

University of South Carolina

Presented
to the
Board of
Trustees

BUDGET DOCUMENT TABLE OF CONTENTS

I. Budget Overview

II. Fees

II. USC Columbia

III. USC Medicine

IV. Comprehensive
Universities

VI. Palmetto
College

V. Appendices



Fiscal Year 2018-2019

UNIVERSITY OF SOUTH CAROLINA

BUDGET DOCUMENT

Fiscal Year 2018-2019

Presented to the Board of Trustees

NOTE: This document is based on the current information for the proposed FY2019 budget as recommended and approved by the Board of Trustees on July 11, 2018. At the time of this printing, the University of South Carolina budget is updated for the final actions on the state appropriations bill and the disposition of vetoes for the 2019 fiscal year. The state funds information contained in this document is subject to change due to final budget allocations received from the State of South Carolina and the Commission on Higher Education. During the budget cycle, changes will occur based on a number of factors including post-closing accounting entries for FY2018 affecting carryforward amounts, revenue revisions, new plans for programs, adjustments for enrollments, and numerous other factors. Periodic reports will be provided to the Board of Trustees as the fiscal year proceeds and budgetary changes are made.

- This page intentionally left blank -

EXECUTIVE SUMMARY

The University of South Carolina's budget process is a comprehensive planning effort representative of the vision of the University to provide research, teaching, and service for the citizens of the State of South Carolina. The process involves participation beginning at the department level and reaching out to all campuses as we develop budgets which will reflect the investments identified to significantly enhance our academic reputation, benefit our students, and contribute to the economic and societal health of our state.

USC COLUMBIA

State Appropriations USC Columbia will receive an increase in recurring state funds of \$4,566,081 for operating support for the education of in-state students. The School of Medicine also received recurring funding of \$1,125,000 for the SC Children's Advocacy Medical Response System as well as non-recurring funding of \$5,000,000 to support the School of Medicine relocation project.

Salary & Fringe The state budget also increases employer health insurance premiums by 7.4% effective January 1, 2019. There is no change for employee health insurance Premiums. Act 13 of 2017 requires the employer retirement contribution rate to increase from 13.56% to 14.56% effective July 1, 2018. The employer rate will be 18.56% by FY 2002-23, while the current employee rate of 9.00% will remain constant. While some funding from the state is expected to offset a portion of these health and retirement increases, the net impact on operating expense is estimated at approximately \$3.82 million. At this time, there is no known increase for unemployment insurance.

Columbia Tuition Increase

- Full-Time Resident Undergraduate: Tuition increase of \$177 per semester
- Full-Time Resident Graduate: Tuition increase of \$198 per semester
- Full-Time Resident Medical Student: Tuition increase of \$612 per semester
- Full-Time Resident Law Student: Tuition increase of \$375 per semester

Budget Priorities The student tuition and fee increases and expected increased enrollment will allow USC to cover the unfunded fringe benefits mandates as well as the required cost increases for the 4% fee waivers, library materials, and insurance. Additionally, the University will provide investment in instruction, research and other projects to support the academic experience. Changes to Board Mandated Fees include an increase in the student health center, student union and student recreation fees.

Impact of Enrollment The Fall 2018 freshman class is expected to be comparable to the Fall 2017 class which saw a 15% increase in enrollment over Fall 2016 levels. This projection exceeds the planned increase of 100 expected for each of the next ten years begun in Fall 2015. Transfer student enrollment is estimated to be comparable to prior years and improved retention rates are also expected. Total headcount undergraduate enrollment for Fall 2017 was 26,362, a 3.15% increase over the prior year. Total Columbia headcount enrollment was 34,731. Graduate enrollment has experienced a decline at the Master's and Doctoral levels.

Total Projected Change in USC Columbia "A" Funds Operating Budget (Does not include the School of Medicine)

<u>USC Columbia Operating Budget</u>	<u>Approved FY18 Budget - July 1, 2017</u>	<u>Projected FY18 Actual June 30, 2018</u>	<u>Proposed FY19 Budget July 1, 2018*</u>	<u>Percent Change FY2018 to FY2019</u>
Resources	\$ 778,423,745	\$ 835,501,426	\$ 893,031,270	6.89%
Expenditures	\$ 698,423,745	\$ 701,501,426	\$ 759,031,270	8.20%

NOTE: "A" Fund carryforward not budgeted until August 2018, amount not included in FY19 Expenditure Budget.

COMPREHENSIVE UNIVERSITIES AND REGIONAL PALMETTO COLLEGES

State Appropriations The state budget provides the three Comprehensive Universities with a total of \$1.79 million in additional recurring operating funds. Non-recurring support for specific projects and initiatives at the Comprehensive Universities (non-operating) totaled nearly \$9.50 million. The four Regional Palmetto Colleges receive a total of approximately \$744,000 in additional recurring state appropriations. As with Columbia these additional funds are for operating support for the education of in-state students. Non-recurring support for projects and initiatives at the Regional Palmetto Colleges (non-operating) totaled \$6.45 million. The Regional Palmetto Colleges budget also contains \$500,000 in one-time operating for Union, and \$500,000 in one-time (non-operating) renovation funding for Lancaster, both funded by lottery dollars. Lottery technology funding is provided at \$1.34 million, or approximately \$98,000 greater than last fiscal year.

Tuition and Fee Increase

	Proposed Full-Time Resident Undergraduate Tuition and Required Fees per Semester	Dollar Increase (per semester) FY2018 to FY2019
USC Aiken	\$5,355	\$130
USC Beaufort	\$5,340	\$129
USC Upstate	\$5,744	\$ 84
USC Palmetto Colleges Online	\$5,355	\$ 99
USC Regional Palmetto Colleges	\$3,779	\$105

USC SYSTEM

The USC Columbia total current funds revenue budget comprises 77.0% of the total USC system budget. In FY2019, for the Columbia campus, tuition and fees account for 50.4% of the total budget with state appropriations providing 9.8% of funds. Overall total current funds revenue for the Columbia campus increases by 3.9% in FY2019 due to the tuition increase and enrollment growth, expected increases in private gifts, grants and contracts, and growth in the auxiliary enterprises. Total current funds expenditures for the system are proposed to increase by \$51.0 million. Tuition discounting for non-resident students is budgeted at \$137.1 million, of which \$130 million is for Columbia. Columbia expenditures that directly impact the institutional mission of teaching, research, creative activity and service are 68.9% of total expense at \$839 million.

Across the system, tuition and fees account for 49.7% of the total budget with state appropriations providing 10.8% of funds. The total current fund revenue budget increases by 3.9% at \$61.5 million from FY2018 to FY2019. Expenditures directed to the University mission are more than 70.1%, or \$1.1 billion, system wide. The "A" Funds operating revenue budgets for the system campuses total 58.9% of the total current funds budget at \$964 million. These are the funds used to operate the campuses and exclude auxiliaries, grants, and other non-operating funds.

Although modest growth in undergraduate enrollment is projected at the Columbia campus, the system continues to face enrollment pressures due to increased competition in state for a reduced class qualified for traditional college placement. USC Beaufort and USC Upstate each experienced modest undergraduate enrollment growth, while USC Aiken experienced a small undergraduate enrollment decline. Graduate enrollment in Columbia has been under similar pressure due to market changes in degree demands and expectations. For Fall 2017 doctoral enrollment experienced a slight increase while masters enrollment experienced a slight decrease. Efforts with Shorelight to increase the international student enrollment and with Academic Partnerships for online education are providing additional opportunities for non-traditional students.

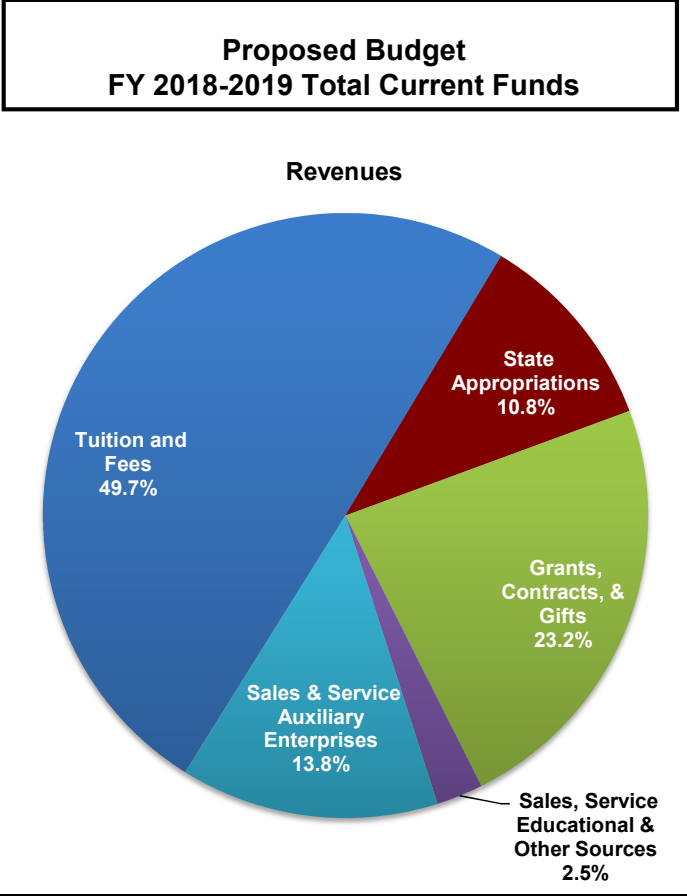
For the 2019 fiscal year, a new budget model is in development for the USC Columbia Campus, with the input of the Columbia community, particularly the academic units, changes will be made to this operating budget document. As the new fiscal year progresses, additional work will be done to include the system institutions and more fully document the Columbia auxiliary enterprises. As the new budget model is implemented, additional reporting will be required.

Financial management at the University requires a continual balance between enrollment, tuition pricing, and cost containment across the entire system.

University of South Carolina System

Proposed Budget FY 2018-2019 Revenues	
Unrestricted Funds	
E & G	\$ 1,062,310,539
Auxiliaries	\$ 225,975,163
Unrestricted Total	\$ 1,288,285,702
Restricted Funds	
E & G	\$ 347,490,756
Auxiliaries	\$ -
Restricted Total	\$ 347,490,756
TOTAL SOURCES	\$ 1,635,776,458

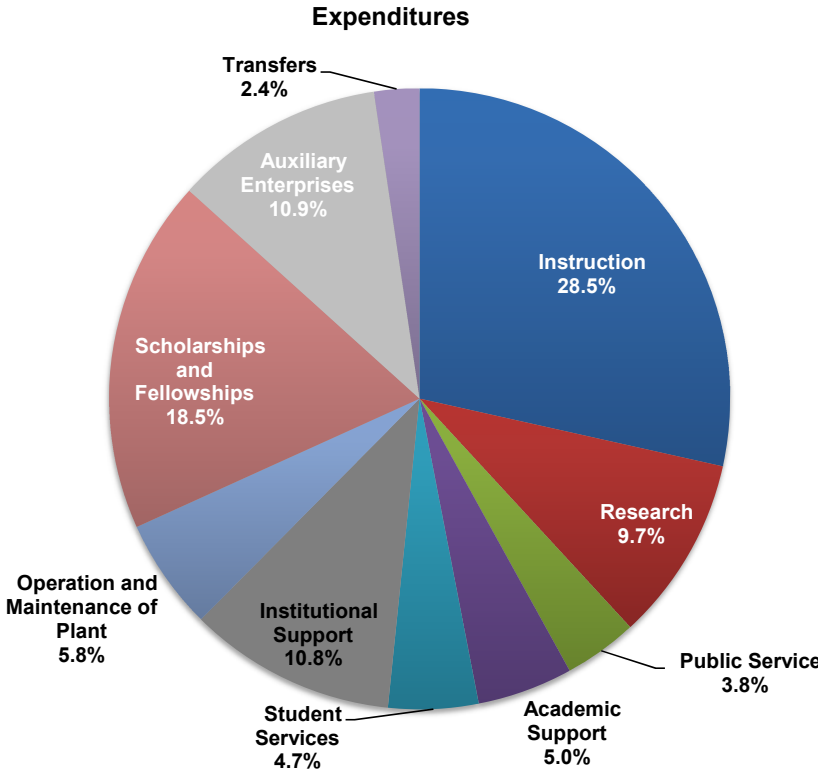
Proposed Budget FY 2018-2019 Expenditures	
Unrestricted Funds	
E & G	\$ 1,068,529,173
Auxiliaries	\$ 178,460,696
Transfers	\$ 36,222,062
Unrestricted Total	\$ 1,283,211,931
Restricted Funds	
E & G	\$ 345,180,867
Auxiliaries	\$ -
Transfers	\$ 2,309,889
Restricted Total	347,490,756
TOTAL USES	\$ 1,630,702,687



Fall 2017 Headcount Enrollment	
Includes undergraduate, graduate and professional students	
USC Columbia	34,731
USC Aiken	3,506
USC Beaufort	2,077
USC Upstate	5,990
USC Lancaster	1,910
USC Salkehatchie	1,011
USC Sumter	1,002
USC Union	903
TOTAL	51,130

FTE Positions - October 2017	
Classified (authorized)	3,724.26
Unclassified (authorized)	2,678.97
TOTAL	6,403.23

Faculty Data:	
Number of FTE Faculty	2,890
Number of Full Time Faculty	2,536
Number of Part Time Faculty	1,063
Number of Tenured Faculty	1,580
Tenure Ratio (%) Full Time	62%
% of Faculty Holding Terminal Degree	82%



USC System - State Appropriations Estimated Change for FY 2019		APPROPRIATIONS ACT - House Amended	
		APPROPRIATIONS BILL RECURRING	NON-RECURRING BY PROVISIO AND/OR CAPITAL RESERVE FUND
USC Columbia			
	E&G Operating - Tuition Mitigation	4,566,081	
	Fringe Benefits Allocations - Estimated	2,170,000	
School of Medicine			
	SC Children's Advocacy Medical Response System	1,125,000	
	SOM Relocation		5,000,000
	Fringe Benefits Allocations - Estimated	223,197	
USC Aiken			
	E&G Operating - Tuition Mitigation	489,035	
	Penland Administration Building HVAC Replacement		3,500,000
	Fringe Benefits Allocations - Estimated	150,042	
USC Beaufort			
	E&G Operating - Tuition Mitigation	397,858	
	Library/ Classroom Building Expansion		1,750,000
	College Security Enhancements		192,000
	Technology Updates		556,434
	Fringe Benefits Allocations - Estimated	64,552	
USC Upstate			
	E&G Operating - Tuition Mitigation	902,109	
	Smith Science Building Renovation		3,500,000
	Fringe Benefits Allocations - Estimated	197,536	
USC Lancaster			
	E&G Operating - Tuition Mitigation	299,050	
	Maintenance and Renovation		1,800,000
	Fringe Benefits Allocations - Estimated	36,692	
USC Salkehatchie			
	E&G Operating - Tuition Mitigation	154,483	
	Maintenance and Renovation		1,200,000
	Fringe Benefits Allocations - Estimated	28,212	
USC Sumter			
	E&G Operating - Tuition Mitigation	148,246	
	Science Building Renovation		2,250,000
	Fringe Benefits Allocations - Estimated	46,141	
USC Union			
	E&G Operating - Tuition Mitigation	141,849	
	Maintenance and Renovation		841,000
	Technology and Classroom Upgrades		359,000
	Fringe Benefits Allocations - Estimated	16,108	
TOTAL CHANGE IN STATE FUNDS		11,156,191	20,948,434

TOTAL

E&G Operating - Tuition Mitigation	7,098,711
SOM Relocation	5,000,000
Non-Recurring by Proviso and/or Capital Reserve Fund	15,948,434
SC Children's Advocacy Medical Response System	1,125,000
Rural Health Initiative via Department of Health & Human Services	SEE NOTE BELOW
Fringe Benefits Allocations - Estimated	2,932,480
Total	32,104,625

Notes:

Fringe Benefits Allocations are estimated. State funding current as of June 30, 2018.

USC School of Medicine to receive \$2,000,000 from DHHS (Proviso 33.22) to further develop statewide teaching partnerships.

In addition, DHHS must expend at least \$2,000,000 to contract with the USC School of Medicine to develop and continue innovative healthcare delivery and training opportunities through collaborative community engagement via ICARED. See also proviso 33.22 (4)

USC System - State Appropriations Estimated Change for FY 2019		APPROPRIATIONS ACT - Senate		
		APPROPRIATIONS BILL RECURRING	NON-RECURRING BY CONTINGENCY RESERVE FUND	NON-RECURRING BY PROVISIO AND/OR CAPITAL RESERVE FUND
USC Columbia	E&G Operating - Tuition Mitigation	4,566,081		
	Employee \$500 Bonus Allocations - Estimated		474,000	
	Fringe Benefits Allocations - Estimated	2,170,000		
School of Medicine	SC Children's Advocacy Medical Response System SOM Relocation	1,125,000		5,000,000
	Employee \$500 Bonus Allocations - Estimated		22,017	
	Fringe Benefits Allocations - Estimated	233,697		
USC Aiken	E&G Operating - Tuition Mitigation	397,858		
	Penland Administration Building HVAC Replacement			3,500,000
	Employee \$500 Bonus Allocations - Estimated		21,613	
	Fringe Benefits Allocations - Estimated	154,670		
USC Beaufort	E&G Operating - Tuition Mitigation	397,858		
	Library/ Classroom Building Expansion			1,750,000
	College Security Enhancements Technology Updates			192,000
	Employee \$500 Bonus Allocations - Estimated		6,718	556,434
	Fringe Benefits Allocations - Estimated	66,365		
USC Upstate	E&G Operating - Tuition Mitigation	397,858		
	Smith Science Building Renovation			3,500,000
	Employee \$500 Bonus Allocations - Estimated		36,933	
	Fringe Benefits Allocations - Estimated	203,398		
USC Lancaster	E&G Operating - Tuition Mitigation	100,000		
	Maintenance and Renovation			1,800,000
	Employee \$500 Bonus Allocations - Estimated		6,124	
	Fringe Benefits Allocations - Estimated	37,692		
USC Salkehatchie	E&G Operating - Tuition Mitigation	100,000		
	Maintenance and Renovation			1,200,000
	Employee \$500 Bonus Allocations - Estimated		6,125	
	Fringe Benefits Allocations - Estimated	29,022		
USC Sumter	E&G Operating - Tuition Mitigation	100,000		
	Science Building Renovation			2,250,000
	Employee \$500 Bonus Allocations - Estimated		4,171	
	Fringe Benefits Allocations - Estimated	47,321		
USC Union	E&G Operating - Tuition Mitigation	100,000		
	Maintenance and Renovation			841,000
	Technology and Classroom Upgrades			359,000
	Employee \$500 Bonus Allocations - Estimated		3,904	
	Fringe Benefits Allocations - Estimated	16,614		
	TOTAL CHANGE IN STATE FUNDS	10,243,434	581,605	20,948,434

TOTAL	
E&G Operating - Tuition Mitigation	6,159,655
SOM Relocation	5,000,000
SC Children's Advocacy Medical Response System	1,125,000
Maintenance and Renovation	14,841,000
Technology, Security and Classroom Upgrades	1,107,434
Rural Health Initiative via Department of Health & Human Services	SEE NOTE BELOW
Employee \$500 Bonus Allocations - Estimated	581,605
Fringe Benefits Allocations - Estimated	2,958,779
Total	<u>31,773,473</u>

Notes:

Fringe Benefits and Employee Bonus Allocations are estimated. State funding current as of June 30, 2018.

USC School of Medicine to receive \$2,000,000 from DHHS (Proviso 33.22) to further develop statewide teaching partnerships.

In addition, DHHS must expend at least \$2,000,000 to contract with the USC School of Medicine to develop and continue innovative healthcare delivery and training opportunities through collaborative community engagement via ICARED. See also proviso 33.22 (4)

USC System - State Appropriations Estimated Change for FY 2019		APPROPRIATIONS ACT - Conference Committee	
		APPROPRIATIONS BILL RECURRING	NON-RECURRING BY PROVISO AND/OR CAPITAL RESERVE FUND
USC Columbia	E&G Operating - Tuition Mitigation	4,566,081	
	Fringe Benefits Allocations - Estimated	2,170,000	
School of Medicine	SC Children's Advocacy Medical Response System	1,125,000	
	SOM Relocation		5,000,000
	Fringe Benefits Allocations - Estimated	223,197	
USC Aiken	E&G Operating - Tuition Mitigation	489,035	
	Penland Administration Building HVAC Replacement		3,500,000
	Fringe Benefits Allocations - Estimated	150,042	
USC Beaufort	E&G Operating - Tuition Mitigation	397,858	
	Library/ Classroom Building Expansion		1,750,000
	College Security Enhancements		192,000
	Technology Updates		556,434
	Fringe Benefits Allocations - Estimated	64,552	
USC Upstate	E&G Operating - Tuition Mitigation	902,109	
	Smith Science Building Renovation		3,500,000
	Fringe Benefits Allocations - Estimated	197,536	
USC Lancaster	E&G Operating - Tuition Mitigation	299,050	
	Maintenance and Renovation		1,800,000
	Renovation and Repairs (Lottery)		500,000
	Fringe Benefits Allocations - Estimated	36,692	
USC Salkehatchie	E&G Operating - Tuition Mitigation	154,483	
	Maintenance and Renovation		1,200,000
	Fringe Benefits Allocations - Estimated	28,212	
USC Sumter	E&G Operating - Tuition Mitigation	148,246	
	Science Building Renovation		2,250,000
	Fringe Benefits Allocations - Estimated	46,141	
USC Union	E&G Operating - Tuition Mitigation	141,849	
	Parity (One-Time Lottery)		500,000
	Maintenance and Renovation		841,000
	Technology and Classroom Upgrades		359,000
	Fringe Benefits Allocations - Estimated	16,108	
	TOTAL CHANGE IN STATE FUNDS	11,156,191	21,948,434

		TOTAL
E&G Operating - Tuition Mitigation		7,098,711
SOM Relocation		5,000,000
Non-Recurring by Proviso and/or Capital Reserve Fund		16,948,434
SC Children's Advocacy Medical Response System		1,125,000
Rural Health Initiative via Department of Health & Human Services	SEE NOTE BELOW	
Fringe Benefits Allocations - Estimated		2,932,480
Total		33,104,625

Notes:

Fringe Benefits Allocations are estimated. State funding current as of June 30, 2018.

USC School of Medicine to receive \$2,000,000 from DHHS (Proviso 33.23) to further develop statewide teaching partnerships.

In addition, DHHS must expend at least \$1,000,000 to contract with the USC School of Medicine to develop and continue innovative healthcare delivery and training opportunities through collaborative community engagement via ICARED. See also proviso 33.23

USC System
 FY2019 Budget Development
 Annualized Budget Impact - Fringe Benefits Increases.

"A" Funds Only								
Conference Committee Budget								
Campus	"A" Health Insurance Annualized Impact - 1/1/19 7.4% Increase	Estimated State Appropriations Health Insurance	Balance - USC Funded: Health Insurance	"A" Retirement Increase Impact - SCRS and PORS	Estimated State Appropriations Retirement Increase	Federal Share Estimated	Balance - USC Funded: Retirement Increase	NET "A" Fund Health and Retirement USC Funded
USC Columbia	1,945,000	1,295,000	650,000	3,100,000	875,000	-	2,225,000	2,875,000
USC Columbia - SOM	111,000	111,000	-	185,000	112,197	-	72,803	72,803
USC Greenville - SOM	22,200	-	22,200	46,000	-	-	46,000	68,200
USC Aiken	148,000	87,011	60,989	190,000	63,031	-	126,969	187,958
USC Beaufort	96,200	34,071	62,129	124,000	30,481	-	93,519	155,648
USC Upstate	251,600	110,217	141,383	280,000	87,319	-	192,681	334,064
USC Lancaster	42,550	18,788	23,762	47,000	17,904	-	29,096	52,858
USC Salkehatchie	33,300	15,232	18,068	28,000	12,980	-	15,020	33,088
USC Sumter	31,450	22,187	9,263	34,000	23,954	-	10,046	19,309
USC Union	17,760	9,507	8,253	20,000	6,601	-	13,399	21,652
TOTAL	2,699,060	1,703,012	996,048	4,054,000	1,229,467	-	2,824,533	3,820,581

Note:

State health allocation is for annualization of January 1, 2018 increase (3.3%) and first six months of January 1, 2019 increase (7.4%) as well as for changes in surcharge.

All Fund Sources								
Conference Committee Budget								
Campus	All Funds Health Insurance Annualized Impact - 1/1/19 7.4% Increase	Estimated State Appropriations Health Insurance	Balance - USC Funded: Health Insurance	All Funds Retirement Increase Impact - SCRS and PORS	Estimated State Appropriations Retirement Increase	Federal Share Estimated	Balance - USC Funded: Retirement Increase	NET All Funds Health and Retirement USC Funded
USC Columbia	2,368,000	1,295,000	1,073,000	3,900,000	875,000	206,150	2,818,850	3,891,850
USC Columbia - SOM	384,800	111,000	273,800	480,000	112,197	49,210	318,593	592,393
USC Greenville - SOM	27,750	-	27,750	55,000	-	-	55,000	82,750
USC Aiken	162,800	87,011	75,789	200,000	63,031	1,898	135,071	210,860
USC Beaufort	111,000	34,071	76,929	140,000	30,481	-	109,519	186,448
USC Upstate	281,200	110,217	170,983	310,000	87,319	4,607	218,074	389,057
USC Lancaster	49,950	18,788	31,162	51,000	17,904	1,956	31,140	62,302
USC Salkehatchie	35,150	15,232	19,918	31,000	12,980	1,232	16,788	36,706
USC Sumter	33,300	22,187	11,113	35,000	23,954	647	10,399	21,512
USC Union	18,500	9,507	8,993	20,500	6,601	-	13,899	22,892
TOTAL	3,472,450	1,703,012	1,769,438	5,222,500	1,229,467	265,700	3,727,333	5,496,771

- This page intentionally left blank -

UNIVERSITY OF SOUTH CAROLINA

PROPOSED BUDGET for FISCAL YEAR 2018-2019

Table of Contents

I. Budget
Overview

II. Fees

III. USC
Columbia

IV. USC
Medicine

V. Comprehensive
Universities

VI. Palmetto
College

VII. Appendices

I. BUDGET OVERVIEW

- ▶ Summary of Current Funds Revenue
- ▶ Summary of Current Funds Expenditures
- ▶ Summary of Changes in Total Current Funds Budget
- ▶ Change in Current Funds Revenue and Expenditures
- ▶ Total Current Funds Revenue – Unrestricted vs. Restricted

**UNIVERSITY OF SOUTH CAROLINA
SUMMARY OF CURRENT FUNDS REVENUE
FISCAL YEAR 2018-2019**

	Columbia	School of Medicine	Greenville School of Medicine	Aiken	Beaufort	Upstate	Lancaster	Salkehatchie	Sumter	Union	Total
Tuition and Fees	634,487,651	20,506,593	18,950,873	33,377,563	23,151,563	59,985,318	7,753,336	5,351,303	5,812,905	3,952,409	813,329,514
<i>% of Total Revenue</i>	50.4%	26.7%	71.3%	49.5%	56.3%	54.1%	43.6%	45.1%	42.7%	41.0%	49.7%
State Appropriations	123,350,622	16,369,845	0	8,916,496	4,892,903	12,532,342	2,791,812	2,009,033	3,333,960	1,898,152	176,095,165
<i>% of Total Revenue</i>	9.8%	21.3%	0.0%	13.2%	11.9%	11.3%	15.7%	16.9%	24.5%	19.7%	10.8%
Federal Grants and Contracts	128,888,835	22,448,754	6,328,121	10,687,662	7,121,442	14,964,382	3,676,923	2,235,500	1,708,000	1,253,906	199,313,525
<i>% of Total Revenue</i>	10.2%	29.2%	23.8%	15.8%	17.3%	13.5%	20.7%	18.8%	12.5%	13.0%	12.2%
State Grants and Contracts	96,433,553	948,168	0	6,722,000	4,020,497	12,236,859	2,892,437	1,820,000	2,130,000	2,169,882	129,373,396
<i>% of Total Revenue</i>	7.7%	1.2%	0.0%	10.0%	9.8%	11.0%	16.3%	15.3%	15.6%	22.5%	7.9%
Local Grants and Contracts	398,655	177,946	0	105,000	410,000	0	0	0	0	68,488	1,160,089
<i>% of Total Revenue</i>	0.0%	0.2%	0.0%	0.2%	1.0%	0.0%	0.0%	0.0%	0.0%	0.7%	0.1%
Private Gifts, Grants and Contracts	31,756,370	15,128,133	1,084,250	935,000	438,000	185,000	350,071	0	50,000	78,450	50,005,274
<i>% of Total Revenue</i>	2.5%	19.7%	4.1%	1.4%	1.1%	0.2%	2.0%	0.0%	0.4%	0.8%	3.1%
Sales & Service Educational Activities and Other	32,523,829	1,226,518	214,795	1,546,000	1,042,536	3,230,717	265,152	246,440	179,000	49,345	40,524,332
<i>% of Total Revenue</i>	2.6%	1.6%	0.8%	2.3%	2.5%	2.9%	1.5%	2.1%	1.3%	0.5%	2.5%
Sales & Svc Auxiliary Enterprises	212,230,536	0	0	5,143,500	15,195	7,770,212	39,720	214,000	402,000	160,000	225,975,163
<i>% of Total Revenue</i>	16.8%	0.0%	0.0%	7.6%	0.0%	7.0%	0.2%	1.8%	3.0%	1.7%	13.8%
Total Current Funds Revenue	1,260,070,051	76,805,957	26,578,039	67,433,221	41,092,136	110,904,830	17,769,451	11,876,276	13,615,865	9,630,632	1,635,776,458
<i>% of Total Revenue</i>	100%	100%	100%	100%	100%	100%	100%	100%	100%	100%	100%
Campus Percentage of Total	77.0%	4.7%	1.6%	4.1%	2.5%	6.8%	1.1%	0.7%	0.8%	0.6%	100%

NOTE: This schedule includes revenue from all sources.

	Columbia	School of Medicine	Greenville School of Medicine	Aiken	Beaufort	Upstate	Lancaster	Salkehatchie	Sumter	Union	Total
Budgeted Change in Fund Balance											
Budgeted Beginning Fund Balance	262,525,224	20,511,867	4,103,120	14,629,240	3,572,103	26,728,710	1,522,968	1,605,531	4,487,546	1,001,760	340,688,069
Budgeted Ending Fund Balance	271,004,980	18,402,809	3,118,410	13,257,337	3,685,928	26,901,524	1,627,126	1,717,672	4,714,446	1,331,608	345,761,840
Changes in Budgeted Fund Balance	8,479,756	(2,109,058)	(984,710)	(1,371,903)	113,825	172,814	104,158	112,141	226,900	329,848	5,073,771

**UNIVERSITY OF SOUTH CAROLINA
SUMMARY OF CURRENT FUNDS EXPENDITURES
FISCAL YEAR 2018-2019**

	Columbia	School of Medicine	Greenville School of Medicine	Aiken	Beaufort	Upstate	Lancaster	Salkehatchie	Sumter	Union	Total
Instruction	350,840,833	21,973,502	11,033,631	20,838,538	13,683,150	30,539,894	6,370,871	2,897,502	3,675,604	2,856,123	464,709,648
<i>% of Total Current Funds</i>	28.0%	27.8%	40.0%	30.3%	33.4%	27.6%	36.1%	24.6%	27.5%	30.7%	28.5%
Research	137,059,925	14,994,084	1,700,000	2,786,083	557,829	104,370	44,716	46,078	76,100	3,500	157,372,685
<i>% of Total Current Funds</i>	11.0%	19.0%	6.2%	4.0%	1.4%	0.1%	0.3%	0.4%	0.6%	0.0%	9.7%
Public Service	31,962,121	24,779,198	0	2,829,449	1,338,876	1,225,828	90,831	154,215	13,600	37,586	62,431,704
<i>% of Total Current Funds</i>	2.6%	31.4%	0.0%	4.1%	3.3%	1.1%	0.5%	1.3%	0.1%	0.4%	3.8%
Academic Support	50,653,786	7,932,183	2,788,167	5,474,007	3,893,780	6,576,895	677,434	687,845	1,218,550	1,169,449	81,072,096
<i>% of Total Current Funds</i>	4.0%	10.1%	10.1%	8.0%	9.5%	5.9%	3.8%	5.8%	9.1%	12.6%	5.0%
Student Services	46,662,885	2,459,411	1,850,653	6,358,192	4,679,190	9,447,840	1,363,227	1,382,156	1,531,830	771,474	76,506,858
<i>% of Total Current Funds</i>	3.7%	3.1%	6.7%	9.2%	11.4%	8.5%	7.7%	11.7%	11.4%	8.3%	4.7%
Institutional Support	140,827,579	4,051,500	3,275,811	4,787,706	1,790,799	14,611,634	2,564,009	1,327,673	2,045,634	603,604	175,885,949
<i>% of Total Current Funds</i>	11.3%	5.1%	11.9%	7.0%	4.4%	13.2%	14.5%	11.3%	15.3%	6.5%	10.8%
Operation and Maintenance of Plant	66,267,311	3,431,550	2,950,562	3,988,342	4,279,446	10,131,177	1,117,149	1,023,030	915,147	458,036	94,561,750
<i>% of Total Current Funds</i>	5.3%	4.3%	10.7%	5.8%	10.4%	9.1%	6.3%	8.7%	6.8%	4.9%	5.8%
Scholarships and Fellowships	221,448,709	397,396	3,963,925	17,411,662	11,036,287	30,757,998	5,581,168	4,055,686	3,180,000	3,336,519	301,169,350
<i>% of Total Current Funds</i>	17.7%	0.5%	14.4%	25.3%	26.9%	27.8%	31.6%	34.5%	23.8%	35.9%	18.5%
Net Mandatory and Non-Mandatory Transfers	34,792,566	(1,103,809)	0	2,056,295	(288,546)	2,958,114	(144,112)	(20,050)	372,500	(91,007)	38,531,951
<i>% of Total Current Funds</i>	2.8%	-1.4%	0.0%	3.0%	-0.7%	2.7%	-0.8%	-0.2%	2.8%	-1.0%	2.4%
SUBTOTAL	1,080,515,715	78,915,015	27,562,749	66,530,274	40,970,811	106,353,750	17,665,293	11,554,135	13,028,965	9,145,284	1,452,241,991
Auxiliary Enterprises	171,074,580	0	0	2,274,850	7,500	4,378,266	0	210,000	360,000	155,500	178,460,696
<i>% of Total Current Funds</i>	13.7%	0.0%	0.0%	3.3%	0.0%	4.0%	0.0%	1.8%	2.7%	1.7%	10.9%
TOTAL CURRENT FUNDS EXPENDITURES	1,251,590,295	78,915,015	27,562,749	68,805,124	40,978,311	110,732,016	17,665,293	11,764,135	13,388,965	9,300,784	1,630,702,687
<i>% of Total Current Funds</i>	100%	100%	100%	100%	100%	100%	100%	100%	100%	100%	100%
Campus Percentage of Total	76.8%	4.8%	1.7%	4.2%	2.5%	6.8%	1.1%	0.7%	0.8%	0.6%	100%

NOTE: This schedule includes current fund expenditures and transfers from all sources. The net difference between revenue versus expenditures and transfers will be added or deducted from existing fund balances.

**University of South Carolina
Summary of Changes in Total Current Funds Budget
FY2018 to FY2019**

FY2018 to FY2019 - REVENUE	Greenville										Total
	Columbia	School of Medicine	School of Medicine	Aiken	Beaufort	Upstate	Lancaster	Salkehatchie	Sumter	Union	
Tuition and Fees	36,129,747	(422,139)	1,738,528	667,288	991,873	2,642,043	(272,118)	(400,673)	980,700	795,827	42,851,076
State Appropriations	6,809,134	1,369,490	0	413,926	1,040,091	794,320	210,071	55,744	71,599	888,555	11,652,930
Federal Grants and Contracts	(33,384,382)	(3,066,838)	(2,414,305)	788,262	365,004	2,154,382	(402,009)	(387,847)	(640,000)	(94)	(36,987,827)
State Grants and Contracts	31,423,590	21,709	(10,918)	497,000	1,041,772	1,236,859	(329,563)	108,360	217,500	369,882	34,576,191
Local Grants and Contracts	(62,588)	9,101	0	(50,000)	142,723	(27,000)	(10,100)	0	0	38,488	40,624
Private Gifts, Grants and Contracts	7,661,754	2,896,690	1,084,250	110,000	32,514	(195,000)	350,071	(5,100)	(60,000)	28,450	11,903,629
Sales & Services Educational Activities & Other Sources	(4,984,139)	489,830	(155,500)	(515,150)	(25,194)	(541,784)	(419,753)	(59,032)	37,100	19,745	(6,153,877)
Sales & Services Auxiliary Enterprises	3,286,959	0	0	(84,265)	(5,610)	518,584	6,948	(23,560)	(18,000)	(40,000)	3,641,056
Total Current Funds Revenue Change	46,880,075	1,297,843	242,055	1,827,061	3,583,173	6,582,404	(866,453)	(712,108)	588,899	2,100,853	61,523,802

FY2018 to FY2019 - EXPENDITURES	Greenville										Total
	Columbia	School of Medicine	School of Medicine	Aiken	Beaufort	Upstate	Lancaster	Salkehatchie	Sumter	Union	
Instruction	8,053,274	(1,734,027)	146,961	568,189	1,878,688	(1,111,512)	(381,259)	(380,078)	139,404	654,099	7,833,739
Research	4,673,150	(555,446)	697,873	269,846	242,017	(45,630)	(164,162)	6,996	2,900	(1,500)	5,126,044
Public Service	(6,775,865)	205,679	(111,875)	429,359	324,052	(9,035)	(189,176)	(51,847)	(13,100)	(87,414)	(6,279,222)
Academic Support	(6,395,504)	896,061	(965,126)	374,431	(334,646)	(623,819)	(109,409)	(4,846)	185,100	548,188	(6,429,570)
Student Services	1,556,960	333,099	477,016	145,323	(191,258)	(467,460)	(491,704)	(144,960)	(190,212)	188,487	1,215,291
Institutional Support	44,129,044	(903,516)	221,604	(226,135)	(686,060)	5,496,652	1,119,724	283,355	625,119	(15,233)	50,044,554
Operation and Maintenance of Plant	2,726,194	(179,881)	(724,242)	42,292	623,530	(133,006)	(68,257)	(61,181)	(67,880)	83,806	2,241,375
Scholarships and Fellowships	6,599,277	(8,048)	584,269	885,177	1,276,718	3,310,407	(453,993)	(398,437)	(605,332)	437,119	11,627,157
Net Mandatory and Non-Mandatory Transfers	(27,151,309)	2,031,102	0	386,125	(46,435)	(119,122)	(2,840)	7,959	450,000	31,903	(24,412,617)
Auxiliary Enterprises	9,866,893	0	0	(16,280)	(4,500)	222,525	0	(14,463)	27,000	(36,500)	10,044,675
Total Current Funds Expenditure Change	37,282,114	85,023	326,480	2,858,327	3,082,106	6,520,000	(741,076)	(757,502)	552,999	1,802,955	51,011,426

CHANGES IN FUND BALANCE	Greenville										Total
	Columbia	School of Medicine	School of Medicine	Aiken	Beaufort	Upstate	Lancaster	Salkehatchie	Sumter	Union	
Budgeted Beginning Fund Balance	262,525,224	20,511,867	4,103,120	14,629,240	3,572,103	26,728,710	1,522,968	1,605,531	4,487,546	1,001,760	340,688,069
Budgeted Ending Fund Balance	271,004,980	18,402,809	3,118,410	13,257,337	3,685,928	26,901,524	1,627,126	1,717,672	4,714,446	1,331,608	345,761,840
Changes in Budgeted Fund Balance	8,479,756	(2,109,058)	(984,710)	(1,371,903)	113,825	172,814	104,158	112,141	226,900	329,848	5,073,771

**FY2019 PROPOSED BUDGET
UNRESTRICTED CURRENT FUNDS
OPERATING BUDGET - "A" Funds**

	Columbia	School of Medicine	Greenville School of Medicine	Aiken	Beaufort	Upstate	Lancaster	Salkehatchie	Sumter	Union	Total
Revenues											
Tuition and Fees	606,462,977	20,099,569	18,330,927	30,723,016	20,570,787	51,354,934	6,974,160	4,978,963	5,225,905	3,649,009	768,370,247
% of Operating Budget	81.7%	52.8%	94.5%	77.3%	75.7%	79.7%	64.0%	70.7%	57.2%	65.3%	79.7%
State Appropriations	122,923,657	16,369,845	0	8,916,496	4,892,903	12,532,342	2,791,812	2,009,033	3,333,960	1,898,152	175,668,200
% of Operating Budget	16.6%	43.0%	0.0%	22.4%	18.0%	19.4%	25.6%	28.5%	36.5%	34.0%	18.2%
Grants, Contracts & Gifts	1,511,681	618,000	856,228	0	1,560,852	50,000	1,025,500	0	550,000	20,000	6,192,261
% of Operating Budget	0.2%	1.6%	4.4%	0.0%	5.7%	0.1%	9.4%	0.0%	6.0%	0.4%	0.6%
Sales & Services of Educ. and Other Sources	11,599,338	984,932	214,795	90,000	151,510	498,916	103,250	52,440	30,000	20,745	13,745,926
% of Operating Budget	1.6%	2.6%	1.1%	0.2%	0.6%	0.8%	0.9%	0.7%	0.3%	0.4%	1.4%
Total Operating Budget Revenues	742,497,653	38,072,346	19,401,950	39,729,512	27,176,052	64,436,192	10,894,722	7,040,436	9,139,865	5,587,906	963,976,634
% of Operating Budget	100%	100%	100%	100%	100%	100%	100%	100%	100%	100%	100%
EXPENDITURES											
Instruction	345,108,517	21,791,318	10,925,542	20,506,851	12,897,598	30,210,703	6,102,536	2,835,071	3,650,604	2,640,710	456,669,450
% of Operating Budget	46.5%	56.6%	55.7%	50.3%	47.5%	46.6%	57.1%	40.8%	39.9%	50.1%	47.3%
Research	14,292,478	758,339	0	0	164,693	0	8,082	0	0	0	15,223,592
% of Operating Budget	1.9%	1.9%	0.0%	0.0%	0.6%	0.0%	0.1%	0.0%	0.0%	0.0%	1.6%
Public Service	3,540,984	0	0	379,689	0	179,795	0	100,460	10,600	0	4,211,528
% of Operating Budget	0.5%	0.0%	0.0%	0.9%	0.0%	0.3%	0.0%	1.4%	0.1%	0.0%	0.4%
Academic Support	47,449,311	7,932,183	2,335,075	4,937,206	3,263,119	5,241,664	677,024	583,567	968,550	1,063,106	74,450,805
% of Operating Budget	6.4%	20.2%	11.9%	12.1%	12.0%	8.1%	6.3%	8.4%	10.6%	20.2%	7.7%
Student Services	26,775,411	2,459,411	1,850,653	4,661,511	2,616,307	3,381,593	893,354	1,184,436	1,261,830	580,364	45,664,870
% of Operating Budget	3.6%	6.3%	9.4%	11.4%	9.6%	5.2%	8.4%	17.0%	13.8%	11.0%	4.7%
Institutional Support	130,577,904	4,051,500	3,142,811	4,398,314	1,770,799	13,417,411	1,815,959	792,568	1,423,634	555,666	161,946,566
% of Operating Budget	17.6%	10.3%	16.0%	10.8%	6.5%	20.7%	17.0%	11.4%	15.6%	10.5%	16.8%
Operation and Maintenance of Plant	66,259,325	3,431,550	2,950,562	3,888,342	4,279,446	9,860,771	1,117,149	1,023,030	897,147	458,036	94,165,358
% of Operating Budget	8.9%	8.8%	15.0%	9.5%	15.8%	15.2%	10.4%	14.7%	9.8%	8.7%	9.7%
Scholarships and Fellowships	125,027,340	0	3,679,675	2,534,000	2,586,287	3,287,000	215,980	515,986	550,000	88,230	138,484,498
% of Operating Budget	16.8%	0.0%	18.8%	6.2%	9.5%	5.1%	2.0%	7.4%	6.0%	1.7%	14.3%
Net Mandatory and Non-Mandatory Transfers	(16,533,617)	(1,236,809)	(5,267,574)	(562,630)	(437,681)	(683,500)	(137,112)	(81,500)	377,500	(118,114)	(24,681,037)
% of Operating Budget	-2.2%	-3.2%	-26.9%	-1.4%	-1.6%	-1.1%	-1.3%	-1.2%	4.1%	-2.2%	-2.6%
Total Operating Budget Expenditures	742,497,653	39,187,492	19,616,744	40,743,283	27,140,568	64,895,437	10,692,972	6,953,618	9,139,865	5,267,998	966,135,630
% of Operating Budget	100%	100%	100%	100%	100%	100%	100%	100%	100%	100%	100%
CHANGE IN "A" FUND BALANCE	0	(1,115,146)	(214,794)	(1,013,771)	35,484	(459,245)	201,750	86,818	0	319,908	(2,158,996)

UNIVERSITY OF SOUTH CAROLINA

PROPOSED BUDGET for FISCAL YEAR 2018-2019

Table of Contents

I. Budget
Overview

II. Fees

III. USC
Columbia

IV. USC
Medicine

V. Comprehensive
Universities

VI. Palmetto
College

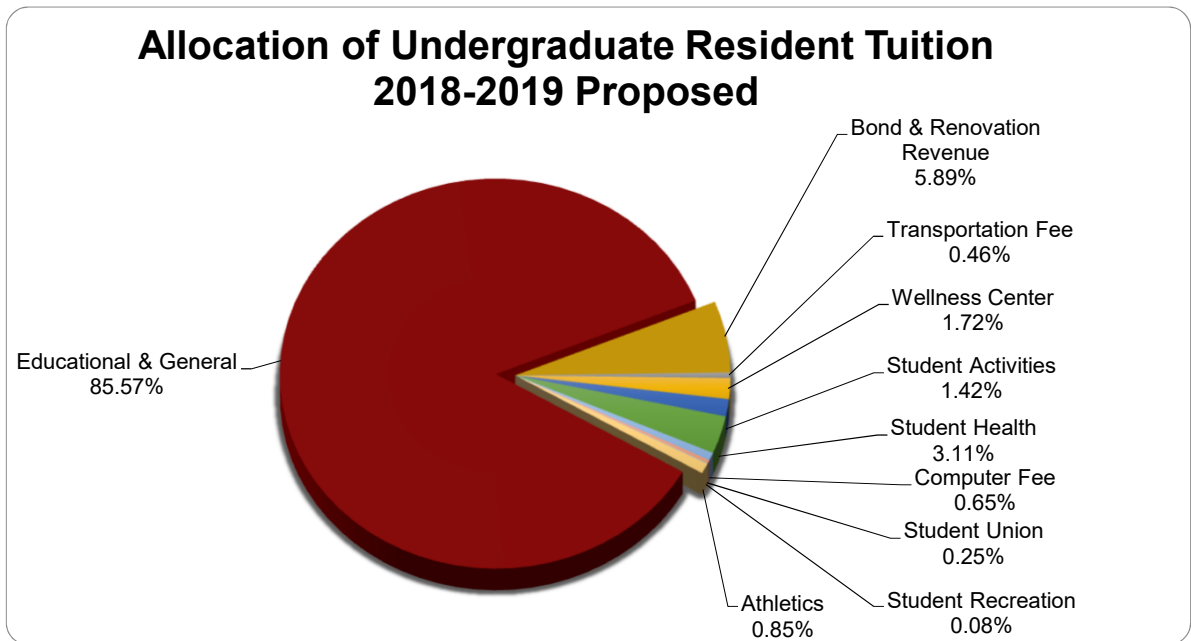
VII. Appendices

II. FEES AND OTHER REVENUE

- ▶ Estimated Resident Undergraduate Student Cost per Semester – Columbia
- ▶ Estimated Non-Resident Undergraduate Student Cost per Semester – Columbia
- ▶ General Academic Fees Per Semester for Full-time Students – System
- ▶ Tuition and Fee Schedule – System
- ▶ Distribution of Tuition per Semester – System
- ▶ Annual Undergraduate Tuition Comparisons – South Carolina Public Higher Education Institutions

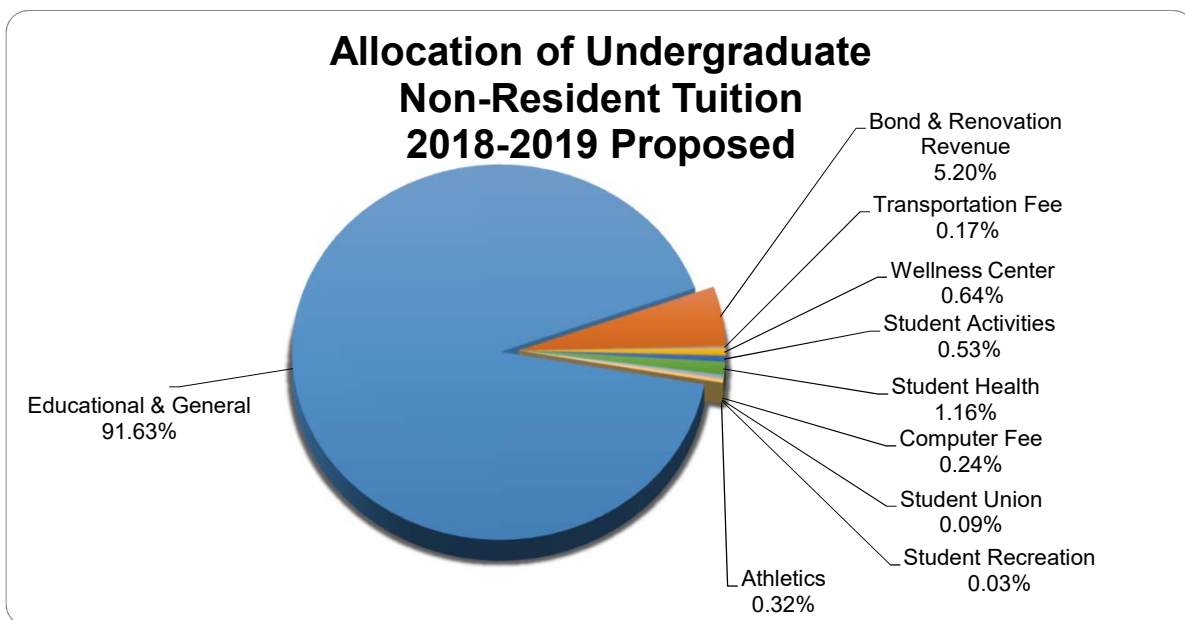
UNIVERSITY OF SOUTH CAROLINA COLUMBIA
Resident Undergraduate Student Estimated Cost Per Semester
2017-2018 and 2018-2019

	Academic Year 2017-2018	Dollar Change	Academic Year 2018-2019
Required Tuition and Fees:			
I. Total Resident Undergraduate Tuition			
-Educational & General	5,061.50	165.00	5,226.50
-Bond Debt Service	319.50	0.00	319.50
-Renovation Reserve	40.00	0.00	40.00
-Transportation Fee	28.00	0.00	28.00
-Wellness Center	105.00	0.00	105.00
-Student Activities	87.00	0.00	87.00
-Student Health Center	184.00	6.00	190.00
-Computer Fee	40.00	0.00	40.00
-Student Union	10.00	5.00	15.00
-Student Recreation	4.00	1.00	5.00
-Athletics Activity	52.00	0.00	52.00
Total Resident Undergraduate Tuition	5,931.00	177.00	6,108.00
II. Technology Fee	200.00	0.00	200.00
Total Required Tuition and Fees	6,131.00	177.00	6,308.00
Other Student Costs:			
Average University Housing Cost - Suites ⁽¹⁾	3,464.00	134.00	3,598.00
14 Meal Plan ⁽²⁾	1,630.00	57.00	1,687.00
Average Book Cost ⁽³⁾	522.00	11.00	533.00
⁽¹⁾ Based on weighted average costs for housing in FY18 and FY19. ⁽²⁾ Provided by Aramark. In Fall 2018, Minimum meal plan changed to 14 Meal Plan. ⁽³⁾ Estimate by the USC Financial Aid Office.			



**UNIVERSITY OF SOUTH CAROLINA COLUMBIA
Non-Resident Undergraduate Student Estimated Cost Per Semester
2017-2018 and 2018-2019**

	Academic Year 2017-2018	Dollar Change	Academic Year 2018-2019
Required Tuition and Fees:			
I. Total Non-Resident Undergraduate Tuition			
-Educational & General	14,615.50	456.00	15,071.50
-Bond Debt Service	815.50	0.00	815.50
-Renovation Reserve	40.00	0.00	40.00
-Transportation Fee	28.00	0.00	28.00
-Wellness Center	105.00	0.00	105.00
-Student Activities	87.00	0.00	87.00
-Student Health Center	184.00	6.00	190.00
-Computer Fee	40.00	0.00	40.00
-Student Union	10.00	5.00	15.00
-Student Recreation	4.00	1.00	5.00
-Athletics Activity	52.00	0.00	52.00
Total Non-Resident Undergraduate Tuition	15,981.00	468.00	16,449.00
II. Technology Fee	200.00	0.00	200.00
Total Required Tuition and Fees	16,181.00	468.00	16,649.00
Other Student Costs:			
Average University Housing Cost - Suites ⁽¹⁾	3,464.00	134.00	3,598.00
14 Meal Plan ⁽²⁾	1,630.00	57.00	1,687.00
Average Book Cost ⁽³⁾	522.00	11.00	533.00
⁽¹⁾ Based on weighted average costs for housing in FY18 and FY19. ⁽²⁾ Provided by Aramark. In Fall 2018, Minimum meal plan changed to 14 Meal Plan. ⁽³⁾ Estimate by the USC Financial Aid Office.			



UNIVERSITY OF SOUTH CAROLINA PROPOSED FEE SCHEDULE REQUIRED TUITION AND FEES PER SEMESTER FOR FULL-TIME STUDENTS CURRENT YEAR 2017-18 AND PROPOSED YEAR 2018-19			
Campus	CURRENT 2017-18	PROPOSED 2018-19	DOLLAR CHANGE
Columbia			
Undergraduate			
- Resident	6,131	6,308	177
- Non-Resident	16,181	16,649	468
- Non-Resident General University Scholarship ⁽¹⁾	6,131	6,308	177
- Non-Resident Divisional Scholarship ⁽²⁾	11,552	11,888	336
- Non-Resident Departmental Scholarship	9,002	9,263	261
- Non-Resident Athletic Scholarship ⁽³⁾	9,002	6,308	-2,694
- Active Duty Military	3,674	3,779	105
Graduate ⁽⁴⁾			
- Resident	6,827	7,025	198
- Non-Resident	14,384	14,798	414
Law			
- Resident	12,929	13,304	375
- Non-Resident	25,025	25,751	726
- Non-Resident Scholarship	14,276	14,690	414
Pharmacy			
- Resident - Years 1, 2, & 3 - Each Year	26,356	27,678	1,322
- Non-Resident - Years 1, 2, & 3 - Each Year	39,307	41,269	1,962
- Non-Resident - Scholarship - Years 1, 2, & 3 - Each Year	33,356	35,043	1,687
- Resident - Year 4	23,118	24,262	1,144
- Non-Resident - Year 4	34,428	36,144	1,716
- Non-Resident - Scholarship - Year 4	29,358	30,828	1,470
Medical School - Columbia			
Resident	20,730	21,342	612
Non-Resident	43,875	43,875	0
Non-Resident Scholarship	25,920	26,688	768
Medical School - Greenville			
Resident	20,730	21,342	612
Non-Resident	43,875	43,875	0
Non-Resident Scholarship	25,920	26,688	768
USC Aiken			
Resident	5,226	5,355	129
Non-Resident ⁽⁵⁾	10,326	10,584	258
Non-Resident Scholarship ⁽⁶⁾	7,776	7,977	201
Non-Resident Athletic NR & General University Scholarship	5,226	5,355	129
Active Duty Military	3,618	3,735	117
USC Beaufort			
Resident	5,211	5,340	129
Non-Resident ⁽⁷⁾	10,599	10,863	264
Non-Resident Scholarship ⁽⁶⁾	7,995	8,190	195
Non-Resident Athletic NR & General University Scholarship	5,211	5,340	129
Active Duty Military	3,642	3,168	-474
USC Upstate			
Resident	5,660	5,744	84
Non-Resident	11,324	11,495	171
Non-Resident Scholarship ⁽⁶⁾	8,528	8,657	129
Non-Resident Athletic NR & General University Scholarship	5,660	5,744	84
Active Duty Military	3,614	3,719	105
Palmetto College Campuses			
Resident	3,674	3,779	105
Non-Resident	8,864	9,119	255
Non-Resident Athletic NR & General University Scholarship		3,779	
Palmetto College Online			
Resident	5,256	5,355	99
Non-Resident	10,356	10,584	228
Notes:			
(1) Only Columbia campus students named as McNair, Lieber, Horseshoe, Cooper, McKissick and Alumni scholars.			
(2) Only Columbia campus students named as Divisional scholars.			
(3) Non-Resident Athletics scholarship implies athletic grant-in-aid. This rate may not apply to all scholarship student-athletes, based upon designation by the Athletics Department. The Office of Student Financial Aid and Scholarships awards grants-in-aid in accordance with NCAA, conference and institutional guidelines.			
(4) Graduate rates apply to all campuses. Fees for senior and regional campuses are for undergraduate students only.			
(5) USC Aiken resident rate applies to students who are legal residents of Richmond and Columbia counties of Georgia.			
(6) USC Comprehensive Campuses Non-Resident Scholarship Rate is 75% of Non-Resident Tuition. Each campus establishes award criteria.			
(7) USC Beaufort resident rate applies to students who are legal residents of Chatham, Effingham and Bryan counties of Georgia.			

**UNIVERSITY OF SOUTH CAROLINA FEE SCHEDULE
2017-18 TO 2018-19**

Fee Description	Notes	FULL-TIME (1)		PART-TIME (1)	
		PRIOR YEAR 2017-18	CURRENT YEAR 2018-19	PRIOR YEAR 2017-18	CURRENT YEAR 2018-19
USC COLUMBIA (2)					
GENERAL					
UNDERGRADUATE - RESIDENT - TUITION	3, 4	5,931.00	6,108.00	494.25	509.00
UNDERGRADUATE - NONRESIDENT - TUITION		15,981.00	16,449.00	1,331.75	1370.75
UNDERGRADUATE - NONRESIDENT - SCHOLARSHIP - DEPARTMENTAL	5	8,802.00	9,063.00	733.50	755.25
UNDERGRADUATE - NONRESIDENT SCHOLARSHIP - GENERAL UNIVERSITY	6	5931.00	6,108.00	494.25	509.00
UNDERGRADUATE - NONRESIDENT - SCHOLARSHIP - ATHLETICS	7	8,802.00	6,108.00	733.50	509.00
UNDERGRADUATE - NONRESIDENT - SCHOLARSHIP -DIVISIONAL	8	11,352.00	11,688.00	946.00	974.00
ACTIVE DUTY MILITARY UNDERGRADUATE - TUITION	9	3,474.00	3,579.00	289.50	298.25
UNDERGRADUATE - RESIDENT, NONRESIDENT SCHOLARSHIP, ACTIVE DUTY MILITARY - 17 HOURS AND ABOVE	10	80.00	80.00		
UNDERGRADUATE - NONRESIDENT - 17 HOURS AND ABOVE	10	208.00	208.00		
GRADUATE - RESIDENT - TUITION	11	6,627.00	6,825.00	552.25	568.75
GRADUATE - NONRESIDENT - TUITION	11	14,184.00	14,598.00	1,182.00	1,216.50
GRADUATE - NONRESIDENT ONLINE - TUITION	12			552.25	568.75
GRADUATE - RESIDENT - 17 HOURS AND ABOVE	10, 11	80.00	80.00		
GRADUATE - NONRESIDENT - 17 HOURS AND ABOVE	10, 11	170.00	170.00		
TECHNOLOGY FEE		200.00	200.00	17.00	17.00
APPLICATION FEE - NON-DEGREE STUDENT - UNDERGRADUATE (DOMESTIC CITIZEN)		25.00	25.00		
APPLICATION FEE - FRESHMAN AND TRANSFER UNDERGRADUATE (DOMESTIC CITIZEN)	13	65.00	65.00		
APPLICATION FEE - FRESHMAN AND TRANSFER UNDERGRADUATE (INTERNATIONAL)		100.00	100.00		
APPLICATION FEE - NON-DEGREE STUDENT UNDERGRADUATE (INTERNATIONAL)		100.00	100.00		
APPLICATION FEE - GRADUATE	13	50.00	50.00		
APPLICATION FEE - RE-ADMIT - UNDERGRADUATE	13	25.00	25.00		
APPLICATION FEE - RE-ADMIT - GRADUATE	13	15.00	15.00		
INTERNATIONAL STUDENT ENROLLMENT FEE - ONE TIME CHARGE		750.00			
INTERNATIONAL STUDENT FEE - PER SEMESTER			200.00		
SHORT TERM INTERNATIONAL STUDENT FEE		200.00	200.00		
SPONSORED INTERNATIONAL STUDENT FEE		250.00			
INTERNATIONAL STUDENT/ALUMNI REQUEST FEE			12.00		
STUDY ABROAD		150.00	150.00		
COHORT STUDY ABROAD		300.00	300.00		
NATIONAL STUDENT EXCHANGE PLACEMENT & ADMINISTRATIVE FEE		250.00	250.00		
STUDY ABROAD EXCHANGE PROGRAM DEPOSIT - NONREFUNDABLE	14	500.00	500.00		
GAMECOCK GATEWAY DEPOSIT	15	750.00	750.00		
MATRICULATION FEE	16	80.00	80.00		
CAPSTONE SCHOLAR FEE - PER SEMESTER	17	150.00	150.00		
CAROLINA CARD - DAMAGED CARD FEE		25.00	25.00		
CAROLINA CARD - REPLACEMENT ID FEE		35.00	35.00		
GRADUATE ASSISTANTS - LESS THAN 12 HOURS - REQUIRED STUDENT HEALTH CENTER FEE - PER SEMESTER				184.00	190.00
GRADUATE STUDENTS - (9 TO 11 HOURS) - REQUIRED STUDENT HEALTH CENTER FEE - PER SEMESTER				184.00	190.00
GRADUATE STUDENTS - (6 TO 8 HOURS) - REQUIRED STUDENT HEALTH CENTER FEE - PER SEMESTER				123.00	127.00
UNDERGRADUATE STUDENTS - (6 TO 11 HOURS) - REQUIRED STUDENT HEALTH CENTER FEE - PER SEMESTER				123.00	127.00
OPTIONAL UNDERGRADUATE AND GRADUATE STUDENTS - ATHLETICS EVENT FEE - PER SEMESTER	18			86.00	86.00
HEALTH INSURANCE - (STUDENTS WITHOUT COVERAGE) - CONTRACT W/THIRD PARTY	19	2,020.00	2,047.00	2,020.00	2,047.00
MANDATORY STUDY ABROAD INSURANCE	20	360.00	360.00	360.00	360.00
DUAL ENROLLMENT - INCLUDES PACE HIGH SCHOOL COURSES - PER CREDIT HOUR	21	66.00	66.00	66.00	66.00
REINSTATEMENT FEE - PER OCCURRENCE	22	75.00	75.00		

UNIVERSITY OF SOUTH CAROLINA FEE SCHEDULE 2017-18 TO 2018-19

Fee Description	Notes	FULL-TIME (1)		PART-TIME (1)	
		PRIOR YEAR 2017-18	CURRENT YEAR 2018-19	PRIOR YEAR 2017-18	CURRENT YEAR 2018-19
ALL USC CAMPUSES - CROSS CAMPUS FEES					
GRADUATE - RESIDENT – TUITION	11	6,627.00	6,825.00	552.25	568.75
GRADUATE - NONRESIDENT – TUITION	11	14,184.00	14,598.00	1,182.00	1,216.50
GRADUATE - NONRESIDENT ON-LINE – TUITION	12			552.25	568.75
ACTIVE DUTY MILITARY UNDERGRADUATE – TUITION	9	3,474.00	3,579.00	289.50	298.25
UNDERGRADUATE NONRESIDENT - TUITION – ARUBA		5,931.00	6,108.00	494.25	509.00
SC CERTIFIED TEACHER RATE - COLUMBIA ONLY (STUDENTS TAKING LESS THAN 12 HOURS)	23			496.50	511.75
NONRESIDENT - SC CERTIFIED TEACHER RATE - COLUMBIA ONLY (STUDENTS TAKING LESS THAN 12 HOURS)	23			590.75	608.25
SC CERTIFIED TEACHER RATE - CAMPUSES (STUDENTS TAKING LESS THAN 12 HOURS)	23			351.00	360.00
NONRESIDENT - SC CERTIFIED TEACHER RATE - CAMPUSES (STUDENTS TAKING LESS THAN 12 HOURS)	23			400.00	410.50
SCRI / SC READS / READING FIRST INITIATIVE				160.00	160.00
SUPERVISORY TEACHER RATE – CAMPUSES	24			5.00	5.00
SUPERVISORY TEACHER RATE - COLUMBIA ONLY	24			50.00	50.00
PROFESSIONAL DEVELOPMENT	25	RANGE - \$4,000-\$12,000			
EXAMINATION FEE - CHALLENGE EXAMINATIONS - PER CREDIT HOUR		25.00	25.00		
EXAMINATION FEE - CLEP - PER TEST		25.00	25.00		
EXAMINATION FEE - GRADUATE RECORD EXAMINATION - PER TEST		60.00	60.00		
EXAMINATION FEE - GRADUATE REVALIDATION EXAM - PER CREDIT HOUR		25.00	25.00		
EXAMINATION FEE - SCHOLASTIC APTITUDE TEST - PER TEST		40.00	40.00		
DIPLOMA REPLACEMENT		25.00	25.00		
OFFICIAL TRANSCRIPT		12.00	12.00		
PAYMENT PLAN FEE		75.00	75.00		
COURSE AUDIT FEE		SAME AS REGULAR COURSE CHARGE		SAME AS REGULAR COURSE CHARGE	
RETURNED CHECK OR CREDIT CARD - AS PERMITTED BY LAW		30.00	30.00	30.00	30.00
CREDIT CARD CONVENIENCE FEE - PER WEB TRANSACTION - ACCOUNTS RECEIVABLE TRANSACTIONS ONLY		2.5% OF TRANSACTION AMOUNT PENDING REVIEW OF CREDIT CARD ACCEPTANCE AGREEMENTS			
CAROLINA CARD - REFUND FEE - PER TRANSACTION		20.00	20.00	20.00	20.00
LATE PAYMENT FEE		\$100 PER MONTH BALANCE OVER \$500			
STOP PAYMENT FEE – REISSUANCE OF CHECK		30.00	30.00	30.00	30.00
USC – COLUMBIA ACADEMIC DEPARTMENT FEES (26, 27)					
ARTS AND SCIENCES					
LAB FEE - LANGUAGE COURSES WITH LAB COMPONENT - PER COURSE		130.00	130.00	INCLUDES ALL LEVEL COURSES WITH LABS	
LAB FEE - ART EDUCATION (101, 260, 520, 530, 535, 540, 541, 555, 560, 595) - PER COURSE		80.00	80.00		
LAB FEE - ART HISTORY (105, 106, 313, 315, 320, 321, 325, 326, 327, 330, 335, 337, 340, 341, 342, 345, 346, 350, 365, 366, 370, 390, 399, 498, 499, 501, 511, 514, 519, 520, 521, 522, 523, 524, 525, 526, 527, 529, 534, 535, 536, 537, 539, 540, 542, 543, 550, 557, 560, 561, 562, 566, 569, 590, 720, 725, 730, 735, 737, 769, 790) - PER COURSE		80.00	80.00		
LAB FEE - DANCE (102, 112, 160, 170, 171, 177, 178, 202, 203, 204, 212, 278, 302, 303, 307, 312, 360, 378, 385, 402, 403, 407, 412, 440, 460, 577) - PER COURSE. INCLUDES ALL "A" SECTIONS		150.00	150.00		
LAB FEE - MEDIA ARTS - PER COURSE		200.00	200.00	INCLUDES ALL LEVEL COURSES WITH LABS	
LAB FEE - STUDIO ARTS - PER COURSE		200.00	200.00	INCLUDES ALL LEVEL COURSES WITH LABS	
MSCI 460 FIELD AND LABORATORY INVESTIGATIONS IN MARINE SCIENCE		300.00	300.00		
LAB FEE - (MATH 141,142, 344L, 526, 544L; STAT 201; PHYSICS, ASTRONOMY, BIOLOGY, CHEMISTRY, ENVIRONMENT, GEOLOGY AND MARINE SCIENCE; PSYC 227, 228, 489, 498, 570, 571, 572, 574, 575, 598, 599, 709, 710, 762; ANTH 161, 221, 391, 561; GEOG 201 & 202)		210.00	210.00		
FIELD COURSE - GEOL 735: REGIONAL TECTONICS		75.00	75.00		
FIELD COURSE - GEOL 750: BASIN ANALYSIS SEMINAR		75.00	75.00		
HIGH SCHOOL SUMMER DRAMA CONSERVATORY – RESIDENCY OPTION	28	2,500.00	2,500.00		

**UNIVERSITY OF SOUTH CAROLINA FEE SCHEDULE
2017-18 TO 2018-19**

Fee Description	Notes	FULL-TIME (1)		PART-TIME (1)	
		PRIOR YEAR 2017-18	CURRENT YEAR 2018-19	PRIOR YEAR 2017-18	CURRENT YEAR 2018-19
BUSINESS - MOORE SCHOOL (29, 30)					
GRADUATE APPLICATION FEE	13, 31			50.00	50.00
CONFIRMATION FEE FOR MACC, MAEC, IMBA, 1 YR MBA, MIB AND MHR GRADUATE PROGRAMS	32			1,000.00	1,000.00
CONFIRMATION FEE FOR PROFESSIONAL MASTER OF BUSINESS ADMINISTRATION PROGRAM	32			250.00	250.00
EXECUTIVE INTERNATIONAL MASTER OF BUSINESS ADMINISTRATION - MEXICO		41,500.00	41,500.00		
EXECUTIVE INTERNATIONAL MASTER OF BUSINESS ADMINISTRATION - CHONNAM (KOREA)		39,000.00	39,000.00		
EXECUTIVE INTERNATIONAL MASTER OF BUSINESS ADMINISTRATION - NTNU (TAIWAN)		35,000.00	35,000.00		
EXECUTIVE INTERNATIONAL MASTER OF BUSINESS ADMINISTRATION - ESAN (PERU)		35,000.00	35,000.00		
GRADUATE SPECIAL STUDENT (PER CREDIT HOUR) - RESIDENT				705.00	705.00
GRADUATE SPECIAL STUDENT (PER CREDIT HOUR) - NONRESIDENT				1,096.50	1,096.50
INTERNATIONAL MASTER OF BUSINESS ADMINISTRATION - RESIDENT	30, 33	43,142.00	43,142.00	634.00	634.00
INTERNATIONAL MASTER OF BUSINESS ADMINISTRATION - NONRESIDENT	30, 33	71,580.00	71,580.00	1053.00	1053.00
MASTER OF BUSINESS ADMINISTRATION - ONE YEAR PROGRAM - RESIDENT	33	35,702.00	35,702.00	830.00	830.00
MASTER OF BUSINESS ADMINISTRATION - ONE YEAR PROGRAM - NONRESIDENT	33	40,790.00	40,790.00	949.00	949.00
MASTER OF BUSINESS ADMINISTRATION - ONE YEAR PROGRAM - MILITARY	33, 34	27,500.00	27,500.00	639.50	639.50
MASTER OF BUSINESS ADMINISTRATION - ONE YEAR PROGRAM - DEFENSE COMPTROLLERSHIP PROGRAM	33, 35	27,500.00	27,500.00	639.50	639.50
MASTER OF ACCOUNTANCY - RESIDENT	33	15,840.00	15,840.00	528.00	528.00
MASTER OF ACCOUNTANCY - NONRESIDENT	33	30,930.00	30,930.00	1,031.00	1,031.00
MASTER OF ARTS IN ECONOMICS - RESIDENT	33	15,851.00	15,851.00	528.00	528.00
MASTER OF ARTS IN ECONOMICS - NONRESIDENT	33	30,937.00	30,937.00	1,031.00	1,031.00
MASTER OF HUMAN RESOURCES - RESIDENT	33	23,776.00	23,776.00	528.00	528.00
MASTER OF HUMAN RESOURCES - NONRESIDENT	33	46,405.00	46,405.00	1,031.00	1,031.00
EXECUTIVE MASTER OF HUMAN RESOURCES - PROGRAM FEE		45,900.00	45,900.00	1,020.00	1,020.00
PROFESSIONAL MASTER OF BUSINESS ADMINISTRATION PROGRAM FEE - RESIDENT	33	35,568.00	35,568.00	741.00	741.00
PROFESSIONAL MASTER OF BUSINESS ADMINISTRATION - NONRESIDENT	33	35,568.00	35,568.00	741.00	741.00
PROFESSIONAL MASTER OF BUSINESS ADMINISTRATION - BANKING PROGRAM - PER CREDIT HOUR	33			753.00	753.00
MASTER OF INTERNATIONAL BUSINESS PROGRAM FEE - RESIDENT	33	15,300.00	15,300.00	510.00	510.00
MASTER OF INTERNATIONAL BUSINESS PROGRAM FEE - NONRESIDENT	33	18,360.00	18,360.00	612.00	612.00
MASTER OF INTERNATIONAL BUSINESS PROGRAM FEE - DOUBLE DEGREE PROGRAM - RESIDENT	33	30,600.00	30,600.00	850.00	850.00
MASTER OF INTERNATIONAL BUSINESS PROGRAM FEE - DOUBLE DEGREE PROGRAM - NONRESIDENT	33	36,720.00	36,720.00	1,020.00	1,020.00
CONFIRMATION FEE FOR ALL PHD PROGRAMS	36	250.00	250.00	250.00	250.00
SUPPLEMENTAL LANGUAGE FEE - 3 YEAR TRACK IMBA PROGRAM		4,000.00		4,000.00	
GRADUATE CERTIFICATES PROGRAM - PER CREDIT HOUR				705.00	705.00
GRADUATE CERTIFICATES EXECUTIVE PROGRAM - PER CREDIT HOUR				790.00	790.00
MOORE SCHOOL OF BUSINESS UNDERGRADUATE ENRICHMENT FEE	37	678.00	696.00	56.50	58.00
PMBA - CHARLOTTE LOCATION - ID BADGE REPLACEMENT			15.00		

UNIVERSITY OF SOUTH CAROLINA FEE SCHEDULE 2017-18 TO 2018-19

Fee Description	Notes	FULL-TIME (1)		PART-TIME (1)	
		PRIOR YEAR 2017-18	CURRENT YEAR 2018-19	PRIOR YEAR 2017-18	CURRENT YEAR 2018-19
EDUCATION					
SC CERTIFIED TEACHER RATE - COLUMBIA ONLY (STUDENTS TAKING LESS THAN 12 HOURS)	23			496.50	510.25
NONRESIDENT - SC CERTIFIED TEACHER RATE - COLUMBIA ONLY (STUDENTS TAKING LESS THAN 12 HOURS)	23			590.75	608.25
SUPERVISORY TEACHER RATE - COLUMBIA ONLY	24			50.00	50.00
UNDERGRADUATE PROGRAM FEE – (FALL AND SPRING ONLY)			264.00		22.00
PROGRAM FEE – GRADUATE – (FALL AND SPRING ONLY)			528.00		44.00
UNDERGRADUATE CHILDHOOD/ELEMENTARY/MIDDLE LEVEL CLINICAL FEE - EDEC 340P, EDEL 305, EDML 598; FEE IS PER COURSE	38	200.00			
UNDERGRADUATE AND GRADUATE CLINICAL FEE - ONE TIME FEE APPLICABLE TO SCHOOL CODES 420, 425, 465, 350, 355 FOR PEDU 479, TSTM 472, EDTE 590A, EDEL 490, EDEC 492, EDML 599, PEDU 778A, ITEC 777B, EDEX 796 EDEX 796B, EDEX 796I, EDEX 796L, EDEX 796S, EDEL 790A, EDSE 775B, EDSE 776B, EDSE 778B, EDSE 781B, EDCE 805E, EDCE 805S, EDCE 805F, EDCE 822		200.00			
CERTIFICATION ASSESSMENT	39	75.00			
MATERIALS - PEDU COURSES 100, 101, 103, 104, 105, 106, 107, 109, 111, 112, 117, 118, 119, 120, 121, 122, 123, 125, 126, 128, 129, 131, 132, 133, 134, 135, 136, 137, 138, 139, 152, 160, 168, 169, 170, 171, 173, 174, 175, 176, 177, 178, 179, 180, 182, 186, 188, 194, 195, 196, 575 - PER COURSE	40	10.00	10.00		
MATERIALS - PEDU 292, 293, 392, 393, 492, 494, 738, 739		250.00	250.00		
MATERIALS - PEDU 267		150.00	150.00		
MATERIALS - PEDU 266L, PEDU 275		75.00	75.00		
MATERIALS - PEDU 798		200.00	200.00		
MATERIALS – PEDU 102, 108, 116, 127, 140, 141, 144, 145, 147, 148, 149, 151, 189 (ALL SECTIONS) - PER COURSE	40	20.00	20.00		
MATERIALS - PEDU 153 - PER COURSE	40	40.00	40.00		
MATERIALS - PEDU COURSES 114, 124, 130, 161, 172, 183, 185, 187 - PER COURSE	40	60.00	60.00		
MATERIALS/INSURANCE - PEDU 113, PEDU 300, 310, 733, 740	40	100.00	100.00		
MATERIALS - PEDU 142 - LIFEGUARD TRAINING	40	65.00	65.00		
MATERIALS - PEDU 146 - OPEN WATER SCUBA	40	225.00	225.00		
MATERIALS - PEDU 154 - ADV WATER OPEN WATER SCUBA	40	140.00	140.00		
MATERIALS - PEDU 181 – EQUESTRIAN	40	300.00	300.00		
MATERIALS - PEDU 184 SNOW SKIING (ALL SECTIONS)	40	185.00	185.00		
MATERIALS - PEDU 155, 348L, 349L, 350L, 365, 366L, 466, 493, 496	40	30.00	30.00		
MATERIALS – PEDU 102, 420, 520, 570	40	20.00	20.00		
MATERIALS - PEDU 143, 340, 341, 440	40	50.00	50.00		
MATERIALS - PEDU 150 – SAILING	40	440.00	440.00		
MATERIALS - PEDU 555 - ICE SKATING	40	80.00	80.00		
EDLP 805 - OFF SITE EXPERIENCES		75.00			
COUNSELING LAB FEE - EDCE 600 ALL SECTIONS AND EDCE 721 ALL SECTIONS		50.00		50.00	
MATERIALS - EDCE 706 ALL SECTIONS		10.00		10.00	
CAROLINA LIFE PROGRAM FEE	41	1,836.00	1,836.00	1,836.00	1,836.00
CAROLINA LIFE - LIFE SKILLS COURSE UNIT CHARGE	41			511.25	526.00
CAROLINA LIFE HOUSING - SEMESTER	42	4,310.00	4,480.00		
CAROLINA LIFE APPLICATION FEE		25.00	25.00		
CAROLINA LIFE ROOM CONFIRMATION DEPOSIT	42	1,000.00	1,000.00		
ENGINEERING AND COMPUTING					
APOGEE - PER CREDIT HOUR - ABOVE REGULAR TUITION				220.00	220.00
ENGINEERING & COMPUTING PROGRAM FEE – PER SEMESTER		1,209.00	1,500.00	100.75	125.00
MHIT PROGRAM FEE		900.00	900.00	75.00	75.00
LAB FEE - ENGR & COMPUTING (CSCE 101, 102)		148.00	148.00		
EXECUTIVE MASTER OF ENGINEERING MANAGEMENT - ONLINE PROGRAM - PER CREDIT HOUR	43			412.00	412.00
MASTER OF SCIENCE IN TECHNOLOGY INNOVATION AND ENTREPRENEURIAL ENGINEERING – PER CREDIT HOUR					75.00
SYSTEMS DESIGN - ONLINE PROGRAM - PER CREDIT HOUR	43			292.00	292.00

**UNIVERSITY OF SOUTH CAROLINA FEE SCHEDULE
2017-18 TO 2018-19**

Fee Description	Notes	FULL-TIME (1)		PART-TIME (1)	
		PRIOR YEAR 2017-18	CURRENT YEAR 2018-19	PRIOR YEAR 2017-18	CURRENT YEAR 2018-19
ENGLISH PROGRAMS FOR INTERNATIONALS – EPI (44)					
TUITION – PER EPI TERM – FULL TIME				2,000.00	2,000.00
TUITION - TWO CLASSES				1,360.00	1,360.00
TUITION - ONE CLASS				700.00	700.00
TUITION - BY WEEK - 3 CLASSES				425.00	425.00
TUITION - BY WEEK - 2 CLASSES				290.00	290.00
TUITION - BY WEEK - 1 CLASS				190.00	190.00
J1/SPONSORED INT'L STUDENT FEE FOR ADD'L SUPPORT SVCS				125.00	125.00
NON-PROFIT HIGHER EDUCATION INSTITUTION PARTNER – FULL TIME RATE PER EPI TERM				1,800.00	1,800.00
FORMER SC HIGH SCHOOL GRAD OR ATT CERT RECIPIENT – FULL-TIME TUITION PER EPI TERM (SC PERM. RESIDENTS WHO COMPLETED HS IN SC BUT REQUIRE ESL STUDY)				1,800.00	1,800.00
MINIMUM PRE REGISTRATION TUITION PAYMENT				500.00	500.00
LATE REGISTRATION FEE				100.00	100.00
LATE TESTING FEE - 1 TEST				45.00	45.00
LATE TESTING FEE - 2 TESTS				75.00	75.00
REFUND – TUITION				PER POLICY	
REFUND – HOUSING				PER POLICY	
REFUND - PROCESSING FEE				25.00	25.00
GAP – INSURANCE	19			404.00	410.00
GAP - HEALTH CENTER				119.00	127.00
READMIT – OTHER TESTING/TECHNOLOGY				125.00	125.00
READMIT – CAMPUS FEE PER EPI TERM FOR NON-REGISTERED STUDENTS				218.00	413.00
GAP TUITION PREPAYMENT				500.00	500.00
DMV TRANSLATION - NON EPI				35.00	35.00
EXTRA EXPRESS MAILING FEE INTERNATIONAL				50.00	50.00
EXTRA EXPRESS MAILING FEE DOMESTIC				20.00	20.00
IMMIGRATION ASSISTANCE/ADMINISTRATION				200.00	200.00
TRANSCRIPTS				10.00	10.00
TESTING - EPI TEST BATTERY				75.00	75.00
TESTING – TOEFL				60.00	60.00
CLASSES - GRE TEST PREP CLASS VIA USC				710.00	710.00
CLASSES - TOEFL				530.00	530.00
RETURNED CHECK OR CREDIT CARD - AS PERMITTED BY LAW				30.00	30.00
TERM BOOKS				190.00	190.00
RUSH FEE				30.00	30.00
MAJOR MEDICAL INSURANCE	19			404.00	410.00
CAMPUS FEES				500.00	500.00
INDIVIDUAL/NON-SPONSORED STUDENT APPLICATION FEE				125.00	125.00
GRADUATE SCHOOL (23, 24)					
APPLICATION FEE – GRADUATE	13	50.00	50.00		
APPLICATION FEE - READMIT – GRADUATE	13	15.00	15.00		
GRADUATE STUDENT STATUS CHANGE FEE		15.00	15.00		
BENCH FEES FOR FOREIGN-SPONSORED PhD STUDENTS IN STEM FIELDS – PER SEMESTER		3,750.00	3,750.00		
GRADUATE ASSISTANTS - LESS THAN 12 HOURS - REQUIRED STUDENT HEALTH CENTER FEE - PER SEMESTER				184.00	190.00
GRADUATE STUDENTS - (9 TO 11 HOURS) - REQUIRED STUDENT HEALTH CENTER FEE - PER SEMESTER				184.00	190.00
GRADUATE STUDENTS - (6 TO 8 HOURS) - REQUIRED STUDENT HEALTH CENTER FEE - PER SEMESTER				123.00	127.00
HEALTH INSURANCE - (STUDENTS WITHOUT COVERAGE) - CONTRACT W/THIRD PARTY	19	2,020.00	2,047.00		
HEALTH PROFESSIONS - PUBLIC HEALTH, NURSING, SOCIAL WORK, PHYSICIAN ASSISTANT, NURSE ANESTHESIA (45)					
UNDERGRADUATE - RESIDENT - PROGRAM FEE		700.00	700.00	85.00	85.00
UNDERGRADUATE - NONRESIDENT - PROGRAM FEE		1,300.00	1,300.00	150.00	150.00
UNDERGRADUATE - NONRESIDENT SCHOLARSHIP - PROGRAM FEE		700.00	700.00	85.00	85.00
GRADUATE - RESIDENT - PROGRAM FEE		800.00	800.00	80.00	80.00
GRADUATE - NONRESIDENT - PROGRAM FEE		1,100.00	1,100.00	110.00	110.00

**UNIVERSITY OF SOUTH CAROLINA FEE SCHEDULE
2017-18 TO 2018-19**

Fee Description	Notes	FULL-TIME (1)		PART-TIME (1)	
		PRIOR YEAR 2017-18	CURRENT YEAR 2018-19	PRIOR YEAR 2017-18	CURRENT YEAR 2018-19
HONORS COLLEGE					
PROGRAM FEE - HONORS COLLEGE - ALL STUDENTS		575.00	575.00		
HOSPITALITY, RETAIL, AND SPORT MANAGEMENT					
UNDERGRADUATE - PROGRAM FEE (FULL TIME & PART TIME)		264.00	360.00	22.00	30.00
GRADUATE - PROGRAM FEE		900.00	900.00	75.00	75.00
LAW SCHOOL (30, 46)					
LAW - RESIDENT – TUITION		12,729.00	13,104.00	1,060.75	1,092.00
LAW - NONRESIDENT – TUITION		24,825.00	25,551.00	2,068.75	2,129.25
LAW - NONRESIDENT SCHOLAR – TUITION		14,076.00	14,490.00	1,173.00	1,207.50
LAW - RESIDENT - 17 HOURS AND ABOVE	10	86.00	86.00		
LAW - NONRESIDENT - 17 HOURS AND ABOVE	10	182.00	182.00		
LONDON MAYMESTER (COURSE FEE) (RESIDENT AND NONRESIDENT) TUITION ONLY – TECH FEE SEPARATELY ASSESSED		4,243.00	4,368.00		
LAW – NONRESIDENT COASTAL LAW SUMMER PROGRAM - TUITION		8,274.00	8,517.00		1,419.50
LAW – PROGRAM FEE – FIRST YEAR LAW STUDENT		1,500.00	1,500.00		
LAW – PROGRAM FEE – SECOND YEAR LAW STUDENT		1,000.00	1,500.00		
LAW – PROGRAM FEE – THIRD YEAR LAW STUDENT		500.00	1,500.00		
APPLICATION FEE	13, 47	60.00	60.00		
SEAT CONFIRMATION FEE		500.00	500.00		
KICK START PROGRAM - ONE TIME FEE		125.00	125.00		
LAW LIBRARY - PHOTO COPY FEE - CHARGE PER PAGE		0.20	0.20		
LAW LIBRARY - LOST BOOK FEE (\$25 PROCESSING FEE PLUS THE REPLACEMENT COST OF THE BOOK IF GREATER THAN \$50)		75.00	75.00		
LAW LIBRARY - DOCUMENT DELIVERY FEE - \$5.00 CHARGE FOR HANDLING PLUS .50 PER PAGE COPIED OR \$1.00 PER PAGE FAXED		5.00	5.00		
LOST CARREL KEY FEE		25.00	25.00		
LOST OFFICE KEY FEE		75.00	75.00		
LAW LIBRARY - STUDENT PRINTING FEE OF .10 PER PAGE ABOVE 1,000 PAGE PER STUDENT ALLOTMENT		0.10	0.10		
INFORMATION AND COMMUNICATIONS					
SJMC UNDERGRADUATE PROGRAM FEE		264.00		22.00	
SJMC GRADUATE PROGRAM FEE (PER CREDIT HOUR)				30.00	
UNDERGRADUATE PROGRAM FEE			360.00		30.00
GRADUATE PROGRAM FEE			528.00		44.00
ENHANCEMENT FEE - LIBRARY AND INFORMATION SCIENCE - ONE TIME CHARGE	48	800.00			
MASTERS IN LIS - COHORT PROGRAMS IN OTHER STATES	49			672.25	688.75
ADDITIONAL COURSE FEE - LIBRARY AND INFORMATION STUDIES - SLIS (201, 202, 220, 301, 310, 315, 325, 402, 410, 420, 429, 430, 435, 440, 480, 501, 523, 525, 527, 530, 600) ALL CAMPUS SECTIONS INCLUDING "J" COURSES		50.00			
GREENVILLE - MEDICINE (50, 51)					
MEDICINE - RESIDENT – TUITION		20,430.00	21,042.00	1,702.50	1,753.50
MEDICINE - NONRESIDENT SCHOLAR – TUITION		25,620.00	26,388.00	2,135.00	2,199.00
MEDICINE - NONRESIDENT – TUITION		43,575.00	43,575.00	3,631.25	3,631.25
TECHNOLOGY AND INFRASTRUCTURE FEE	52	300.00	300.00		
GROSS ANATOMY FEE - PER COURSE		1,000.00	1,000.00		
VISITING MEDICAL STUDENT FEE		175.00	175.00		
SUPPLEMENTARY APPLICATION FEE		95.00	95.00		
ADMISSION DEPOSIT		250.00	250.00		

**UNIVERSITY OF SOUTH CAROLINA FEE SCHEDULE
2017-18 TO 2018-19**

Fee Description	Notes	FULL-TIME (1)		PART-TIME (1)	
		PRIOR YEAR 2017-18	CURRENT YEAR 2018-19	PRIOR YEAR 2017-18	CURRENT YEAR 2018-19
COLUMBIA – MEDICINE (50, 51)					
MEDICINE - RESIDENT – TUITION		20,430.00	21,042.00	1,702.50	1,753.50
MEDICINE - NONRESIDENT SCHOLAR - TUITION		25,620.00	26,388.00	2,135.00	2,199.00
MEDICINE - NONRESIDENT – TUITION		43,575.00	43,575.00	3,631.25	3,631.25
TECHNOLOGY AND INFRASTRUCTURE FEE	52	300.00	300.00		
GROSS ANATOMY FEE - PER COURSE		1,000.00	1,000.00		
VISITING MEDICAL STUDENT FEE		175.00	175.00		
SUPPLEMENTARY APPLICATION FEE		95.00	95.00		
ADMISSION DEPOSIT		250.00	250.00		
GRADUATE CERTIFICATE IN BIO STUDIES - RESIDENT PROGRAM FEE	53	18,000.00	18,000.00	1,500.00	1,500.00
GRADUATE CERTIFICATE IN BIO STUDIES - NONRESIDENT PROGRAM FEE	53	23,940.00	23,940.00	1,995.00	1,995.00
GRADUATE CERTIFICATE IN BIO STUDIES - SEAT CONFIRMATION FEE - NON-REFUNDABLE – RESIDENT		900.00	900.00		
GRADUATE CERTIFICATE IN BIO STUDIES - SEAT CONFIRMATION FEE - NON-REFUNDABLE – NONRESIDENT		1,197.00	1,197.00		
PHYSICIAN ASSISTANT - RESIDENT TUITION	45, 54	7,500.00	7,500.00	625.00	625.00
PHYSICIAN ASSISTANT - NONRESIDENT TUITION	45, 54	12,885.00	12,885.00	1,073.75	1,073.75
PHYSICIAN ASSISTANT - NONRESIDENT SCHOLAR TUITION	45, 54	9,375.00	9,375.00	781.25	781.25
NURSE ANESTHESIA - RESIDENT TUITION	45, 54	7,500.00	7,500.00	625.00	625.00
NURSE ANESTHESIA - NONRESIDENT TUITION	45, 54	12,885.00	12,885.00	1,073.75	1,073.75
NURSE ANESTHESIA - NONRESIDENT SCHOLAR TUITION	45, 54	9,375.00	9,375.00	781.25	781.25
PHYSICIAN ASSISTANT ENRICHMENT ACTIVITY FEE		685.00	685.00		
NURSE ANESTHESIA ENRICHMENT ACTIVITY FEE		610.00	610.00		
INSTRUMENT RESOURCE FACILITY LAB SUPPORT FEE (ALL SECTIONS MCBA 740, 741, 742 AND 743)		250.00	250.00		
MUSIC (48)					
ENRICHMENT FEE – MUSIC		275.00	285.00	1/2 HOUR LESSON	
ENRICHMENT FEE – MUSIC		550.00	570.00	HOUR LESSON	
RECITAL FEE		50.00	50.00		
ACCOMPANIST FEE		150.00	150.00		
NURSING (45, 48, 55)					
ENRICHMENT FEE - NURSING - PhD PROGRAM - ONE TIME CHARGE		1,500.00	1,500.00		
GRADUATE SEAT DEPOSIT (EXCLUDING PhD)			500.00		
RN to BSN ONLINE NURSING PROGRAM TUITION				395.75	407.25
PRE-NURSING ENRICHMENT FEE FOR ALL NURSING STUDENTS IN YEAR 1 AND 2 OF NURSING PROGRAM	56	408.00	408.00	34.00	34.00
MASTER OF SCIENCE IN NURSING (MSN) / DOCTOR OF NURSING PRACTICE (DNP) & CERTIFICATE PROGRAM – RESIDENT		9,003.00	9,141.00	750.25	761.75
MASTER OF SCIENCE IN NURSING (MSN) / DOCTOR OF NURSING PRACTICE (DNP) & CERTIFICATE PROGRAM - NONRESIDENT		16,560.00	16,845.00	1,380.00	1,403.75
MASTER OF SCIENCE IN NURSING (MSN) / DOCTOR OF NURSING PRACTICE (DNP) & CERTIFICATE PROGRAM - NONRESIDENT SCHOLARSHIP RATE		10,203.00	10,341.00	850.25	861.75
TOTAL ASSESSMENT PROGRAM (TAP) TESTING FEE - PER COURSE - ATTACHED TO NURS 312, 324, 411, 412, 422, 424, 425, 428, 431, AND NURS 435		150.00	150.00		
COLLEGE OF NURSING LAB FEE - PER COURSE - NURS (312, 412, 422, 435, 704, 705, 706, 710, 722, 731, 732, 770A, 776, 786, 787, 793, 796, 798, 806, 807, 820, 840A)		1,000.00	1,000.00		
COLLEGE OF NURSING LAB FEE – PER CREDIT HOUR – NURS 769A, 770 AND 897			335.00		
MALPRACTICE INSURANCE - UNDERGRADUATE - PER COURSE - NURS (312, 399, 411, 412, 422, 424, 425, 435, 534, AND ALL J SECTIONS)		20.00	20.00		
MALPRACTICE INSURANCE - GRADUATE - PER COURSE - NURS (704, 705, 706, 710, 719, 722, 727, 728, 731, 732, 735, 741, 742, 769A, 770, 770A, 776, 786, 787, 793, 796, 798, 806, 807, 820, 840A, 897)		50.00	50.00		

UNIVERSITY OF SOUTH CAROLINA FEE SCHEDULE 2017-18 TO 2018-19

Fee Description	Notes	FULL-TIME (1)		PART-TIME (1)	
		PRIOR YEAR 2017-18	CURRENT YEAR 2018-19	PRIOR YEAR 2017-18	CURRENT YEAR 2018-19
PHARMACY - SOUTH CAROLINA COLLEGE OF PHARMACY (29, 57, 58, 59)					
APPLICATION - PROFESSIONAL PROGRAMS		95.00	95.00		
PROFESSIONAL - FULL TIME - RESIDENT - PROGRAM FEE - YEARS ONE, TWO AND THREE - EACH YEAR		26,356.00	27,678.00	956.00	1,004.25
PROFESSIONAL - FULL TIME - NONRESIDENT - PROGRAM FEE - YEARS ONE, TWO AND THREE - EACH YEAR		39,307.00	41,269.00	1,423.00	1,494.25
PROFESSIONAL - FULL TIME - NONRESIDENT - SCHOLARSHIP - PROGRAM FEE - YEARS ONE, TWO AND THREE - EACH YEAR		33,356.00	35,043.00	1,214.25	1,275.25
PROFESSIONAL - FULL TIME - RESIDENT - PROGRAM FEE - YEAR FOUR		23,118.00	24,262.00	963.25	1,011.00
PROFESSIONAL - FULL TIME - NONRESIDENT - PROGRAM FEE - YEAR FOUR		34,428.00	36,144.00	1,434.50	1,506.00
PROFESSIONAL - FULL TIME - NONRESIDENT - SCHOLARSHIP - PROGRAM FEE - YEAR FOUR		29,358.00	30,828.00	1,223.25	1,284.50
GAMECOCK PHARMACY ASSURANCE PROG. - PER SEMESTER			250.00		
ADVISEMENT FEE - PRE-PHARMACY STUDENTS - PER SEMESTER - FALL AND SPRING ONLY		100.00	100.00		
SEAT CONFIRMATION FEE (NON-REFUNDABLE)		485.00	485.00		
PUBLIC HEALTH - ARNOLD SCHOOL (29, 45, 48, 60)					
DOCTOR OF PHYSICAL THERAPY - RESIDENT - TUITION (Currently Enrolled Student as of Summer 2016)	61	6,627.00	6,825.00	552.25	568.75
DOCTOR OF PHYSICAL THERAPY - NONRESIDENT - TUITION (Currently Enrolled Student as of Summer 2016)	61	10,602.00	10,920.00	883.50	909.75
DOCTOR OF PHYSICAL THERAPY - NONRESIDENT -SCHOLARSHIP - TUITION (Currently Enrolled Student as of Summer 2016)	61	8,616.00	8,873.00	718.00	739.50
DOCTOR OF PHYSICAL THERAPY - RESIDENT - TUITION (New Students as of Fall 2016 and after)	62	7,326.00	7,497.00	610.00	624.75
DOCTOR OF PHYSICAL THERAPY - NONRESIDENT - TUITION (New Students as of Fall 2016 and after)	62	11,721.00	12,000.00	976.75	1000.00
DOCTOR OF PHYSICAL THERAPY - NONRESIDENT -SCHOLARSHIP - TUITION (New Students as of Fall 2016 and after)	62	9,522.00	9,750.00	793.50	812.50
DOCTOR OF PHYSICAL THERAPY - PROGRAM FEE - ASSESSED PER SEMESTER FOR FULL-TIME. ASSESSED PER CREDIT HOUR FOR PART TIME STUDENTS		450.00	450.00	37.50	37.50
DOCTOR OF PHYSICAL THERAPY - SEAT CONFIRMATION FEE		750.00	750.00	750.00	750.00
HEALTH SERVICES POLICY AND MANAGEMENT DOCTORAL AND MHA - RESIDENT ENRICHMENT FEE		1,000.00	1,000.00		
HEALTH SERVICES POLICY AND MANAGEMENT DOCTORAL AND MHA - NONRESIDENT ENRICHMENT FEE		1,000.00	1,000.00		
HEALTH SERVICES POLICY AND MANAGEMENT MPH - RESIDENT - ENRICHMENT FEE		1,000.00	1,000.00		
HEALTH SERVICES POLICY AND MANAGEMENT MPH - NONRESIDENT - ENRICHMENT FEE		1,000.00	1,000.00		
COMM SCI & DISORDER - MASTER'S STUDENTS ONLY - RESIDENT AND NONRESIDENT ENRICHMENT FEE - ONE TIME CHARGE		1,400.00	1,400.00		
SEAT CONFIRMATION FEE FOR COMMUNICATION SCIENCES AND DISORDERS - ONE TIME FEE	63	1,000.00	1,000.00	1,000.00	1,000.00
HEALTH PROMOTION EDUCATION AND BEHAVIORAL COURSE FEE FOR HPEB 335		68.00	78.00	68.00	78.00
DOCTOR PHYSICAL THERAPY PROGRAM SUPPLEMENTAL APPLICATION FEE - ONE TIME FEE		40.00	40.00	40.00	40.00
MHA PROFESSIONAL FORMAT - MATRICULATION FEE				4,044.00	4,044.00
MHA PROFESSIONAL FORMAT - RESIDENT TUITION - PER CREDIT HOUR				552.25	567.00
MHA PROFESSIONAL FORMAT - NONRESIDENT TUITION - PER CREDIT HOUR				577.25	592.00
MATERIALS - ATEP 734 ALL SECTIONS		100.00	100.00	100.00	100.00
ATHLETIC TRAINING ENRICHMENT FEE		1,000.00	1,000.00	1,000.00	1,000.00
MATERIALS - ATEP 348L, 349L, 350L, 365, 366L, 466 PER COURSE		30.00	30.00		
MATERIALS - ATEP 266L PER COURSE		75.00	75.00		
MATERIALS - ATEP 300, 310, 740, 733, 734 PER COURSE		100.00	100.00		
MATERIALS - ATEP 267 PER COURSE		150.00	150.00		
MATERIALS - ATEP 798 PER COURSE		200.00	200.00		
MATERIALS - ATEP 293, 393, 738, 739, 292, 392, 492, 494 PER COURSE		250.00	250.00		
SOCIAL WORK (29, 40)					
SOCIAL WORK UNDERGRADUATE ENRICHMENT FEE - PER SEMESTER		240.00	240.00	20.00	20.00
SOCIAL WORK GRADUATE ENRICHMENT FEE - ONE-TIME		970.00	970.00		
SEAT CONFIRMATION FEE - GRADUATE		120.00	120.00		
KOREAN MSW PROGRAM - SOCIAL WORK - FOR 2 1/2 YEAR PERIOD - 60 CREDIT HOUR PROGRAM	64	33,135.00	34,125.00	552.25	568.75
UNDERGRADUATE STUDIES					
UNDERGRADUATE STUDIES ENRICHMENT FEE		250.00	250.00		

UNIVERSITY OF SOUTH CAROLINA FEE SCHEDULE 2017-18 TO 2018-19

Fee Description	Notes	FULL-TIME (1)		PART-TIME (1)	
		PRIOR YEAR 2017-18	CURRENT YEAR 2018-19	PRIOR YEAR 2017-18	CURRENT YEAR 2018-19
USC COLUMBIA OTHER FEES					
GREEK LIFE					
GREEK VILLAGE RESIDENT ACTIVITY FEE – PER SEMESTER		50.00	50.00		
FRATERNITY AND SORORITY LIFE ACTIVITY FEE – PER SEMESTER		50.00	50.00		
GREEK VILLAGE STUDENT FEE – PER SEMESTER		250.00	375.00		
HOUSING (65)					
APARTMENTS				ASSIGNABLE SPACES	
West Quadrangle	66	4,310.00	4,480.00	499	
East Quadrangle		4,310.00	4,480.00	393	
South Quadrangle		4,310.00	4,480.00	400	
Horseshoe (Including Thornwell and Woodrow)		4,310.00	4,480.00	162	
Horseshoe - Renovated Buildings		4,535.00	4,715.00	190	
820 Henderson		3,840.00			
Preston (Apartments)	66	3,510.00	3,650.00	36	
Bates West		3,380.00	3,515.00	387	
Cliff (Apartments)		3,380.00	3,515.00	167	
Horseshoe – SUMMER Daily		39.00	39.00		
Park Place Apartments – per month – 10-12 month lease is required		921.00			
Park Place Apartments – studio and 1 Bedroom			5,750.00	47	
Park Place Apartments – 2 Bedroom Suites			5,300.00	140	
Park Place Apartments – 3, 4, & 5 Bedroom Suites			4,980.00	443	
Aspyre (not available)		5,010.00			
SUITES					
Maxcy	66	3,140.00	3,265.00	160	
Preston	66	3,140.00	3,265.00	193	
Sims, McClintock, Wade Hampton – Women's Quadrangle		3,640.00	3,785.00	618	
Capstone		3,140.00	3,265.00	579	
Columbia Hall		3,140.00	3,265.00	488	
Honors Hall - Singles		4,310.00	4,480.00	175	
Honors Hall - Doubles		3,640.00	3,785.00	362	
Patterson Hall		3,640.00	3,785.00	544	
East – Quadrangle		4,310.00	4,310.00	50	
TRADITIONAL					
Bates House		2,665.00	2,775.00	531	
South Tower		2,705.00	2,815.00	391	
McBryde		2,665.00	2,775.00	250	
HOUSES – Monthly					
11 Gibbes Court – 2 Bedroom		1,080.00	1,080.00	1	
13 Gibbes Court – 2 Bedroom		1,080.00	1,080.00	1	
1719 A Greene St. 2 Bedroom + Study		1,025.00	1,025.00	1	
1719 B Greene St. 2 Bedroom		1,015.00	1,015.00	1	
1725 Greene Street		1,025.00	1,025.00	1	
820 Henderson		1,015.00	1,015.00		
Application Fee		50.00	50.00		
Educational/RHA Fee		50.00	50.00		
Enrichment Fee - Green/West Quad, Maxcy, Preston, Galen, and Rhodos	66	150.00	150.00		
UNIVERSITY LIBRARIES (67)					
DISTRIBUTED LEARNING					
TEST PROCTORING SERVICES FOR NON-USC STUDENTS ONLY		45.00	45.00		
ONLINE TEST PROCTORING – 3 RD PARTY SERVICES			14.00		
CONTINUING EDUCATION (68)					
POST OFFICE (69)					
POST OFFICE BOX FEE - ON CAMPUS RESIDENT STUDENTS		25.00	30.00		
COMMUTER POST OFFICE BOX FEE - OFF CAMPUS STUDENTS		35.00	35.00		
POST OFFICE BOX FEE – SUMMER		25.00	25.00		
PASSPORT PHOTO		15.00	10.00		

UNIVERSITY OF SOUTH CAROLINA FEE SCHEDULE 2017-18 TO 2018-19

Fee Description	Notes	FULL-TIME (1)		PART-TIME (1)	
		PRIOR YEAR 2017-18	CURRENT YEAR 2018-19	PRIOR YEAR 2017-18	CURRENT YEAR 2018-19
MEAL PLANS					
MANDATORY PLANS FOR FRESHMEN, BATES HOUSE, PRESTON RESIDENCE HALLS, GAMECOCK GATEWAY STUDENTS (70)					
10 MEAL PLAN – CAROLINA 10 GOLD (GAMECOCK GATEWAY ONLY)			1,653.00		
14 MEAL PLAN – GARNET 14 W \$25 MEAL PLAN \$\$			1,687.00		
10 BATES MEAL PLAN W/\$190 FLEX DOLLARS		1,597.00			
4 PRESTON MEAL PLAN (UPPERCLASSMEN)		750.00	776.00		
OPTIONAL MEAL PLANS FOR UPPERCLASSMEN AND OFF-CAMPUS STUDENTS					
21 MEAL PLAN - \$25 MEAL PLAN \$\$	71	1,864.00	1,929.00		
21 MEAL PLAN - \$190 MEAL PLAN \$\$	71	2,022.00	2,093.00		
21 MEAL PLAN - \$325 MEAL PLAN \$\$	71	2,119.00	2,193.00		
16 MEAL PLAN - \$25 MEAL PLAN \$\$	71	1,768.00	1,830.00		
16 MEAL PLAN - \$190 MEAL PLAN \$\$	71	1,926.00	1,993.00		
16 MEAL PLAN - \$325 MEAL PLAN \$\$	71	2,033.00	2,104.00		
14 MEAL PLAN - \$25 MEAL PLAN \$\$	71	1,630.00	1,687.00		
14 MEAL PLAN - \$190 MEAL PLAN \$\$	71	1,783.00	1,845.00		
14 MEAL PLAN - \$325 MEAL PLAN \$\$	71	1,900.00	1,967.00		
10 MEAL PLAN		1,408.00			
10 MEAL PLAN - \$190 MEAL PLAN \$\$		1,597.00	1,653.00		
10 MEAL PLAN - \$325 MEAL PLAN \$\$		1,717.00			
5 MEAL PLAN – SPUR		810.00	838.00		
PLATINUM DECLINING BALANCE		1,605.00	1,661.00		
GOLD DECLINING BALANCE		1,324.00	1,370.00		
SILVER DECLINING BALANCE		841.00	870.00		
GREEK MEAL PLAN (FOR MEMBERS OF GREEK ORG. TO PURCHASE AN ADD'L PLAN)		350.00	360.00		
GREEK DECLINING BALANCE (FOR MEMBERS OF GREEK ORG. TO PURCHASE AN ADD'L PLAN)			360.00		
ATHLETICS 21 MEAL PLAN (FOR STUDENT-ATHLETES ONLY)	107		2,193.00		
ORIENTATION					
STUDENT ORIENTATION - ADDITIONAL PER NIGHT ROOM CHARGE		30.00	30.00		
FRESHMEN - STUDENT ORIENTATION (2 DAY)		220.00	220.00		
FRESHMEN - PARENT ORIENTATION (2 DAY)		115.00	115.00		
TRANSFER STUDENT ORIENTATION - (1 DAY)		115.00	115.00		
TRANSFER PARENT ORIENTATION - (1 DAY)		50.00	50.00		
PARKING (72)					
2 OR 3 WHEEL VEHICLE - SCHOOL YEAR		60.00	60.00		
2 OR 3 WHEEL VEHICLE - SECOND SEMESTER		45.00	45.00		
2 OR 3 WHEEL VEHICLE - SUMMER SESSION C, D, F & G		30.00	30.00		
2 OR 3 WHEEL VEHICLE - SUMMER SESSION A - 1 WEEK		5.00	5.00		
2 OR 3 WHEEL VEHICLE - SUMMER SESSION B - 3 WEEKS		15.00	15.00		
2 OR 3 WHEEL VEHICLE - SUMMER SESSION E & H - 4 WEEKS		20.00	20.00		
4-WHEEL VEHICLE - SCHOOL YEAR		110.00	110.00		
4-WHEEL VEHICLE - SECOND SEMESTER		80.00	80.00		
4-WHEEL VEHICLE - SUMMER SESSIONS C, D, F, & G		55.00	55.00		
4-WHEEL VEHICLE - SUMMER SESSION		55.00	55.00		
4-WHEEL VEHICLE - SUMMER SESSION A - 1 WEEK		10.00	10.00		
4-WHEEL VEHICLE - SUMMER SESSION B - 3 WEEKS		30.00	30.00		
4-WHEEL VEHICLE - SUMMER SESSION E & H - 4 WEEKS		40.00	40.00		
REPLACEMENT PERMIT		32.00	32.00		
TEMPORARY REGISTRATION – WEEKLY		10.00	10.00		
INNOVISTA GARAGES (MONTHLY)	73	100.00	100.00		
GREEK VILLAGE/SEMESTER		260.00	260.00		
STUDENT RESERVED SPACE - GARAGE - PENDLETON (MONTHLY)		100.00	100.00		
STUDENT RESERVED SPACE - GARAGE - SENATE (MONTHLY)		100.00	100.00		
STUDENT RESERVED SPACE - GARAGE - BLOSSOM (MONTHLY)		100.00	100.00		
STUDENT GUARANTEED SPACE - GARAGE - BULL (MONTHLY)		100.00	100.00		
STUDENT GUARANTEED SPACE - GARAGE - PENDLETON (MONTHLY)		100.00	100.00		
WRECKER CALL – LOCAL		125.00	125.00		
FACULTY/STAFF - RESERVED (MONTHLY)		110.00	110.00		

**UNIVERSITY OF SOUTH CAROLINA FEE SCHEDULE
2017-18 TO 2018-19**

Fee Description	Notes	FULL-TIME (1)		PART-TIME (1)	
		PRIOR YEAR 2017-18	CURRENT YEAR 2018-19	PRIOR YEAR 2017-18	CURRENT YEAR 2018-19
FACULTY/STAFF - GARAGE - INNOVISTA GARAGES (MONTHLY)	73	65.00	65.00		
FACULTY/STAFF - GARAGE (EXCLUDES INNOVISTA GARAGES - MONTHLY)		65.00	65.00		
FACULTY/STAFF - SURFACE LOT PERMIT - Z (MONTHLY)		12.00	12.00		
FACULTY/STAFF - SURFACE LOT PERMIT - OTHER THAN Z (MONTHLY)		20.00	20.00		
ORIENTATION PARKING FEE (DAILY)		3.00	3.00		
DAILY GARAGE PASS - NON RESERVED (DAILY)		8.00	8.00		
DAILY GARAGE PASS - RESERVED (DAILY)		10.00	10.00		
CONFERENCE/CAMPS WEEKLY PARKING AD/S LOTS		12.00	12.00		
DAILY CHARGE (SURFACE LOT) - NONRESERVED		8.00	8.00		
UNIVERSITY TECHNOLOGY SERVICES					
RESIDENCE HALL NETWORK & SECURITY SERVICE REQUIRED FEE FOR ON CAMPUS STUDENTS; FALL AND SPRING SEMESTERS - PER SEMESTER		76.00	76.00		
RESIDENCE HALL NETWORK & SECURITY SERVICE REQUIRED FEE FOR ON CAMPUS STUDENTS - SUMMER (PRORATED FOR PART OF ONE SUMMER TERM)		57.00	57.00	57.00	57.00
RESIDENCE HALL OPTIONAL FEE FOR TELEPHONE BUNDLED SERVICE; FALL AND SPRING SEMESTERS - PER SEMESTER		57.00	57.00		
RESIDENCE HALL OPTIONAL FEE FOR TELEPHONE BUNDLED SERVICE - SUMMER (PRORATED FOR PORTIONS OF ONE SUMMER TERM)		57.00	57.00	57.00	57.00

**UNIVERSITY OF SOUTH CAROLINA FEE SCHEDULE
2017-18 TO 2018-19**

Fee Description	Notes	FULL-TIME (1)		PART-TIME (1)	
		PRIOR YEAR 2017-18	CURRENT YEAR 2018-19	PRIOR YEAR 2017-18	CURRENT YEAR 2018-19
USC AIKEN (74)					
UNDERGRADUATE - RESIDENT - TUITION	3, 4	5,082.00	5,199.00	423.50	433.25
UNDERGRADUATE - NONRESIDENT - TUITION	75	10,182.00	10,428.00	848.50	869.00
UNDERGRADUATE - NONRESIDENT SCHOLARSHIP - FOUNDATION SCHOLARS - TUITION	76	7,632.00	7,821.00	636.00	651.75
UNDERGRADUATE - ATHLETIC NR & GENERAL SCHOLARSHIP	77	5,082.00	5,199.00	423.50	433.25
ACTIVE DUTY MILITARY UNDERGRADUATE - TUITION	9	3,474.00	3,579.00	289.50	298.25
MASTER OF BUSINESS ADMINISTRATION - ONLINE PROGRAM RESIDENT AND NONRESIDENT PER CREDIT HOUR	11,			450.00	450.00
RN TO BSN - ONLINE - RES AND NONRES / CREDIT HOUR				450.00	306.00
TECHNOLOGY FEE		144.00	156.00	12.00	13.00
UNDERGRADUATE - RESIDENT, NONRESIDENT, SCHOLARSHIP, ACTIVE DUTY MILITARY - 17 HOURS AND ABOVE	10	80.00	80.00		
UNDERGRADUATE - NONRESIDENT - 17 HOURS AND ABOVE	10	208.00	208.00		
GRADUATE - RESIDENT - 17 HOURS AND ABOVE	10, 11	80.00	80.00		
GRADUATE - NONRESIDENT - 17 HOURS AND ABOVE	10, 11	170.00	170.00		
PACER PATHWAY PROGRAM FEE	78	1,000.00	1,000.00	1,000.00	1,000.00
PACER PATHWAY DEPOSIT FEE (APPLIED AGAINST PROGRAM FEE)	78	300.00	300.00	300.00	300.00
SC CERTIFIED TEACHER RATE - RESIDENT(LESS THAN 12 HOURS)	23			351.00	360.00
SC CERTIFIED TEACHER RATE - NONRES (LESS THAN 12 HOURS)	23			400.00	410.50
INTERNATIONAL PARTNER UNIVERSITY UNDERGRAD TUITION		6,084.00	6,201.00	507.00	516.75
INTERNATIONAL PARTNER UNIVERSITY GRADUATE TUITION		7,629.00	7,806.00	635.75	650.50
MUSIC INSTRUMENT RENTAL FEE - PER SEMESTER		35.00	35.00		
MUSIC PRIVATE LESSON FEE - PER HOUR		125.00	125.00	125.00	125.00
NURSING LAB & TESTING FEE - PER CREDIT HOUR		40.00	40.00	40.00	40.00
INTERNSHIP FEE - EDEC 476, EDEL 476, EDSE 476, EDEX 476, and MUED 476		35.00	35.00	35.00	35.00
WELLNESS AND NATORIUM LAB FEE - EXSC A101, EXSC A106, EXSC A107, EXSC A140, EXSC A141, EXSC 142, EXSC A191 - PER CREDIT HOUR		15.00	15.00	15.00	15.00
MBA PROGRAM FEE RESIDENT - 600 AND 700 LEVEL COURSES - PER CREDIT HOUR		50.00	50.00	50.00	50.00
MBA PROGRAM FEE NONRESIDENT - 600 AND 700 LEVEL COURSES - PER CREDIT HOUR		100.00	100.00	100.00	100.00
BIOLOGY - FIELD STUDY OPTIONAL FEE: BIOL 316, 516, 598		300.00	300.00		
BIO/GEO LAB FEE - COURSE FEE - BIOL A104, A106, A121, A122, A232, A243, A244, A250, GEOL A201		25.00	25.00		
BIOLOGY/GEOLOGY FIELD STUDY COURSE FEE - BIOL 316, 516, 598 & GEOL 425		300.00	300.00		
CHEMISTRY AND PHYSICS LAB FEE - COURSE FEE - CHEM 101, 105, 111, 112, 311L, 321L, 331L, 332L, 511L, 522, 541L, 542L, 550; PHYS 101, 102, 201, 202, 211, 212, ASTR 111		25.00	25.00		
EDUCATION PROGRAM FEE - ALL PROGRAMS		15.00	15.00		
ENGINEERING PROGRAM FEE - ALL PROGRAMS		15.00	15.00		
EXERCISE /SPORT SCIENCE PROGRAM FEE - ALL PROGRAMS		15.00	25.00		
GEOLOGY COURSE FEE - FIELD STUDY GEOL 425, 431		300.00	300.00		
PSYCHOLOGY PROGRAM FEE - ALL PROGRAMS		15.00	15.00		
HEALTH TESTING & BACKGROUND CHECK - ONE TIME		20.00	20.00		
APPLICATION FEE - UNDERGRADUATE		45.00	45.00		
APPLICATION FEE - UNDERGRADUATE - REDUCED	79	20.00	20.00		
APPLICATION FEE - GRADUATE		45.00	45.00		
APPLICATION FEE - RE-ADMITS, SR CITIZENS, TEACHER CADETS		10.00	10.00		
INTERNATIONAL STUDENT APPLICATION FEE		100.00	100.00		
INTERNATIONAL STUDENTS SERVICE FEE		300.00	300.00		
NEW STUDENT ENROLLMENT DEPOSIT		100.00	100.00		
ASSESSMENT TESTING LATE FEE		50.00	50.00		
ENROLLMENT REINSTATEMENT FEE		75.00	75.00		
MATRICULATION FEES - ENTERING SEMESTER ONLY	16	85.00	85.00		
MATRICULATION FEES - MASTERS PROGRAM OF STUDY	16, 48	85.00	85.00		
HOUSING - FULL SUMMER TERM (EXCLUDING MAYMESTER) SINGLE		1,013.00	1,038.00		
HOUSING - MAYMESTER SINGLE		314.00	321.00		
HOUSING - FULL SUMMER TERM (INCLUDING MAYMESTER) SINGLE - PRORATED FOR EACH PORTION OF TERM		1,326.00	1,359.00		

**UNIVERSITY OF SOUTH CAROLINA FEE SCHEDULE
2017-18 TO 2018-19**

Fee Description	Notes	FULL-TIME (1)		PART-TIME (1)	
		PRIOR YEAR 2017-18	CURRENT YEAR 2018-19	PRIOR YEAR 2017-18	CURRENT YEAR 2018-19
USC AIKEN (74)					
HOUSING - FULL SUMMER TERM (EXCLUDING MAYMESTER) DOUBLE - PRORATED FOR EACH PORTION OF TERM		891.00	913.00		
HOUSING - MAYMESTER DOUBLE		258.00	265.00		
HOUSING - FULL SUMMER TERM (INCLUDING MAYMESTER) DOUBLE - PRORATED FOR EACH PORTION OF TERM		1,149.00	1,178.00		
HOUSING - DOUBLE - PER SEMESTER	80	2,471.00	2,533.00		
HOUSING - SINGLE - PER SEMESTER	80	2,926.00	2,999.00		
HOUSING - DOUBLE AS A SINGLE ROOM	80	3,483.00	3,570.00		
HOUSING - TRIPLE - PER SEMESTER		1,554.00	1,583.00		
HOUSING - APPLICATION FEE - NONREFUNDABLE		25.00	25.00		
HOUSING - APPLICATION FEE - REFUNDABLE		125.00	125.00		
MEAL PLAN A (UNLIMITED MEALS/WK +\$100 DECL BALANCE)			1,350.00		
MEAL PLAN B (11 MEALS/WEEK + \$300 DECL BALANCE)			1,350.00		
MEAL PLAN C (6 MEALS PER WEEK + \$600 DECL BALANCE)			1,350.00		
MEAL PLAN D (DECL BALANCE)			725.00		
MEAL PLAN - 10 MEALS PER WEEK + \$100 DECLINING BALANCE		1,141.00			
MEAL PLAN - 15 MEALS PER WEEK + \$125 DECLINING BALANCE		1,237.00			
MEAL PLAN - 19 MEALS PER WEEK + \$125 DECLINING BALANCE		1,325.00			
MEAL PLAN - \$575 DECLINING BALANCE		575.00			
MEAL PLAN - \$965 DECLINING BALANCE		965.00			
MEAL PLAN - PACER CARD		40.00	40.00		
MEAL PLAN F (BLOCK 30 + \$80 DECLINING BALANCE)		297.00	290.00		
MEAL PLAN E (BLOCK 50 + \$125 DECLINING BALANCE)		475.00	450.00		
OPTIONAL HEALTH SERVICES FEE - GRADUATE - PER SEMESTER		25.00	25.00		
ID CARD REPLACEMENT FEE		25.00	25.00		
REPLACEMENT FEE RECEIPT		5.00	5.00		
AIKEN PUBLIC SAFETY - PER SEMESTER		25.00	25.00		
AIKEN PUBLIC SAFETY – SUMMER		8.00	8.00		
PARKING FINES - BLOCKING SIDEWALKS OR DRIVEWAYS		25.00	25.00		
PARKING FINES - HANDICAP VIOLATION		75.00	75.00		
PARKING FINES - PERMIT IMPROPERLY DISPLAYED		10.00	10.00		
PARKING FINES – PARK IN FIRE LANE/BLOCKING HYDRANT/NO PARKING/ SAFETY ZONE		50.00	50.00		
PARKING FINES - PARK IN SERVICE OR LOADING AREA; BLOCKING SIDEWALKS OR DRIVEWAYS		25.00	25.00		
PARKING FINES - PARK IN STUDENT HOUSING AREA W/O PERMIT		25.00	25.00		
PARKING FINES - PARK IN: FACULTY/STAFF SPACE; RESERVED AREA/ VISITOR SPACE; OR IN GRASS OR SIDEWALK		25.00	25.00		
PARKING FINES - PARK IN: NO PARKING/ SAFETY ZONE; OR FIRE LANE/ BLOCKING HYDRANT		50.00	50.00		
PARKING FINES - FAILURE TO REGISTER VEHICLE/ PARKING IMPROPERLY		20.00	20.00		
TRAFFIC VIOLATIONS - SPEEDING ON CAMPUS		40.00	40.00		
TRAFFIC VIOLATIONS: 1ST OFFENSE: DRIVING IN AN UNSAFE MANNER; OBSTRUCTING CAMPUS OPERATIONS		25.00	25.00		
TRAFFIC VIOLATIONS: 2ND OFFENSE: DRIVING IN AN UNSAFE MANNER; OBSTRUCTING CAMPUS OPERATIONS		50.00	50.00		
TRAFFIC VIOLATIONS: 3RD OFFENSE: DRIVING IN AN UNSAFE MANNER; OBSTRUCTING CAMPUS OPERATIONS		75.00	75.00		
TRAFFIC VIOLATIONS: FAILURE TO OBEY OFFICERS' INSTRUCTIONS		50.00	50.00		
BOOTING FINE		50.00	50.00		
SMOKING FINE		25.00	25.00		
RUTH PATRICK CENTER - REGISTRATION AND MATERIALS		FEE VARIES - \$25-\$150 PER COURSE - NO CHANGE FOR FY2018			
DUAL ENROLLMENT - INCLUDES PACE HIGH SCHOOL COURSES - PER CREDIT HOUR	21	66.00	66.00		
JUDICIAL AFFAIRS FINE – FAILURE TO COMPLY OR COMPLETE SANCTIONS – PER INCIDENT		25.00	25.00		

**UNIVERSITY OF SOUTH CAROLINA FEE SCHEDULE
2017-18 TO 2018-19**

Fee Description	Notes	FULL-TIME(1)		PART-TIME (1)	
		PRIOR YEAR 2017-18	CURRENT YEAR 2018-19	PRIOR YEAR 2017-18	CURRENT YEAR 2018-19
USC BEAUFORT (81)					
UNDERGRADUATE - RESIDENT – TUITION	3, 4	5,043.00	5,172.00	420.25	431.00
UNDERGRADUATE - NONRESIDENT - TUITION	82	10,431.00	10,695.00	869.25	891.25
UNDERGRADUATE - NONRESIDENT SCHOLARSHIP	76	7,827.00	8,022.00	652.25	668.50
UNDERGRADUATE – ATHLETIC NR SCHOLARSHIP & GENERAL SCHOLARSHIP	83	5,043.00	5,172.00	420.25	431.00
ACTIVE DUTY MILITARY UNDERGRADUATE - TUITION	9	3,474.00	3,000.00	289.50	250.00
TECHNOLOGY FEE		168.00	168.00	14.00	14.00
UNDERGRADUATE - RESIDENT, NONRESIDENT SCHOLARSHIP, ACTIVE DUTY MILITARY - 17 HOURS AND ABOVE	10	80.00	80.00		
UNDERGRADUATE - NONRESIDENT - 17 HOURS AND ABOVE	10	208.00	208.00		
GRADUATE - RESIDENT - 17 HOURS AND ABOVE	10, 11	80.00	80.00		
GRADUATE - NONRESIDENT - 17 HOURS AND ABOVE	10,11	170.00	170.00		
EDUCATION ENRICHMENT FEE - ONE TIME		150.00	150.00		
BEAUFORT COLLEGE HONORS PROGRAM FEE PER SEMESTER (FALL AND SPRING ONLY)			175.00		
NURSING PROGRAM FEE			550.00		
NURSING COURSE FEE PER SEMESTER		125.00			
NURSING COURSE FEE – PER CREDIT HOUR			60.00		
LABORATORY SCIENCES COURSE FEE		50.00	50.00		
ART COURSE FEE	40	75.00	75.00		
SCUBA COURSE	40	245.00	245.00		
STUDY ABROAD FEE		300.00	300.00		
NURSING INSURANCE FEE		20.00	25.00		
TEST PROCTORING FEE		75.00	75.00		
MAT TESTING FEE		75.00	75.00		
TOTAL ASSESSMENT PROGRAM (TAP) TESTING FEE		55.00			
MASTER OF ARTS IN TEACHING PROGRAM FEE - PER SEMESTER		75.00	75.00		
BUSINESS DEGREE COMPLETION PROGRAM - PER CALENDAR YEAR	84	6,355.00	6,355.00		
SAND SHARK SCHOLARS PROGRAM FEE (PER SEMESTER)	85	1,000.00	1,000.00		
SAND SHARK SCHOLARS DEPOSIT	85	300.00	300.00		
APPLICATION FEE	86	40.00	40.00		
APPLICATION FEE - RE-ADMITS	86	10.00	10.00		
NEW STUDENT ENROLLMENT DEPOSIT	87	100.00	100.00		
MANDATORY NEW STUDENT FEE		100.00	100.00		
ORIENTATION FEE - OVERNIGHT STAY		25.00	25.00		
MATRICULATION FEE - ENTERING SEMESTER ONLY	16	75.00	75.00		
INTERNATIONAL STUDENT ENROLLMENT FEE		500.00	500.00		
ID CARD REPLACEMENT FEE		25.00	25.00		
DUAL ENROLLMENT - INCLUDES PACE HIGH SCHOOL COURSES - PER CREDIT HOUR - FT AND PT	21	66.00	66.00		
PROFESSIONAL DEVELOPMENT	25	RANGE - \$4,000-\$12,000			

**UNIVERSITY OF SOUTH CAROLINA FEE SCHEDULE
2017-18 TO 2018-19**

Fee Description	Notes	FULL-TIME(1)		PART-TIME (1)	
		PRIOR YEAR 2017-18	CURRENT YEAR 2018-19	PRIOR YEAR 2017-18	CURRENT YEAR 2018-19
USC BEAUFORT (81)					
HOUSING FEES - GRACE WHITE HOUSE - PER SEMESTER	88, 89	3,175.00	3,270.00		
HOUSING FEES - SINGLE ROOM - FALL AND SPRING - PER SEMESTER	88, 89	3,500.00	3,600.00		
HOUSING FEES - FALL II/ SPRING II - PER SEMESTER	88, 89	2,100.00	2,160.00		
HOUSING FEES - SUMMER DAILY RATE	88, 89	25.00	25.00		
HOUSING FEES - DOUBLE ROOM - FALL AND SPRING - PER SEMESTER	88, 89	2,600.00	2,680.00		
HOUSING FEES – OFF CAMPUS HOUSING - FALL AND SPRING - PER SEMESTER	88, 89	3,975.00			
HOUSING FEES - OFF CAMPUS HOUSING - LARGE DOUBLE ROOM - FALL AND SPRING - PER SEMESTER	88, 89	2,975.00			
HOUSING FEES – OFF CAMPUS HOUSING SMALL DOUBLE ROOM - FALL AND SPRING - PER SEMESTER	88, 89	2,825.00			
HOUSING ROOM RESERVATION FEE - NONREFUNDABLE - APPLIES TO HOUSING COST FOR FIRST TIME HOUSING RESIDENTS ONLY	88, 89	100.00	100.00		
HOUSING FEES - CANCELLATION FEE	88	250.00	250.00		
HOUSING APPLICATION FEE	88	50.00	50.00		
MANDATORY MEAL PLANS FOR RESIDENT AND COMMUTER STUDENTS (88, 89, 90)					
MEAL PLAN – MANDATORY – 17 MEALS PER WEEK – FALL AND SPRING SEMESTERS – INCLUDES 3 WEEKEND MEALS - RESIDENT FRESHMEN		1,325.00	1,400.00		
MEAL PLAN - RESIDENTIAL - 10 MEALS PER WEEK - MANDATORY - FALL AND SPRING SEMESTERS RESIDENT NON-FRESHMEN		1,100.00	1,150.00		
MEAL PLAN - COMMUTER STUDENTS - 30 MEALS PER SEMESTER - MANDATORY - FALL AND SPRING SEMESTERS	90	260.00	260.00		
MEAL PLAN - RESIDENTIAL - 10 MEALS PER WEEK - MANDATORY - FALL AND SPRING SEMESTERS RESIDENT FRESHMEN BEAUFORT CAMPUS			1,400.00		
OPTIONAL MEAL PLANS (88)					
MEAL PLAN - OPTIONAL - 15 MEALS PER SEMESTER - FALL AND SPRING SEMESTERS		130.00	130.00		
MEAL PLAN - OPTIONAL - 14 MEALS PER WEEK - FALL AND SPRING SEMESTERS		1,175.00	1,250.00		
MEAL PLAN – OPTIONAL 17 MEALS PER WEEK – FALL AND SPRING SEMESTERS – INCLUDES 3 WEEKEND MEALS		1,325.00	1,400.00		
PARKING HANDICAP VIOLATION		100.00	100.00		
PARKING IMPROPERLY - IN FIRE LANE, IN VISITOR SPACE, IN TOW-AWAY ZONE, IN RESIDENCE HALL LOT, AT BLUE/YELLOW CURB		25.00	25.00		
PARKING VIOLATION - FAILURE TO DISPLAY DECAL, EXPIRED DECAL, NO DECAL ON VEHICLE, PARKING IN FACULTY/STAFF LOT		25.00	25.00		
PARKING/SECURITY FEE - FALL/SPRING		25.00	25.00		
PARKING/SECURITY FEE - EACH SUMMER TERM		15.00	15.00		

Housing and Meal Plan Fees approved by Beaufort - Jasper Higher Education Commission

**UNIVERSITY OF SOUTH CAROLINA FEE SCHEDULE
2017-18 TO 2018-19**

Fee Description	Notes	FULL-TIME (1)		PART-TIME (1)	
		PRIOR YEAR 2017-18	CURRENT YEAR 2018-19	PRIOR YEAR 2017-18	CURRENT YEAR 2018-19
USC UPSTATE (91, 92)					
UNDERGRADUATE - RESIDENT - TUITION	3, 4	5,520.00	5,604.00	460.00	467.00
UNDERGRADUATE - NONRESIDENT - TUITION		11,184.00	11,355.00	932.00	946.25
UNDERGRADUATE - NONRESIDENT SCHOLARSHIP - TUITION	76	8,388.00	8,517.00	699.00	709.75
UNDERGRADUATE - ATHLETIC NR SCHOLARSHIP & GENERAL SCHOLARSHIP	93	5,520.00	5,604.00	460.00	467.00
UNDERGRADUATE SUMMER - RESIDENT - TUITION		4,284.00	4,752.00	357.00	396.00
UNDERGRADUATE SUMMER - NONRESIDENT - TUITION		8,676.00	9,630.00	723.00	805.50
UNDERGRADUATE SUMMER - NONRESIDENT SCHOLARSHIP - TUITION		6,507.00	7,224.00	542.25	602.00
ACTIVE DUTY MILITARY UNDERGRADUATE - TUITION	9	3,474.00	3,579.00	289.50	298.25
TECHNOLOGY FEE		140.00	140.00	9.00	9.00
UNDERGRADUATE - RESIDENT - 17 HOURS AND ABOVE	10	80.00	80.00		
UNDERGRADUATE - NONRESIDENT - 17 HOURS AND ABOVE	10	208.00	208.00		
GRADUATE - RESIDENT - 17 HOURS AND ABOVE	10, 11	80.00	80.00		
GRADUATE - NONRESIDENT - 17 HOURS AND ABOVE	10, 11	170.00	170.00		
INTERNATIONAL PARTNER UNIVERSITY STUDENTS - TUITION RATE	94	8,020.00	8,104.00	668.50	675.50
SC CERTIFIED TEACHER RATE - CAMPUSES (STUDENTS TAKING LESS THAN 12 HOURS)	23			351.00	360.00
NONRESIDENT - SC CERTIFIED TEACHER RATE - CAMPUSES (STUDENTS TAKING LESS THAN 12 HOURS)	23			400.00	410.50
UNDERGRADUATE NURSING COURSE FEE PER HOUR	95	40.00	40.00		
UPPER LEVEL BUSINESS COURSE FEE - ACCT 331, 332, 333, 335, 336, 347, 348, 432, 433, 435, 436, 437, 438; BADM 398, 478; FINA 363, 364, 365, 369, 461; MGMT 371, 372, 374, 377, 378, 380, 390, 471, 475, 476; MKTG 350, 351, 352, 353, 452, 455, 456, 457, 458, 459; ECON 301, 303, 311, 321, 322, 326, 499	95	45.00	45.00		
FEE FOR CLINICAL/ PRACTICUM COURSES - EDCF 458; EDEC 410, 440, 469; EDEL 455, 460, 468; EDLD 425, 440, 470; EDSC 342, 440, 450, 473, 474, 475, 478, 480, 481; EDPH 450, 479	95	100.00	100.00		
DIVISION OF NATURAL SCIENCES & ENGINEERING LAB FEE - ASTR 111L; BIOL 101L, 102L, 110L, 205L, 243L, 244L, 250L, 301L, 302L, 305L, 310L, 315L, 320L, 330L, 350L, 360L, 375L, 507L, 525L, 530L, 531L, 534L, 535L, 540L, 550L, 570L, 583L; CHEM 101L, 106L, 109L, 111L, 112L, 321L, 331L, 332L, 371L, 512L, 522L, 541L, 542L, 583L; GEOL 101L, 102L, 103L, 123L, 310L; ETMG 320L, 330L, 370L, 410L, 415L, 420L; PHYS 101L, 201L, 202L, 211L, 212L	95	80.00	80.00		
VISUAL ARTS STUDIO/LAB COURSES FEE - ARTS 103, 104, 108, 110, 203, 205, 206, 207, 210, 211, 214, 228, 229, 230, 231, 262, 306, 307, 311, 314, 315, 318, 391, 398, 414, 418, 490; ARTE 330, 429, 430, 450; ARTH 352	95	60.00	60.00		
RESEARCH METHODS FOR PSYCHOLOGY - PSYC - 325	95	80.00	80.00		
APPLIED MUSIC FEE - MUSC U111A, U111B, U111C, U111D, U111G, , U111I, U111P, U111R, U111S, U111T, U111V, U311A, U311B, U311C, U311D, U311G, U311I, U311P, U311R, U311S, U311T, MUC U311V	95	400.00	400.00		
EXERCISE SCIENCE (ALL EXSC COURSES) - PER CREDIT HOUR	95	20.00	20.00		
LIVE TEXT FEE (ALL "ED" COURSES) - PER CREDIT HOUR - ALL ED 200 OR HIGHER COURSES EXCEPT EDIT, EDPD AND DUAL ENROLLMENT COURSES (DH SECTIONS)	95	10.00	10.00		
APPLICATION FEE - TRANSIENT STUDENT		10.00	10.00		
APPLICATION FEE - UNDERGRADUATE & GRADUATE	96	40.00	40.00		
APPLICATION FEE - RE-ADMITS	96	10.00	10.00		
APPLICATION FEE - INTERNATIONAL STUDENT (F1 AND J1 VISA)		100.00	100.00		
ORIENTATION FEE - OVERNIGHT		25.00	25.00		
NEW STUDENT ENROLLMENT DEPOSIT		100.00	100.00		
ENROLLMENT REINSTATEMENT FEE	22	75.00	75.00		
MATRICULATION FEE - ENTERING SEMESTER ONLY	16	75.00	75.00		
STUDY ABROAD EXCHANGE PROGRAM DEPOSIT - NONREFUNDABLE		500.00	500.00		
STUDY ABROAD APPLICATION FEE			65.00		
LATE ENROLLMENT FEE		\$5 PER DAY - MAX \$350	\$5 PER DAY - MAX \$350		
LAPTOP LATE FEE - DAILY		\$5 PER DAY - MAX \$50	\$5 PER DAY - MAX \$50		
LAPTOP LATE FEE		\$750 AFTER 20 DAYS	\$750 AFTER 20 DAYS		

**UNIVERSITY OF SOUTH CAROLINA FEE SCHEDULE
2017-18 TO 2018-19**

Fee Description	Notes	FULL-TIME (1)		PART-TIME (1)	
		PRIOR YEAR 2017-18	CURRENT YEAR 2018-19	PRIOR YEAR 2017-18	CURRENT YEAR 2018-19
USC UPSTATE (91, 92)					
HOUSING FEES - APPLICATION FEE - NONREFUNDABLE - APPLIES TO ALL STUDENTS	97	45.00	45.00		
HOUSING FEES - ADVANCE ROOM PAYMENT- REFUNDABLE PRIOR TO JUNE 1ST - APPLIES TO ALL STUDENTS	97	100.00	100.00		
HOUSING FEES - DOUBLE - PALMETTO VILLAS - PER SEMESTER	97	2,270.00	2,270.00		
HOUSING FEES - DOUBLE - PALMETTO HOUSE/ MAGNOLIA HOUSE - PER SEMESTER	97	2,555.00	2,555.00		
HOUSING FEES - SINGLE - PALMETTO HOUSE/ MAGNOLIA HOUSE - PER SEMESTER	97	3,065.00	3,065.00		
HOUSING FEES - SINGLE - PALMETTO VILLAS - PER SEMESTER	97	3,295.00	3,295.00		
HOUSING FEES - SINGLE IN DOUBLE ROOM SPACE -PALMETTO/ MAGNOLIA HOUSE - PER SEMESTER	97				
HOUSING FEES - DOUBLE - PALMETTO VILLAS - MAYMESTER	97	350.00	350.00		
HOUSING FEES - DOUBLE - PALMETTO VILLAS - EACH SUMMER SESSION PORTION	97	475.00	475.00		
HOUSING FEES - DOUBLE- PALMETTO VILLAS - FULL SUMMER (PRORATED FOR PORTION OF FULL SUMMER TERM BY MONTH)	97	1,000.00	1,000.00		
HOUSING FEES - SINGLE - PALMETTO VILLAS - FULL SUMMER (PRORATED FOR PORTION OF FULL SUMMER TERM BY MONTH)	97	1,300.00	1,300.00		
PALMETTO HOUSE/MAGNOLIA HOUSE/ PALMETTO VILLAS LOFT BED FEE		25.00	25.00		
TECHNOLOGY FEE – RESIDENTIAL HOUSING – PER SEMESTER		25.00	30.00		
EXCHANGE STUDENT HOUSING PACKAGE – ONE TIME FEE		3,450.00			
MEAL PLAN - VILLAS - 5 MEALS PER WEEK, \$350 FLEX	98	1,353.00	1,378.00		
MEAL PLAN - 25 MEAL BLOCK		160.00	163.00		
MEAL PLAN - FREEDOM - 9 MEALS PER WEEK, \$250 FLEX	98	1,353.00	1,378.00		
MEAL PLAN – MANDATORY - FULL-TIME, NONRESIDENTIAL STUDENTS - \$55 FLEX	99	55.00	55.00		
MEAL PLAN - MANDATORY - PALMETTO AND MAGNOLIA HOUSE RESIDENTIAL STUDENTS - UNLIMITED DINING IN CLC DINING HALL, \$200 FLEX	98	1,612.00	1,642.00		
SPARTY'S 200+ STREAMLINER		659.00	672.00		
SPARTY'S 50+ STREAMLINER		508.00	518.00		
MEAL PLAN - STREAMLINER - 5 MEALS PER WEEK		453.00	462.00		
MEAL PLANS - \$450 FLEX		400.00	400.00		
MEAL PLANS - \$220 FLEX		200.00	200.00		
HEALTH INSURANCE - (STUDENTS WITHOUT COVERAGE) - CONTRACT W/THIRD PARTY	19	2,880.00	2,880.00		
ATHLETIC INSURANCE FEE	100		\$700.00 - 1,200.00		
HEALTH FEE	101	65.00	65.00	6.50	6.50
HEALTH FEE - PART TIME STUDENTS - MORE THAN 3 VISITS PER SEMESTER/PER VISIT CHARGE				10.00	10.00
HEALTH FEE - FACULTY/STAFF - PER VISIT		15.00	15.00		
SECURITY - PER SEMESTER		35.00	35.00		
SECURITY - SUMMER		20.00	20.00		
SLED CHECK REQUIRED BY STATE LAW	102	35.00	35.00		
DUAL ENROLLMENT - INCLUDES HIGH SCHOOL COURSES - PER CREDIT HOUR	21	66.00	66.00		
SRHS RN-BSN CONTRACT FEE		4,500.00	4,500.00	375.00	375.00
SCHOLARS ACADEMY - CONTRACT COURSE - SELECTED COURSES		4,500.00	4,500.00		
SCHOLARS ACADEMY - CONTRACT COURSE - SELECTED ELECTIVES - PER COURSE		198.00	198.00		

UNIVERSITY OF SOUTH CAROLINA FEE SCHEDULE 2017-18 TO 2018-19

Fee Description	Notes	FULL-TIME(1)		PART-TIME (1)	
		PRIOR YEAR 2017-18	CURRENT YEAR 2018-19	PRIOR YEAR 2017-18	CURRENT YEAR 2018-19
PALMETTO COLLEGE – OFFERED BY USC CAMPUSES IN AIKEN, BEAUFORT, COLUMBIA, AND UPSTATE FOUR YEAR ONLINE DEGREE COMPLETION PROGRAMS (103)					
UNDERGRADUATE - RESIDENT - TUITION	3, 4	5,082.00	5,199.00	423.50	433.25
UNDERGRADUATE - NONRESIDENT - TUITION		10,182.00	10,428.00	848.50	869.00
NURSING COURSE FEE PER HOUR				40.00	40.00
TECHNOLOGY FEE		174.00	156.00	14.50	13.00
MATRICULATION FEE	16	75.00	75.00		
APPLICATION FEE		Campus Specific		Campus Specific	
PALMETTO COLLEGE CAMPUSES USC LANCASTER, SALKEHATCHIE, SUMTER, AND UNION (104)					
GENERAL					
UNDERGRADUATE - RESIDENT - TUITION	3, 4	3,474.00	3,579.00	289.50	298.25
UNDERGRADUATE - NONRESIDENT - TUITION		8,664.00	8,919.00	722.00	743.25
UNDERGRADUATE – ATHLETIC NR SCHOLARSHIP & GENERAL SCHOLARSHIP			3,579.00		298.25
ACTIVE DUTY MILITARY UNDERGRADUATE - TUITION	9	3,474.00	3,579.00	289.50	298.25
TECHNOLOGY FEE		200.00	200.00	17.00	17.00
APPLICATION FEE - DEGREE SEEKING		40.00	40.00		
APPLICATION FEE - NON-DEGREE SEEKING		10.00	10.00		
APPLICATION FEE – RE-ADMITS		10.00	10.00		
LAB FEE - (MATH 141, 142)		60.00	60.00		
PRE-NURSING ENRICHMENT FEE FOR ALL NURSING STUDENTS IN YEAR 1 AND 2 OF NURSING PROGRAM	56	408.00	408.00	34.00	34.00
LABORATORY SCIENCES COURSE FEE - PER COURSE		40.00	40.00		
MATRICULATION FEES	16	50.00	50.00		
DUAL ENROLLMENT - INCLUDES PACE HIGH SCHOOL COURSES - PER CREDIT HOUR	105			95.00	95.00
USC LANCASTER (106)					
ORIENTATION FEE - SPRING SEMESTER		50.00	50.00		
ORIENTATION FEE - FALL SEMESTER		50.00	50.00		
LAB FEE - ALL 100 LEVEL THEA COURSES		20.00	30.00		
LAB FEE - ALL ARTS COURSES		20.00	30.00		
LAB FEE – ALL 100 LEVEL PEDU COURSES		10.00	20.00		
REINSTATEMENT FEE FOR STUDENTS DROPPED FOR NON-PAYMENT			75.00		
TEST PROCTORING			30.00		
PARKING AND SECURITY - FALL AND SPRING SEMESTER		65.00	65.00		
PARKING AND SECURITY - SUMMER		30.00	30.00		
PREFERRED PARKING UPGRADE			20.00		
PARKING FINES - PERMIT IMPROPERLY DISPLAYED		10.00	10.00		
PARKING FINES - HANDICAP VIOLATION - FIRST OFFENSE		25.00	25.00		
PARKING FINES - HANDICAP VIOLATION - SECOND OFFENSE		50.00	50.00		
PARKING FINES - HANDICAP VIOLATION - THIRD OFFENSE		100.00	100.00		
PARKING FINES – OTHER		20.00	20.00		
USC SALKEHATCHIE					
ORIENTATION FEE		50.00	50.00		
LAB FEE – ALL THEA COURSES		20.00	20.00		
PARKING AND SECURITY - FALL AND SPRING SEMESTER		65.00	65.00		
PARKING AND SECURITY- SUMMER		10.00	10.00		
PARKING FINES – PERMIT IMPROPERLY DISPLAYED		10.00	10.00		
PARKING FINES – HANDICAP VIOLATION – 1 ST OFFENSE		25.00	25.00		
PARKING FINES – HANDICAP VIOLATION – 2 ND OFFENSE		50.00	50.00		
PARKING FINES – HANDICAP VIOLATION – 3 RD OFFENSE		100.00	100.00		
PARKING FINES – OTHER		20.00	20.00		
STUDENT ID FEE – MADE AFTER FIRST WEEK OF CLASS OR REPLACEMENT		25.00	25.00		

**UNIVERSITY OF SOUTH CAROLINA FEE SCHEDULE
2017-18 TO 2018-19**

Fee Description	Notes	FULL-TIME(1)		PART-TIME (1)	
		PRIOR YEAR 2017-18	CURRENT YEAR 2018-19	PRIOR YEAR 2017-18	CURRENT YEAR 2018-19
USC SUMTER					
LANGUAGE LAB FEE - FREN V121; FREN V122 SPAN V109; SPAN V110; SPAN V121; SPAN V122		20.00	20.00		
LAB FEE – ALL ARTS COURSES		20.00	20.00		
LAB FEE – ALL PEDU COURSES		10.00	10.00		
STUDENT ID FEE - MADE AFTER FIRST WEEK OF CLASS OR REPLACEMENT		10.00	10.00		
MEAL PLAN – OPTIONAL – FIRE ANT WHITE: 25 MEALS PER SEMESTER		150.00	150.00		
MEAL PLAN – OPTIONAL – FIRE ANT BLACK: 70 MEALS PER SEMESTER		400.00	400.00		
MEAL PLAN – OPTIONAL – FIRE ANT RED: 126 MEALS PER SEMESTER		700.00	700.00		
PARKING AND SECURITY - FALL AND SPRING SEMESTER		45.00	45.00		
PARKING AND SECURITY- SUMMER		20.00	20.00		
PARKING FINES – HANDICAP VIOLATION – 1ST OFFENSE			25.00		
PARKING FINES – HANDICAP VIOLATION – 2ND OFFENSE			50.00		
PARKING FINES – HANDICAP VIOLATION – 3RD OFFENSE			100.00		
PARKING FINES – OTHER			20.00		
PARKING FINES – PERMIT IMPROPERLY DISPLAYED			10.00		
USC UNION					
SECURITY AND PARKING - FALL AND SPRING SEMESTER		20.00	30.00		
SECURITY AND PARKING - SUMMER		5.00	10.00		

UNIVERSITY OF SOUTH CAROLINA FEE SCHEDULE 2017-18 TO 2018-19

1) Full-time tuition is assessed per semester, unless otherwise noted [see note (11) below for exceptions]. Part-time tuition is assessed to students taking fewer than 12 credit hours in the semester. Most Fees listed in the Full-Time columns are applicable to all students. Unless otherwise noted, all tuition and fees reviewed and approved by the USC Board of Trustees in June 2018 become effective in Fall 2018.
2) USC Columbia - Chapter 33 veterans entitled to the maximum benefit rate (based on service requirements) who apply for the Yellow Ribbon Program at USC and are deemed eligible may receive a tuition abatement as follows for nonresident students: Undergraduate students - 50% of tuition and fee charges in excess of the VA maximum amounts for SC not to exceed \$5,700 annually; Graduate/Professional students - 50% of tuition and fee charges in excess of the VA maximum amounts for SC not to exceed \$3,400 annually. The number of eligible students is limited based upon the terms of the annual Yellow Ribbon Program Agreement. Qualified resident students are fully covered by the VA at the actual resident tuition rates.
3) Free tuition per state law for: children of certain deceased and other veterans, firefighters and law enforcement officers, essay winner for Governor's Committee on the Employment of the Physically Handicapped, and resident 60 years or older on space available basis.
4) Certain Veterans and related persons, residing in South Carolina, receiving specified Federal Educational Benefits and enrolled in a state institution are entitled to receive in-state tuition without regard to length of time the individual has resided in the state. See SC Code of Laws 59-112-50 as amended May 7, 2015.
5) Columbia campus students receiving Academic Scholar – distinction award or an eligible Departmental Scholarship of at least \$250 per semester.
6) Columbia campus students named as McNair, Horseshoe Scholar, and Academic Scholar – Elite, Academic Scholar – Excellence, Academic Scholar – Superlative, Provost Scholar and Alumni Scholars.
7) Nonresident Athletics scholarship implies athletic grant-in-aid at the USC Columbia Campus. This rate may not apply to all scholarship student-athletes, based upon designation by the Athletics Department. The Office of Student Financial Aid and Scholarships awards grants-in-aid in accordance with NCAA, and institutional guidelines.
8) Columbia campus students receiving Academic Scholar – Merit Award.
9) Active Duty Military - This rate mirrors the Palmetto College campus tuition rate and is applied across USC Campuses except Beaufort. Nonresident Active Duty Military pay the resident rate for distance courses. Applies to Undergraduates only.
10) Full-time Undergraduate students on Columbia, Aiken, Beaufort and Upstate campuses and all full-time Graduate students will pay an additional charge for each credit hour above sixteen hours. Nonrefundable after the 100% refund period.
11) Graduate rates listed under USC Columbia apply to all campuses. USC Aiken has a program rate for Master of Business Administration – online program listed under campus rates. All other fees for Comprehensive and Palmetto College campuses are for undergraduate students only.
12) Rate applies only to those specific on-line Graduate programs and courses as approved and identified by the Office of the Provost. See http://gradonline.sc.edu/SearchPrograms
13) USC Columbia - Undergraduate application fee waived only for domestic students who present a valid College Board, ATC, NACAC or Coalition application fee waiver; who are dependents of current USC faculty or staff; or who are military students applying for 2-year military associate's degree at Fort Jackson. The General Fund except for the \$50 Moore School of Business additional application fee retains graduate application fees.
14) The Study Abroad Exchange Program Deposit applied to tuition and fees in the semester in which the study abroad exchange program occurs. The deposit is non-refundable after payment is received.
15) The Gamecock Gateway program is a partnership between the University of South Carolina Columbia (USC) and Midlands Technical College (MTC) to provide an academic and residential link between the two institutions. The Gamecock Gateway program is offered by invitation only and offers a residential experience on or near the USC campus. Students will pursue transfer compliant course work at MTC, while benefitting from a variety of support programs and student services offered by each institution. Upon successful completion of the one-year academic program in Gamecock Gateway, students will be eligible to fully matriculate at USC. The deposit is non-refundable.
16) The matriculation fee is paid only once by undergraduate degree-seeking students during their entering semester through the campus where they initially enroll. The fee will be charged again if a student enrolls in a masters or doctoral program of study. For the USC Columbia campus, a portion of the fee is allocated to Arts & Sciences for new student placement testing.
17) Capstone Scholar fee is payable in student's first and second year of the program.
18) The optional athletic event fee includes per semester athletics activity charge and the athletics bond charge. For the student to elect the fee, the undergraduate student is required to have a minimum of six credit hours and graduate student is required to have one credit hour. Students participating in university-approved internships, practicums, co-ops or z-status as part of their academic program of study are eligible to pay the optional athletic fee during the semester of participation as long as they meet the one-credit hour minimum.
19) Insurance charge as required for undergraduate students (6 hours or more), graduate students (9 hours or more), graduate assistants, and international students; proof of insurance is required to be eligible for the exemption of this coverage. Other students, not required to provide proof of insurance, may opt into the third-party program.
20) Mandatory Study Abroad Insurance is based on a \$360 academic year rate that is pro-rated for length of time the student spends abroad.
21) Dual Enrollment Courses - USC Columbia, USC Aiken, USC Beaufort and USC Upstate may waive the dual enrollment charge or charge less than the \$66 per credit hour rate with 4% fee waiver capacity for resident students. This rate applies to full and part time students regardless of status. The \$66 per credit hour rate is a minimum. The course charge may not exceed the resident credit hour tuition for each USC Campus.
22) Reinstatement Fee is assessed to students who have been dropped from their classes due to nonpayment and wish to be re-enrolled in classes for the same term. This fee is assessed per occurrence.
23) Certified Teacher Rate is \$511.75 for resident students per hour for the Columbia campuses. This rate is a 10% reduction to the regular resident graduate rate. The rate is \$608.25 for nonresident students per hour for the Columbia campus (50% of Nonresident Graduate rate). The Certified Teacher Rate for Aiken and Upstate is \$360 for resident students per hour and \$410.50 for nonresident students per hour. The Certified Teacher rate applies to regular graduate courses only and not to any program with a separate program or credit hour fee. Fee applies to part time students only.
24) Supervisory Teacher Rate is \$5 per credit hour for non-Columbia campuses and \$50 per credit hour for Columbia campus.
25) Professional Development contract courses ranging from \$4,000 to \$12,000 per course based on maximum of 25 students; additional students beyond 25 may enroll for a fee prorated from the base fee. The Chief Financial Officer must approve contract Course amounts in advance.
26) Any special course fees to cover materials, travel, or other special costs above normal tuition must be approved in advance by the Provost. Special OSP courses assessed at Board mandated fee rate. Students must pay all fees directly to the University of South Carolina. The Chief Financial Officer must specifically approve any exceptions in advance.
27) Nonresident students in study abroad programs are eligible for an in-state tuition waiver as provided in the South Carolina Code of Laws 59-112-70. All specially priced courses for Global Classrooms must be approved in advance by the Provost and the Chief Financial Officer (CFO).
28) The High School Drama Conservatory is a three-week immersive theatre experience. The residential student is housed in a University dormitory, night and weekend activities and all meals are provided.
29) Students paying program specific fees for professional or graduate programs will be assessed an additional per credit hour charge for hours outside of the program.
30) Joint JD/Moore School of Business programs will be assessed MSB Master's program fees on a pro-rata basis for all MSB courses required for the MSB program commensurate with the Joint JD/MSB program. Fees will be assessed each term in accordance with total program fee and payment schedule outlined in the DMSB schedule of fee payments, regardless of whether a DMSB course is taken in given term.
31) Moore School of Business requires additional \$50 application fee for graduate students. Applicants required to pay \$50 graduate school application and \$50 Moore School of Business application fee.
32) Non Refundable Confirmation fee for all Moore School Graduate Master's Degree programs (part-time & full-time).

UNIVERSITY OF SOUTH CAROLINA FEE SCHEDULE 2017-18 TO 2018-19

33) Fees assessed on total program fee basis except for the Professional Master of Business Administration degree program (PMBA), Professional Master of Business Administration for Banking, Master of Arts in Economics (MAEC), Master of Accountancy (MACC), and Master of International Business Program (MIB) which are assessed on the per credit hour basis.
34) This rate is for active duty military in the Master of Business Administration – One Year Program.
35) This rate is for the Master of Business Administration – One Year Program Department of Defense Comptrollership concentration that are active duty and civilian DOD employees.
36) Nonrefundable Confirmation fee for all Moore School PhD programs.
37) DMSB Enrichment Fees applies to all Undergraduate students in the Moore School of business including freshmen, sophomores, juniors and seniors. This fee is assessed in Fall and Spring semesters. Part time students are assessed the per credit hour rate.
38) Undergraduate childhood/elementary and middle level clinical fee may be waived for repeat at the discretion of the College of Education.
39) All students seeking initial or advanced licensure within the College of Education or other colleges pay the Certification fee. The fee is assessed during the final student teaching/internship course.
40) All student fees are paid to the University of South Carolina and not to external agencies, unless explicitly noted. Any laboratory fee must be billed through the University and separate arrangements for facility usage must be arranged between the academic unit and the facility.
41) Carolina LIFE Program is a program managed under the College of Education which focuses on offering a college experience to individuals with intellectual and cognitive disabilities that might otherwise not experience a college life. Participants are non-degree seeking special needs students who enroll in a total of 15 credit hours per semester – which are a combination of both Carolina LIFE - Life Skills credits and University course credits.
42) Carolina LIFE housing fees per semester include the estimated cost of resident mentors per program participant. Actual bedroom billing may fluctuate based on number of actual program participants. The non-refundable confirmation deposit is credited and applied to the room rental charge.
43) These per credit hour fees are in addition to the applicable Graduate tuition and fees.
44) Through an agreement with Shorelight Education, LLC, non-degree students participating in an International Accelerator Program will pay USC-Columbia tuition and fees to receive services as outlined in the agreement and consistent with the rates for enrolled students included in this fee schedule.
45) Health Professions charges apply to Public Health, Nursing, Physician Assistant, Nurse Anesthesia, Social Work, Doctor of Physical Therapy, Advance MS Athletic Training program.
46) All students in the joint JD/MHA program will pay Law School tuition for years one and two but change to the USC Graduate School rate for year three, then return to the Law School tuition rate for year four of the program.
47) The Law School Admissions Committee may waive the application fee to encourage applications from candidates who will enhance the school's diversity goals or who have strong academic credentials.
48) See Graduate Bulletin for payment schedules of enrichment and matriculation fees. These are designated fees with the revenue allocated to the respective colleges.
49) Students in the USC MLIS Degree Program in other states will pay the South Carolina resident graduate tuition rate plus a cohort fee of \$120 per credit hour.
50) School of Medicine Columbia and Greenville will follow the standard USC Refund Policy noted in the University Policies and Procedures FINA 4.06
51) School of Medicine program fee disclosed a per credit hour rate for refund purposes only. Fees continue to be assessed on total program fee basis.
52) School of Medicine Technology and Infrastructure Fee applicable to all students in the School of Medicine including Graduate Certificate Biomedical Studies, Nurse Anesthesia and Physician Assistant programs.
53) Biomedical students in the MS and doctoral program are charged the regular graduate student rate and not the Health Professions rate.
54) All Physician Assistant/Nurse Anesthesia students will be assessed the following fees: Medical School Technology and Infrastructure, Gross Anatomy, Health Professions.
55) USC Columbia Nursing students, and students at system campuses taking USC Columbia Nursing courses, will pay a third party vendor, First Lab, for background checks and drug screening fees.
56) Pre-Nursing Enrichment Fee applies to all lower division Nursing students. The fee was approved for assessment for USC Columbia and Palmetto College Campuses.
57) Pre-Pharmacy - same as regular undergraduate charges for 66 credit hours.
58) South Carolina College of Pharmacy, merged program with the Medical University of South Carolina.
59) All SCCP students retaking a course during the summer terms are required to pay the per credit hour rate for the repeated course in addition to the regular summer program fee.
60) The Arnold School of Public Health participates in the Schools of Public Health Application System (SOPHAS). This system is used to accumulate and verify application data from prospective students nationwide, and verified prospective student data is provided to the school for processing applications to these programs: Environmental Health Sciences: MPH, MS, and PhD; Epidemiology and Biostatistics: MPH, MSPH, DrPH, and PhD; Exercise Science: MPH in Physical Activity and Public Health; and Health Promotion, Education, and Behavior: MPH, MSPH, DrPH, and PhD; Health Services Policy and Management: MHA, MPH, DrPH, PhD; Academic Affairs: MPH in General Public Health. The cost of \$115 per application is charged directly to the students by SOPHAS and is not reflected in the University's fee schedule. Applicants for these programs also pay the \$50 Graduate school application to the University of South Carolina General Fund.
61) Arnold School of Public Health –Students are also pay the Health Professions Fee. This rate applies only to students who are currently enrolled as of Summer 2016.
62) Arnold School of Public Health – Doctor of Physical Therapy (DPT) – Tuition rate was approved for assessment beginning Fall 2016 to apply to all new students admitted to the DPT program who begin matriculating after Summer 2016 semester. Currently enrolled students as of Summer 2016 will be exempt from this rate and be assessed the rate notated as Currently Enrolled students. Students also pay the Health Professions fee.
63) Seat Confirmation Fee for Communication Sciences and Disorders - One-time fee applied toward student's tuition.
64) Korean MSW Program - Social Work - The full time rate is for the complete program of 60 credit hours. Students are assessed tuition per credit hour.
65) USC Columbia Housing - Housing contract cancellation and fines and damages. Please refer to University Housing for details on cancellation dates and charges and all fines and damage charges. Housing charges a \$100 deposit for room confirmation. This deposit is applied to the Fall room charge.
66) USC Columbia Housing - Students living in Maxcy, Preston, Green Quad, Rhodos, and Galen Health Sciences living-learning communities will be assessed the enrichment fee in addition to the Educational/RHA Fee.
67) University Libraries - Please refer to full schedule of fees and fines for University Libraries available on the USC website.
68) Continuing Education - Please refer to full schedule of fees for Continuing Education programs available on the USC website.
69) Post Office: Postal Service Rates are determined by the U. S. Postal Services and will change based on their schedule. Post Office Box Rates for Resident Students are non-refundable beginning the first day of class each term. Box fees are only removed from student account upon cancellation of residence hall contract for current term due to non-enrollment. Off Campus Students box fees are non-refundable once the mailbox is assigned.
70) Minimum Meal plan for Bates House, Preston Residence Halls, Gamecock Gateway Students. Upperclassmen are defined as not being a first year student.
71) Preston Meal Plan – special Meal Service will be \$300 additional.
72) USC Columbia Parking - Please refer to full schedule of fees and fines for parking available on the USC Parking website.
73) Innovista Garages are owned by the USC Foundations and therefore USC Board of Trustees does not set rates for these garages.
74) USC Aiken - Any special course fees to cover materials, travel, or other special costs above normal tuition must be approved in advance by the Chancellor for USC Aiken in consultation with the system Chief Financial Officer. Special OSP courses assessed at board mandated fee rate. All fees must be paid by students directly to the University of South Carolina. The Executive Vice Chancellor and Chief Financial Officer for USC Aiken must specifically approve any exceptions in advance in consultation with the system Chief Financial Officer.

UNIVERSITY OF SOUTH CAROLINA FEE SCHEDULE 2017-18 TO 2018-19

75) USC Aiken resident rate applies to students who are legal residents of Richmond and Columbia counties of Georgia as provided in SC Code of Laws 59-112-110.
76) USC Comprehensive campuses nonresident scholarship rate is 75% of the campus nonresident tuition. Each campus establishes specific criteria for scholarship award.
77) USC Aiken applies scholarship rates to UG students only. Reduction in tuition, is as provided by the Code of Laws 59-117-70. Athletic NR Scholarship rate may not apply to all scholarship student-athletes. Specific criteria determined by the campus.
78) USC Aiken - Pacer Pathway deposit of \$300.00 (non-refundable) credited to the student account and applied against semester fees. \$1000.00 program fee per semester. The Pacer Pathway program is a one-year residential program offered jointly by the University of South Carolina Aiken and the University of South Carolina Union. Designed for a select group of freshmen, the Pacer Pathway program is an academic transfer program available by invitation only.
79) USC Aiken - Reduced application fee for students who qualify for College Board/ACT fee waiver only.
80) USC Aiken - Offers a limited number of housing grants to assist in the recruitment of students. These grants are generally offered on a one-time basis and may be valued up to the annual full-cost of housing. The number of housing grants is based upon USC Aiken's historical vacancy percentage in housing and is intended to take advantage of under-utilized capacity. Special consideration is made by the Office of Admissions when offering these grants to minimize the possibility of adverse financial impact upon the housing operation. Recipients of these grants who are nonresidents do not receive out-of-state fee waivers unless they receive other institutional scholarships that would qualify the recipient for such a waiver.
81) USC Beaufort - Any special course fees to cover materials, travel, or other special costs above normal tuition must be approved in advance by the Chancellor for USC Beaufort in consultation with the system Chief Financial Officer. Special OSP courses assessed at board mandated fee rate. Students must pay all fees directly to the University of South Carolina Beaufort. The Executive Vice Chancellor and Chief Financial Officer for USC Beaufort must specifically approve any exceptions in advance in consultation with the system Chief Financial Officer.
82) USC Beaufort resident rate applies to students who are legal residents of Chatham, Effingham and Bryan counties of GA as provided in SC Code of Laws 59-112-20-E.
83) USC Beaufort applies scholarship rates to UG students only. Reduction in tuition, as provided in SC Code of Laws 59-112-70. Athletic NR Scholarship rate may not apply to all scholarship student-athletes. Specific criteria determined by the campus.
84) Business Degree Completion Rate is a per calendar year rate for a three-year cohort group. The cohort rate is calculated to equal 75% of the preceding fall rate based on a three-year calculation of regular tuition, technology and public safety fees. Cohort rate does not include fees for courses, such as lab fees, matriculation fees, meal plan, etc. Courses taken outside of the cohort program are charged at regular USCB tuition and fee rates.
85) USC Beaufort - Sand Shark Scholars deposit of \$300 credited to student account and applied against semester fee. \$1,000 program fee per semester. The Sand Shark Scholars Program is a one-year residential program offered jointly by the University of South Carolina Beaufort and the University of South Carolina Salkehatchie. Designed for a select group of freshmen, the Sand Shark Scholars Program is an academic transfer program available by invitation only.
86) USC Beaufort – Application fees may be waived for new applicants to USCB for the following reasons: Financial hardship, SAT and ACT fee waivers and to strategically address recruitment efforts identified annually through the enrollment management planning process. Application fee waiver request must be submitted in writing from the applicant or guidance counselor or receive a fee waiver for the SAT or ACT.
87) USC Beaufort Enrollment Deposit will be credited towards the student account and applied to the semester bill.
88) USC Beaufort housing and meal plans are outsourced through the Beaufort - Jasper Higher Education Commission. USC Beaufort collects room fees for distribution to the Commission based on an agreement. For USC Beaufort Housing Contract cancellation, fines, and damages please refer to USC Beaufort Housing contract and/or website for details on cancellation dates, charges, fines, and damage charges. Information will be updated annually.
89) USC Beaufort - All non-freshmen students residing in on-campus student housing will be required to purchase a 10 meal per week plan. All freshman students residing in on-campus housing will be required to purchase a 17 Meal per week plan. Beginning Fall 2016, the 17 meal plan requirement was approved.
90) USC Beaufort – All full time students who are not residing on campus will be required to purchase a 30 block per semester meal plan. A full time student is classified as a student taking 12 or more credit hours of instruction per semester.
91) USC Upstate - Refer to USC Upstate website for list of parking and traffic violations schedule of fees and fines.
92) USC Upstate - Any special course fees to cover materials, travel, or other special costs above normal tuition must be approved in advance by the Chancellor for USC Upstate in consultation with the system Chief Financial Officer. Special OSP courses assessed at board mandated fee rate. Students must pay all fees directly to the University of South Carolina Upstate. The Executive Vice Chancellor and Chief Financial Officer for USC Upstate must specifically approve any exceptions in advance in consultation with the system Chief Financial Officer.
93) USC Upstate applies scholarship rates to UG students only. Reduction in tuition, as provided in SC Code of Laws 59-112-70. Athletic NR Scholarship rate may not apply to all scholarship student-athletes. Specific criteria determined by the campus.
94) USC Upstate - International Partner University Students - Degree Completion Program - This rate is inclusive of all course and program fees incurred by student. This rate does not include technology fee, security fee, health fee, housing, meal plans or student health insurance. This rate applies to all international universities sending students in 2+2, dual degree, or 1+2+1 programs. International program rate is applicable only to programs approved by the Board of Trustees.
95) USC Upstate - Additional course fees are in addition to regular student tuition.
96) USC Upstate Application fees will be waived for the following students who are currently enrolled in high school and are applying for freshman admission to the Upstate campus: Students with an SAT total of 1300 or above or ACT composite of 29 or above; Students who submit Educational Testing Service fee waiver forms for students from SC; Upstate Junior Scholars (applies only to semester immediately following high school graduation), Scholars Academy, Off-campus Dual Enrollment, Upward Bound students or those who demonstrate other documented need. Application fees are waived for the following applicants, regardless of degree status or school enrollment: full-time, permanent USC Upstate faculty and staff (including retired), their spouses and dependents; ROTC staff (eligible for USC Faculty/Staff Tuition Assistance).
97) USC Upstate Housing - Contract cancellation, fines and damages - please refer to USC Upstate Housing website and/or Housing application for details on cancellation dates, charges, fines and damage charges. Information will update annually. All new full-time freshmen under the age of 20 are required to live on campus unless they reside in the local area with their parents. Advance room fees are refundable after June 1st within 10 days of submitting housing application.
98) USC Upstate - Minimum mandatory meal plan for students in campus housing. Palmetto and Magnolia House residents – Unlimited CLC dining plan; Palmetto Villa residents - option of Villa or Freedom meal plan.
99) USC Upstate - Minimum mandatory meal plan for nonresidential students enrolled on the Spartanburg campus, including the JCBE building. Exclusion for Online courses.
100) USC Upstate - Athletic Insurance Fee is a range depending on individual athlete experience.
101) Students attending any class in whole or part on the main campus or at the George Dean Johnson School of Business are required to pay the health fee. Clinical fee charges are posted on the Health Services web page.
102) USC Upstate - SLED background check charge may be required for certain University courses.
103) Palmetto College Degree Completion Programs are online degree programs offered by USC campuses in Aiken, Beaufort, Columbia and Upstate. See http://www.sc.edu/study/academic_overview/online_education/degree_completion/degreeprograms/index.php for list of degrees offered at this rate.
104) Palmetto College Campuses – Application fees may be waived for new applicants to Palmetto College Campuses (Lancaster, Salkehatchie, Sumter, Union) for College application days, financial hardship or to strategically address recruitment efforts identified annually through the enrollment management planning process.
105) Dual Enrollment Courses – Dual Enrollment Rate will be equal to the current LTAP rate per credit hour or \$95 per credit hour. If LTAP rate changes mid-year, USC Palmetto College rate may change to be the same rate. USC Palmetto College campuses may waive the dual enrollment charge or charge less than the approved rate with 4% fee waiver capacity for resident students. This rate applies to full and part time students regardless of status. This rate is subject to the availability of Lottery Tuition Assistance funds for those students who qualify. The course charge may not exceed the resident credit hour tuition for each USC Campus.
106) USC Lancaster - Students enrolled in Applied Technical Nursing program in cooperation with York Technical College are exempt from over 75 hour course charge.
107) The Athletic 21 meal plan will be assessed to all student-athletes with enough scholarship money to cover the cost of the meal plan. Certain student-athletes (depending on their sport) will also be required to utilize the Athletic 21 meal plan regardless of athletic scholarship status. Non-scholarship student-athletes may opt in by notifying Athletics. All first year students will still be assigned the minimum meal plan required by Aramark and will not be charged or allowed to opt in to the Athletics 21 meal plan. The Athletics 21 meal plan will be operated by the Athletic department in conjunction with the Carolina Card Office.

**UNIVERSITY OF SOUTH CAROLINA
DISTRIBUTION OF TUITION PER SEMESTER
CURRENT 2017-18 COMPARED TO PROPOSED 2018-19**

STUDENT/RESIDENCY STATUS	CURRENT 2017-18	\$ CHANGE	PROPOSED 2018-19
Columbia - Undergraduate			
Resident Undergraduate Tuition:			
Educational and General	5,061.50	165.00	5,226.50
Institution Bond	319.50	0.00	319.50
Athletic Bond	-	0.00	-
Transportation Fee	28.00	0.00	28.00
Wellness Center	105.00	0.00	105.00
Renovation Reserve	40.00	0.00	40.00
Student Health	184.00	6.00	190.00
Computer Fee	40.00	0.00	40.00
Campus Activity	87.00	0.00	87.00
Student Union	10.00	5.00	15.00
Student Recreation	4.00	1.00	5.00
Athletic Activity	52.00	0.00	52.00
Total Tuition	5,931.00	177.00	6,108.00
Non-resident Undergraduate Tuition:			
Educational and General	14,615.50	456.00	15,071.50
Institution Bond	734.50	0.00	734.50
Athletic Bond	81.00	0.00	81.00
Transportation Fee	28.00	0.00	28.00
Wellness Center	105.00	0.00	105.00
Renovation Reserve	40.00	0.00	40.00
Student Health	184.00	6.00	190.00
Computer Fee	40.00	0.00	40.00
Campus Activity	87.00	0.00	87.00
Student Union	10.00	5.00	15.00
Student Recreation	4.00	1.00	5.00
Athletic Activity	52.00	0.00	52.00
Total Tuition	15,981.00	468.00	16,449.00

Total tuition does not include required campus technology fees

**UNIVERSITY OF SOUTH CAROLINA
DISTRIBUTION OF TUITION PER SEMESTER
CURRENT 2017-18 COMPARED TO PROPOSED 2018-19**

STUDENT/RESIDENCY STATUS	CURRENT 2017-18	\$ CHANGE	PROPOSED 2018-19
Columbia - Graduate			
Resident Graduate Tuition:			
Educational and General	5,757.50	186.00	5,943.50
Institution Bond	319.50	0.00	319.50
Athletic Bond	-	0.00	-
Transportation Fee	28.00	0.00	28.00
Wellness Center	105.00	0.00	105.00
Renovation Reserve	40.00	0.00	40.00
Student Health	184.00	6.00	190.00
Computer Fee	40.00	0.00	40.00
Campus Activity	87.00	0.00	87.00
Student Union	10.00	5.00	15.00
Student Recreation	4.00	1.00	5.00
Athletic Activity	52.00	0.00	52.00
Total Tuition	6,627.00	198.00	6,825.00
Non-resident Graduate Tuition:			
Educational and General	13,201.50	402.00	13,603.50
Institution Bond	351.50	0.00	351.50
Athletic Bond	81.00	0.00	81.00
Transportation Fee	28.00	0.00	28.00
Wellness Center	105.00	0.00	105.00
Renovation Reserve	40.00	0.00	40.00
Student Health	184.00	6.00	190.00
Computer Fee	40.00	0.00	40.00
Campus Activity	87.00	0.00	87.00
Student Union	10.00	5.00	15.00
Student Recreation	4.00	1.00	5.00
Athletic Activity	52.00	0.00	52.00
Total Tuition	14,184.00	414.00	14,598.00

Total tuition does not include required campus technology fees

**UNIVERSITY OF SOUTH CAROLINA
DISTRIBUTION OF TUITION PER SEMESTER
CURRENT 2017-18 COMPARED TO PROPOSED 2018-19**

STUDENT/RESIDENCY STATUS	CURRENT 2017-18	\$ CHANGE	PROPOSED 2018-19
Columbia - Law			
Resident Law School Tuition:			
Educational and General	11,858.00	363.00	12,221.00
Institution Bond	319.50	0.00	319.50
Athletic Bond	-	0.00	-
Transportation Fee	28.00	0.00	28.00
Wellness Center	105.00	0.00	105.00
Renovation Reserve	40.00	0.00	40.00
Student Health	184.00	6.00	190.00
Computer Fee	40.00	0.00	40.00
Campus Activity	87.00	0.00	87.00
Student Union	10.00	5.00	15.00
Student Recreation	4.00	1.00	5.00
Athletic Activity	52.00	0.00	52.00
Law Review	1.50	0.00	1.50
Total Tuition	12,729.00	375.00	13,104.00
Non-resident Law School Tuition:			
Educational and General	23,458.00	714.00	24,172.00
Institution Bond	734.50	0.00	734.50
Athletic Bond	81.00	0.00	81.00
Transportation Fee	28.00	0.00	28.00
Wellness Center	105.00	0.00	105.00
Renovation Reserve	40.00	0.00	40.00
Student Health	184.00	6.00	190.00
Computer Fee	40.00	0.00	40.00
Campus Activity	87.00	0.00	87.00
Student Union	10.00	5.00	15.00
Student Recreation	4.00	1.00	5.00
Athletic Activity	52.00	0.00	52.00
Law Review	1.50	0.00	1.50
Total Tuition	24,825.00	726.00	25,551.00

Total tuition does not include required campus technology fees

**UNIVERSITY OF SOUTH CAROLINA
DISTRIBUTION OF TUITION PER SEMESTER
CURRENT 2017-18 COMPARED TO PROPOSED 2018-19**

STUDENT/RESIDENCY STATUS	CURRENT 2017-18	\$ CHANGE	PROPOSED 2018-19
Columbia - Medicine			
Resident Med Tuition:			
Educational and General	18,889.50	606.00	19,495.50
Institution Bond - SOM	1,090.00	0.00	1,090.00
Wellness Center	105.00	0.00	105.00
Renovation Reserve - SOM	22.50	0.00	22.50
Student Health	184.00	6.00	190.00
Campus Activity	87.00	0.00	87.00
Athletic Activity	52.00	0.00	52.00
Total Tuition	20,430.00	612.00	21,042.00
Non-resident Med Tuition:			
Educational and General	40,953.50	(6.00)	40,947.50
Institution Bond - SOM	2,090.00	0.00	2,090.00
Wellness Center	105.00	0.00	105.00
Athletic Bond	81.00	0.00	81.00
Renovation Reserve - SOM	22.50	0.00	22.50
Student Health	184.00	6.00	190.00
Campus Activity	87.00	0.00	87.00
Athletic Activity	52.00	0.00	52.00
Total Tuition	43,575.00	0.00	43,575.00
Greenville - Medicine			
Resident Med Tuition:			
Educational and General	19,979.50	606.00	20,585.50
Wellness Center	105.00	0.00	105.00
Renovation Reserve - SOMG	22.50	0.00	22.50
Student Health	184.00	6.00	190.00
Campus Activity	87.00	0.00	87.00
Athletic Activity	52.00	0.00	52.00
Total Tuition	20,430.00	612.00	21,042.00
Non-resident Med Tuition:			
Educational and General	43,043.50	(6.00)	43,037.50
Wellness Center	105.00	0.00	105.00
Athletic Bond	81.00	0.00	81.00
Renovation Reserve - SOMG	22.50	0.00	22.50
Student Health	184.00	6.00	190.00
Campus Activity	87.00	0.00	87.00
Athletic Activity	52.00	0.00	52.00
Total Tuition	43,575.00	0.00	43,575.00

Total tuition does not include required campus technology fees

**UNIVERSITY OF SOUTH CAROLINA
DISTRIBUTION OF TUITION PER SEMESTER
CURRENT 2017-18 COMPARED TO PROPOSED 2018-19**

STUDENT/RESIDENCY STATUS	CURRENT 2017-18	\$ CHANGE	PROPOSED 2018-19
USC Aiken			
Resident Undergraduate Tuition:			
Educational and General	4,522.00	117.00	4,639.00
Institution Bond	241.00	0.00	241.00
Campus Activity	32.00	0.00	32.00
Student Health	32.00	0.00	32.00
Campus Media	5.00	0.00	5.00
Renovation Reserve	12.00	0.00	12.00
Athletic Activity	238.00	0.00	238.00
Total Tuition	5,082.00	117.00	5,199.00
Non-resident Undergraduate Tuition:			
Educational and General	9,622.00	246.00	9,868.00
Institution Bond	241.00	0.00	241.00
Campus Activity	32.00	0.00	32.00
Student Health	32.00	0.00	32.00
Campus Media	5.00	0.00	5.00
Renovation Reserve	12.00	0.00	12.00
Athletic Activity	238.00	0.00	238.00
Total Tuition	10,182.00	246.00	10,428.00
USC Beaufort			
Resident Undergraduate Tuition:			
Educational and General	4,495.00	129.00	4,624.00
Institution Bond	89.00	0.00	89.00
Renovation Reserve	47.00	0.00	47.00
Campus Activity	111.00	0.00	111.00
Athletic Activity	301.00	0.00	301.00
Total Tuition	5,043.00	129.00	5,172.00
Non-resident Undergraduate Tuition:			
Educational and General	9,883.00	264.00	10,147.00
Institution Bond	89.00	0.00	89.00
Renovation Reserve	47.00	0.00	47.00
Campus Activity	111.00	0.00	111.00
Athletic Activity	301.00	0.00	301.00
Total Tuition	10,431.00	264.00	10,695.00

Total tuition does not include required campus technology fees

**UNIVERSITY OF SOUTH CAROLINA
DISTRIBUTION OF TUITION PER SEMESTER
CURRENT 2017-18 COMPARED TO PROPOSED 2018-19**

STUDENT/RESIDENCY STATUS	CURRENT 2017-18	\$ CHANGE	PROPOSED 2018-19
USC Upstate			
Resident Undergraduate Tuition:			
Educational and General	4,521.00	84.00	4,605.00
Institution Bond	295.00	0.00	295.00
Renovation Reserve	85.00	0.00	85.00
Campus Activity	144.00	0.00	144.00
Athletic Activity	475.00	0.00	475.00
Total Tuition	5,520.00	84.00	5,604.00
Non-resident Undergraduate Tuition:			
Educational and General	10,185.00	171.00	10,356.00
Institution Bond	295.00	0.00	295.00
Renovation Reserve	85.00	0.00	85.00
Campus Activity	144.00	0.00	144.00
Athletic Activity	475.00	0.00	475.00
Total Tuition	11,184.00	171.00	11,355.00
USC Lancaster			
Resident Undergraduate Tuition:			
Educational and General	3,155.50	110.00	3,265.50
Renovation Reserve	48.50	0.00	48.50
Campus Activity	40.00	0.00	40.00
Athletic Activity	180.00	(5.00)	175.00
Gregory Wellness Center	50.00	0.00	50.00
Total Tuition	3,474.00	105.00	3,579.00
Non-resident Undergraduate Tuition:			
Educational and General	8,345.50	260.00	8,605.50
Renovation Reserve	48.50	0.00	48.50
Campus Activity	40.00	0.00	40.00
Athletic Activity	180.00	(5.00)	175.00
Gregory Wellness Center	50.00	0.00	50.00
Total Tuition	8,664.00	255.00	8,919.00

Total tuition does not include required campus technology fees

**UNIVERSITY OF SOUTH CAROLINA
DISTRIBUTION OF TUITION PER SEMESTER
CURRENT 2017-18 COMPARED TO PROPOSED 2018-19**

STUDENT/RESIDENCY STATUS	CURRENT 2017-18	\$ CHANGE	PROPOSED 2018-19
USC Salkehatchie			
Resident Undergraduate Tuition:			
Educational and General	3,384.00	88.00	3,472.00
Renovation Reserve	32.00	2.00	34.00
Campus Activity	3.00	5.00	8.00
Athletic Activity	50.00	10.00	60.00
Student Govt Activities	5.00	0.00	5.00
Total Tuition	3,474.00	105.00	3,579.00
Non-resident Undergraduate Tuition:			
Educational and General	8,574.00	238.00	8,812.00
Renovation Reserve	32.00	2.00	34.00
Campus Activity	3.00	5.00	8.00
Athletic Activity	50.00	10.00	60.00
Student Govt Activities	5.00	0.00	5.00
Total Tuition	8,664.00	255.00	8,919.00
USC Sumter			
Resident Undergraduate Tuition:			
Educational and General	3,248.00	105.00	3,353.00
Renovation Reserve	40.00	0.00	40.00
Athletic Activity	140.00	0.00	140.00
Campus Activity	46.00	0.00	46.00
Total Tuition	3,474.00	105.00	3,579.00
Non-resident Undergraduate Tuition:			
Educational and General	8,438.00	255.00	8,693.00
Renovation Reserve	40.00	0.00	40.00
Athletic Activity	140.00	0.00	140.00
Campus Activity	46.00	0.00	46.00
Total Tuition	8,664.00	255.00	8,919.00
USC Union			
Resident Undergraduate Tuition:			
Educational and General	3,249.00	95.00	3,344.00
Renovation Reserve	50.00	0.00	50.00
Campus Activity	175.00	10.00	185.00
Total Tuition	3,474.00	105.00	3,579.00
Non-resident Undergraduate Tuition:			
Educational and General	8,439.00	245.00	8,684.00
Renovation Reserve	50.00	0.00	50.00
Campus Activity	175.00	10.00	185.00
Total Tuition	8,664.00	255.00	8,919.00

Total tuition does not include required campus technology fees

**UNIVERSITY OF SOUTH CAROLINA
DISTRIBUTION OF TUITION PER SEMESTER
CURRENT 2017-18 COMPARED TO PROPOSED 2018-19**

STUDENT/RESIDENCY STATUS	CURRENT 2017-18	\$ CHANGE	PROPOSED 2018-19
USC Regional Palmetto Colleges - Palmetto Program Courses			
Resident Undergraduate Tuition:			
Educational and General	3,260.50	105.00	3,365.50
Renovation Reserve	33.50	0.00	33.50
Campus Activity	30.00	0.00	30.00
Palmetto Program Fee	150.00	0.00	150.00
Total Tuition	3,474.00	105.00	3,579.00
Non-resident Undergraduate Tuition:			
Educational and General	8,450.50	255.00	8,705.50
Renovation Reserve	33.50	0.00	33.50
Campus Activity	30.00	0.00	30.00
Palmetto Program Fee	150.00	0.00	150.00
Total Tuition	8,664.00	255.00	8,919.00

Palmetto College - Columbia			
Resident Undergraduate Tuition:			
Educational and General	4,782.00	117.00	4,899.00
Institution Bond	240.00	0.00	240.00
Renovation Reserve	20.00	0.00	20.00
Student Services	40.00	0.00	40.00
Total Tuition	5,082.00	117.00	5,199.00
Non-resident Undergraduate Tuition:			
Educational and General	9,882.00	246.00	10,128.00
Institution Bond	240.00	0.00	240.00
Renovation Reserve	20.00	0.00	20.00
Student Services	40.00	0.00	40.00
Total Tuition	10,182.00	246.00	10,428.00

Total tuition does not include required campus technology fees

**UNIVERSITY OF SOUTH CAROLINA
DISTRIBUTION OF TUITION PER SEMESTER
CURRENT 2017-18 COMPARED TO PROPOSED 2018-19**

STUDENT/RESIDENCY STATUS	CURRENT 2017-18	\$ CHANGE	PROPOSED 2018-19
Palmetto College - Aiken			
Resident Undergraduate Tuition:			
Educational and General	4,782.00	117.00	4,899.00
Institution Bond	228.00	0.00	228.00
Renovation Reserve	12.00	0.00	12.00
Student Services	60.00	0.00	60.00
Total Tuition	5,082.00	117.00	5,199.00
Non-resident Undergraduate Tuition:			
Educational and General	9,882.00	246.00	10,128.00
Institution Bond	228.00	0.00	228.00
Renovation Reserve	12.00	0.00	12.00
Student Services	60.00	0.00	60.00
Total Tuition	10,182.00	246.00	10,428.00
Palmetto College - Beaufort			
Resident Undergraduate Tuition:			
Educational and General	4,782.00	117.00	4,899.00
Institution Bond	63.00	0.00	63.00
Renovation Reserve	222.00	0.00	222.00
Student Services	15.00	0.00	15.00
Total Tuition	5,082.00	117.00	5,199.00
Non-resident Undergraduate Tuition:			
Educational and General	9,882.00	246.00	10,128.00
Institution Bond	63.00	0.00	63.00
Renovation Reserve	222.00	0.00	222.00
Student Services	15.00	0.00	15.00
Total Tuition	10,182.00	246.00	10,428.00
Palmetto College - Upstate			
Resident Undergraduate Tuition:			
Educational and General	4,782.00	117.00	4,899.00
Institution Bond	165.00	0.00	165.00
Renovation Reserve	95.00	0.00	95.00
Student Services	40.00	0.00	40.00
Total Tuition	5,082.00	117.00	5,199.00
Non-resident Undergraduate Tuition:			
Educational and General	9,882.00	246.00	10,128.00
Institution Bond	165.00	0.00	165.00
Renovation Reserve	95.00	0.00	95.00
Student Services	40.00	0.00	40.00
Total Tuition	10,182.00	246.00	10,428.00

Total tuition does not include required campus technology fees

**ANNUAL UNDERGRADUATE TUITION AND REQUIRED FEES COMPARISON
SOUTH CAROLINA PUBLIC HIGHER EDUCATION INSTITUTIONS
ACADEMIC YEARS 2016-17, 2017-18 AND 2018-19**

INSTITUTIONS	2016-17		2017-18		2018-19			
	Resident	Non-Resident	Resident	Non-Resident	Resident	Non-Resident		
RESEARCH INSTITUTIONS								
USC Columbia	\$11,854	\$31,282	\$12,262	\$32,362	\$12,616	\$33,298		
Clemson University	14,318	34,200	14,712	35,654	NOT AVAILABLE			
Medical University of S.C.	14,118	19,831	13,917	18,934				
TEACHING INSTITUTIONS								
USC Aiken	10,146	20,052	10,452	20,652	10,710	21,168		
USC Beaufort	10,116	20,580	10,422	21,198	10,680	21,726		
USC Upstate	10,996	21,988	11,320	22,648	11,488	22,990		
The Citadel	12,229	33,307	12,626	34,389	NOT AVAILABLE			
College of Charleston	11,386	29,544	11,998	30,386				
Coastal Carolina University	10,876	25,120	11,200	25,872				
Francis Marion University	10,453	20,333	10,842	21,018				
Lander University	11,200	20,300	11,700	21,300				
South Carolina State University	10,420	20,500	10,740	21,120				
Winthrop University	14,510	28,090	14,870	28,786				
REGIONAL PALMETTO COLLEGES								
	7,102	17,134	7,348	17,728			7,558	18,238
TECHNICAL COLLEGES								
Average Technical College	4,151	7,905	4,312	8,176	NOT AVAILABLE			
High Technical College	4,348	11,744	4,700	12,182				
Low Technical College	3,787	6,148	4,108	6,220				

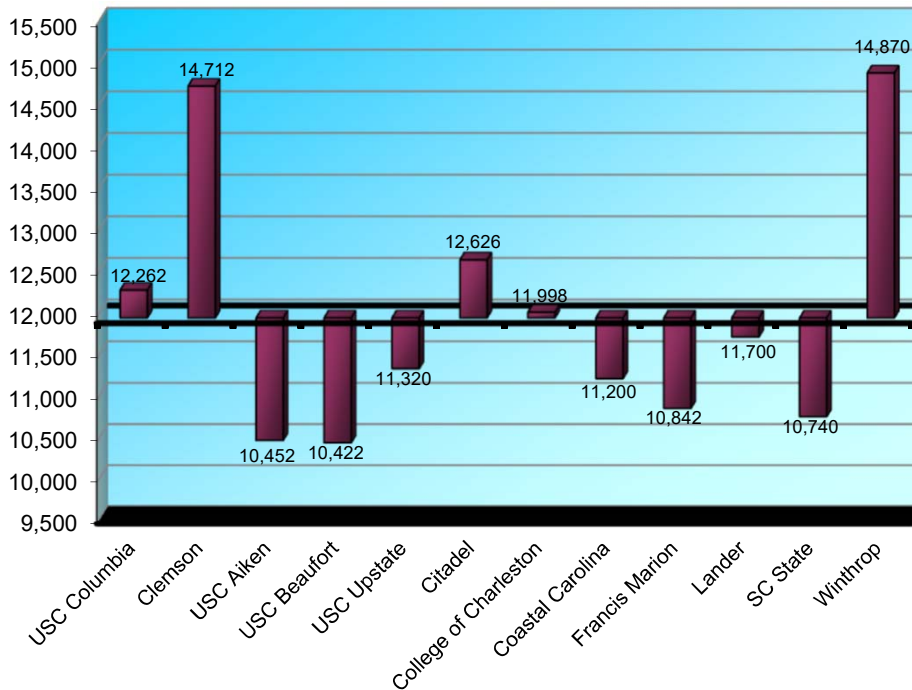
Notes: All tuition and required fees at USC include a technology fee.

FY2017 and FY2018 tuition and required fee information from CHE Website and USC Fee Schedule.

FY2019 for USC from Executive Committee budget proposal to Board of Trustees.

Tuition and required fees for some non-USC institutions are unknown for FY2019. Data will be provided at a later date.

Comparison of 2017-18 Required Tuition and Fees



Average Required Tuition and Fees = \$11,929

UNIVERSITY OF SOUTH CAROLINA

PROPOSED BUDGET for FISCAL YEAR 2018-2019

III. USC COLUMBIA

► USC Columbia

- ❖ Capsule of Performance Data
- ❖ Summary of Budgetary Changes (FY 2018 to FY 2019)
- ❖ Recurring New Funding Recommendations
- ❖ Non-Recurring New Funding Recommendations
- ❖ “A” Fund – FY 2019 Proposed Budget
 - Sources and Uses of Funds
- ❖ General Funds Sources and Uses Summary
- ❖ Statement of Total Current Funds Resources and Uses
- ❖ Statement of Current Unrestricted Funds Resources and Uses
 - FY 2017 Actual Summary
 - FY 2018 Projected Summary
 - FY 2019 Proposed Summary
 - FY 2020 Preliminary Summary
- ❖ Statement of Restricted Funds Resources and Uses
- ❖ Budget Summary of Auxiliary Enterprise Funds

● Athletics	● Housing
● Student Health Services	● Bookstore
● Coliseum and Koger Center	● Parking
● CarolinaCard	● Food Services
● Other Auxiliary Operations	
- ❖ Designated Funds

Table of Contents

I. Budget
Overview

II. Fees

III. USC
Columbia

IV. USC
Medicine

V. Comprehensive
Universities

VI. Palmetto
College

VII. Appendices

**CAPSULE OF PERFORMANCE DATA
USC Columbia**

Fall Enrollment (Majors)	Fall 2016	Fall 2017
Total Students:		
Full-Time	29,771	30,562
Part-Time	4,328	4,169
Total Fall Enrollment	34,099	34,731
Total Students:		
Undergraduate	25,556	26,362
Graduate	6,797	6,556
Professional	1,746	1,813
Total Fall Enrollment	34,099	34,731
Full-Time Equivalent Students:		
Undergraduate	25,331	26,145
Graduate	4,645	4,419
Professionals	1,798	1,862
Total FTE's	31,774	32,426

*FTE - Full-time equivalent students

Degrees Awarded	FY 15-16	FY 16-17
Bachelors	5,416	5,658
Masters	1,628	1,801
Doctorates	317	317
Professional and Other	697	759
Total Degrees	8,058	8,535

Grant Activity	FY 15-16	FY 16-17
Grant Expenditures by Purpose:		
Research	\$ 99,556,703	\$ 104,281,724
Public Service	\$ 31,655,015	\$ 26,836,513
Scholarships	\$ 93,926,644	\$ 93,955,138
Other	\$ 4,379,773	\$ 3,570,560
Total	\$ 229,518,135	\$ 228,643,935

Full-Time Ranked Faculty	Fall 2016	Fall 2017
Professor	476	480
Associate Professor	525	515
Assistant Professor	534	543
Librarian	72	81
Total	1,607	1,619

Colleges and Schools:

Arts and Sciences
 Moore School of Business
 Education
 Engineering and Computing
 Graduate School
 South Carolina Honors College
 Hospitality, Retail and Sport Management
 Law
 Information and Communications
 Medicine
 Music
 Nursing
 South Carolina College of Pharmacy
 Arnold School of Public Health
 Social Work
 Palmetto College

Freshman Class - Fall 2017

Number of Applicants	26,019
Number Admitted	18,811
Number Enrolled	5,838

High School Representation

Number of SC High Schools Represented	242
Number who attended High Schools Out of State	3,006

State Representation

South Carolina	48.47%
North Carolina	8.50%
Maryland	5.73%
Virginia	5.05%
Georgia	5.05%
New Jersey	4.74%
Pennsylvania	3.62%
Massachusetts	2.38%
New York	2.98%
All others	13.47%

General Information

Males	2,616
Females	3,264

Source: Office of Institutional Research, Assessment and Analytics.

USC Columbia-"A" Fund Summary of Budgetary Changes FY 2018 to FY 2019

Sources of Funds for Allocation

State Appropriations

E&G Funding	4,566,081
Estimated Fringe - Retirement and Health	2,170,000

Student Tuition and Enrollment Increase

Student Tuition Increase FY2019 - 2.9% Resident and Non-Resident	11,220,000
Student Enrollment Increase FY2019	1,500,000
Tuition Discounting Change - Athletics	(1,350,000)
Student Enrollment Increase from FY18 - Recurring	6,900,000
Student Enrollment Increase from FY18 - Non-recurring	6,900,000

General and Other Funds

Institutional Capital Project Funds	10,681,372
Indirect Cost Recovery - Quasi Endowment Income	500,000
General Fund Unallocated Balance	<u>5,000,000</u>

Funds Available for FY 2019 Allocation **48,087,453**

Allocation of Funds

Recurring Funding Recommendations

Required Cost Increases	7,232,353
Academic Instruction, Research and Academic Support	12,665,691
Student Affairs	860,000
Service and Administrative Programs	4,022,037
Board Mandated Fees	726,000

Non-Recurring Funding Recommendations

Academic Instruction, Research and Academic Support	4,542,000
Student Affairs	250,000
Service and Administrative Programs	2,108,000
Network and Infrastructure	10,681,372

FY 2019 Allocation of Funds **43,087,453**

Net General Fund Unallocated Carryforward Balance **5,000,000**

"A" Fund Carryforward not budgeted until August 2018, amount not included in FY2019 Expenditure Budget.

USC Columbia - FY2019 Recurring Funding Recommendations

Required Cost Increases	
Fringe Benefits - Retirement and Health Insurance	5,045,000
Scholarship 4% Fee Waiver Increase - In-State Undergraduate	1,117,353
Insurance Reserve - Tort, Property & Casualty	470,000
Graduate Health Subsidy	600,000
Total Required Cost Increases	<u>7,232,353</u>
Strategic Priorities	
Academic Instruction, Research and Academic Support	
Provost's Strategic Initiatives	7,520,691
President's Initiatives	4,295,000
University Libraries - Periodical Inflation	450,000
Military Business Plan	200,000
DoIT - Classroom Support	200,000
Student Affairs - Programs and Services	
Enrollment Management - Admissions Operations	240,000
Enrollment Management - Visitor's Center - Visit Experience	200,000
Recruitment and Retention of Under-represented Minorities	170,000
Graduate Assistant Support	150,000
Financial Aid Loan Management	100,000
Service & Administrative Programs	
Advancement - Development - Campaign Preparation	1,200,000
Advancement - Alumni Contract Increase	150,000
Advancement - Communications - Event Marketing	120,000
Advancement - Communications - UofSC Impact	80,000
Advancement - Communications - Expanding Research and Analysis	80,000
Administration - Facilities - Unfunded Operating Requests	500,000
Administration - Facilities - Mill Operating Funds	350,000
Administration - Law Enforcement and Safety - Staffing	500,000
DoIT - Network and Infrastructure Support	200,000
DoIT - Security & Risk Management - Identity Management Program	200,000
Palmetto College - Safety and Security	105,000
Human Resources - Staff Support and E-Learning Coordinator	207,000
Human Resources - Background Check Support and International	80,000
Legal - Equal Opportunity Employment - Staff	50,000
Audit and Advisory Services - Staff	200,037
Total Strategic Priorities	<u>17,547,728</u>
Board Mandated Fees (Non- "A" Funds)	
Student Health Center	363,000
Student Union	302,500
Student Recreation	60,500
Total Board Mandated Fees	<u>726,000</u>
Total Required Cost Increases, Strategic Priorities and BMF	<u>25,506,081</u>

USC Columbia - FY2019 Non-recurring Funding Recommendations

Strategic Priorities

Academic Instruction, Research and Academic Support

Research Infrastructure	2,000,000
Provost's Strategic Initiatives	1,300,000
President's Initiatives	447,000
Palmetto College - Pathway to USC/ Online Gen Ed	495,000
Palmetto College- Univeristy of Possibilities	300,000

Student Affairs - Programs and Services

Enrollment Management - Admissions Operations	250,000
---	---------

Service & Administrative Programs

Advancement - Communications	750,000
Administration - Facilities - Unfunded Operating Requests	600,000
Administration - Law Enforcement and Safety - Staffing	600,000
Palmetto College - Safety and Security	155,000
Human Resources - New Staff Support	3,000

Special ICPF Project

Network and Infrastructure	<u>10,681,372</u>
----------------------------	-------------------

Total Strategic Priorities 17,581,372

Total Required Cost Increases, Strategic Priorities and BMF 17,581,372

**UNIVERSITY OF SOUTH CAROLINA COLUMBIA
GENERAL FUNDS SOURCES AND USES SUMMARY**

	FY 2018 PROJECTED		FY 2019 PROPOSED	
<u>REVENUE AND FUNDS SOURCES</u>				
STATE APPROPRIATION				
Appropriation - Recurring	111,207,079		114,700,003	
Funding for Fringe Benefits Increases	1,506,386		2,170,000	
Education and General Operating	1,986,538		4,566,081	
Small Business Development Center	791,734		791,734	
Law Library	344,076		344,076	
Palmetto Poison Center	351,763		351,763	
TOTAL APPROPRIATION	116,187,576	15.87%	122,923,657	16.19%
STUDENT FEES				
Student Fee Base - Existing	459,390,216		459,390,216	
Student Fee Base - Unexpected Revenue from Enrollment Growth	6,900,000		6,900,000	
Student Fee Base - Net Adjustment from Projection			(471,239)	
Student Fee Tuition Discounting	121,000,000		130,000,000	
Enrollment Increase (Decrease)			1,500,000	
Tuition Discounting Change - Athletics			(1,350,000)	
Proposed Tuition Increase (Net of \$726,000 BMF adjustments)			10,494,000	
TOTAL STUDENT FEES	587,290,216	80.21%	606,462,977	79.90%
CAMPUS GENERATED AND OTHER				
Grants, Contracts and Gifts	1,416,516		1,511,681	
Net Transfers (Incl. Indirect Cost & \$500,000 from Quasi-Endowment FY19)	14,372,918		16,533,617	
Sales and Service of Educational and Other Sources	12,893,844		11,599,338	
TOTAL CAMPUS GENERATED AND OTHER	28,683,278	3.92%	29,644,636	3.91%
TOTAL REVENUE AND FUNDS SOURCES	732,161,070	100%	759,031,270	100%
	FY 2018 PROJECTED		FY 2019 PROPOSED	
<u>EXPENDITURES AND FUNDS USES</u>				
EXPENDITURE BASE				
FY18 Projected Actual Below FY19 Base Budget	712,712,592		712,712,592	
Unit Base Budget Adjustments	(11,211,166)		12,538,597	
Tuition Discounting Increase			9,000,000	
Fringe Benefits (Amount covered by the State)			2,170,000	
TOTAL EXPENSE CHANGE			736,421,189	
EXPENSE CHANGES - ENROLLMENT, TUITION INCREASE AND REALLOCATION FUNDED - RECURRING				
Provost Strategic Initiatives			7,520,691	33.26%
President's Initiatives			4,295,000	19.00%
Fringe Benefits (Amount NOT covered by the State)			2,875,000	12.72%
4% Fee Waiver - In State Undergraduates			1,117,353	4.94%
Advancement - Development - Campaign Preparation			1,200,000	5.31%
Graduate Health Subsidy			600,000	2.65%
Administration - Facilities - Unfunded Operating Requests			500,000	2.21%
Administration - Law Enforcement and Safety - Staffing			500,000	2.21%
Tort, Property, Casualty			470,000	2.08%
University Libraries - Periodical Inflation			450,000	1.99%
Administration - Facilities - Mill Operating Funds			350,000	1.55%
Enrollment Management - Admissions Operations			240,000	1.06%
Human Resources - Staff Support and E-Learning Coordinator			207,000	0.92%
Audit and Advisory Services - Staff			200,037	0.88%
Military Business Plan			200,000	0.88%
DoIT - Classroom Support			200,000	0.88%
Enrollment Management - Visitor's Center - Visit Experience			200,000	0.88%
DoIT - Network and Infrastructure Support			200,000	0.88%
DoIT - Security & Risk Management - Identity Management Program			200,000	0.88%
Recruitment and Retention of Under-represented Minorities			170,000	0.75%
Graduate Assistant Support			150,000	0.66%
Advancement - Alumni Contract Increase			150,000	0.66%
Advancement - Communications - Event Marketing			120,000	0.53%
Palmetto College - Safety and Security			105,000	0.46%
Financial Aid Loan Management			100,000	0.44%
Advancement - Communications - UofSC Impact			80,000	0.35%
Advancement - Communications - Expanding Research and Analysis			80,000	0.35%
Human Resources - Background Check Support and International			80,000	0.35%
Legal - Equal Opportunity Employment - Staff			50,000	0.22%
TOTAL EXPENSE CHANGE			22,610,081	100%
TOTAL EXPENDITURES AND FUNDS USES	701,501,426		759,031,270	
FY CHANGE IN FUND BALANCE	30,659,644		0	
BEGINNING FUND BALANCE	103,340,356		134,000,000	
ENDING FUND BALANCE	134,000,000		134,000,000	

USES

USC Columbia - A FUNDS (excludes School of Medicine) FY2018 and FY2019 Budget		Personnel	Fringe	Total Personal Services	Miscellaneous Expenditures, Projected Carryforward and Estimated New BOT Allocations	Contractual Services	Supplies	Fixed Costs (excl. Fringe)	Equipment and Library Books; Plant & Other	IT's	Expenditure Sub- Total	FY2019 Projected Adjusted Budget
ACADEMIC UNITS												
20	Summer, Evening & Non-Degree Programs	3,557,454	455,905	4,013,359	1,253,615	9,000	8,500	2,700	0	0	1,273,815	5,287,174
25	Honors College	2,240,054	763,807	3,003,861	846,699	2,448,054	66,730	18,220	0	0	3,379,703	6,383,564
31	Nursing	7,123,250	2,175,000	9,298,250	8,998,058	520,400	185,850	107,500	0	0	9,811,808	19,110,058
32	Pharmacy	6,355,788	1,032,664	7,388,452	7,388,452	419,128	136,469	136,742	20,000	(1,502)	2,993,655	10,382,107
34	Arnold School of Public Health	17,105,902	4,479,443	21,585,345	11,718,301	630,499	471,931	893,571	125,500	0	13,839,802	35,425,147
37	Hospitality, Retail and Sport Management	10,750,000	3,117,127	13,867,127	6,169,414	0	0	0	0	0	6,169,414	20,036,541
38	Moore School of Business	41,220,713	10,862,072	52,082,785	3,885,366	2,194,476	420,138	1,511,569	79,650	(108,500)	7,982,699	60,065,484
39	Education	11,086,852	3,782,931	14,869,783	4,507,841	110,888	9,500	112,000	90,110	0	4,830,339	19,700,122
40	Engineering and Computing	22,477,614	7,763,241	30,240,855	3,029,893	240,620	1,425,605	533,385	585,000	0	5,814,503	36,055,358
43	Law	11,661,082	3,574,009	15,235,091	4,031,350	1,040,353	231,010	131,772	1,104,360	0	6,538,845	21,773,936
44	Social Work	3,334,593	1,100,000	4,434,593	2,488,422	435,921	166,760	119,500	0	0	3,210,603	7,645,196
59	Music	5,421,984	1,482,646	6,904,630	345,936	418,016	299,445	583,045	0	(41,347)	1,605,095	8,509,725
67	U101	1,469,098	490,000	1,959,098	281,450	0	0	0	0	0	281,450	2,240,548
70	Information and Communications	7,503,153	2,746,955	10,250,108	986,992	719,897	501,383	265,914	0	0	2,474,186	12,724,294
71	Arts and Sciences	73,531,682	22,682,290	96,213,972	11,204,496	1,512,149	7,964,174	5,540,832	0	0	26,221,651	122,435,623
SUBTOTAL ACADEMIC UNITS		224,839,219	66,508,090	291,347,309	62,030,651	10,699,401	11,887,495	9,956,750	2,004,620	(151,349)	96,427,568	387,774,877
SERVICE UNITS												
1	Office of the President	1,014,765	359,582	1,374,347	1,176,620	250,205	70,300	9,300	0	0	1,506,425	2,880,772
2	Office of the Provost	8,461,818	1,525,864	9,987,682	6,140,828	7,314,410	902,719	138,889	0	0	14,496,846	24,484,528
4	Administration & Finance	1,154,091	344,404	1,498,495	6,856,954	3,460,350	145,975	458,400	0	(65,000)	10,856,679	12,355,174
5	Equal Opportunity Programs	554,000	175,886	729,886	59,180	75,359	10,200	4,500	0	0	149,239	879,125
6	General Counsel	821,160	252,353	1,073,513	216,276	587,950	15,000	13,000	0	0	832,226	1,905,739
8	Student Affairs	3,098,156	1,031,115	4,129,271	1,089,540	560,999	218,579	334,810	0	(25,000)	2,178,928	6,308,199
9	Board of Trustees	573,346	180,000	753,346	121,107	87,035	65,895	3,050	0	0	277,087	1,030,433
10	Finance	7,503,498	2,971,076	10,474,574	4,227,084	617,450	107,100	22,945	0	(22,800)	4,951,779	15,426,353
11	Law Enforcement and Safety	9,357,199	3,208,308	12,565,507	558,602	2,281,633	752,982	4,586,500	39,500	(6,486,235)	1,732,982	14,298,489
12	Business Affairs	2,929,292	1,034,142	3,963,434	882,402	395,758	931,639	84,794	312,000	(9,980,918)	1,625,675	5,589,109
13	Facilities Planning & Programming	537,267	185,536	722,803	39,692	318,130	3,250	1,550	0	0	362,622	1,085,425
14	University Technology Services	12,452,409	3,736,134	16,188,543	126,701	8,395,935	132,060	481,508	241,470	(3,997,173)	5,380,501	21,569,044
16	Human Resources	3,565,843	1,078,221	4,644,064	812,868	715,482	26,881	31,489	0	(733,832)	852,888	5,496,952
18	Development	7,110,646	2,435,822	9,546,468	(1,127,949)	996,787	130,250	80,320	0	0	79,408	9,625,876
29	University Libraries	7,363,773	2,573,389	9,937,162	378,653	1,000,447	179,695	130,757	6,954,539	0	8,644,091	18,581,253
45	Graduate School	1,056,093	351,474	1,407,567	1,026,600	97,968	28,250	23,100	0	0	1,175,918	2,583,485
48	University Press	404,446	129,365	533,811	2,593	0	0	0	0	0	2,593	536,404
49	Research	2,852,300	844,782	3,697,082	1,845,980	0	0	0	0	0	1,845,980	5,543,062
56	Institutional Research and Assessment	859,620	200,557	1,060,177	0	19,150	4,550	250	0	0	23,950	1,084,127
57	Distributed Learning & Support Services	563,000	230,000	793,000	234,639	91,400	5,997	9,750	0	0	341,786	1,134,786
61	Institute for Families in Society	73,200	25,630	98,830	5	2,150	1,484	0	0	0	3,639	102,469
62	Faculty Senate	66,107	20,377	86,484	11,123	7,000	1,850	750	0	0	20,723	107,207
64	Residential Learning Centers	879,017	294,096	1,173,113	227,000	112,700	44,829	70,590	0	0	455,119	1,628,232
68	Facilities	12,227,207	4,778,493	17,005,700	2,516,946	11,431,388	2,881,585	630,263	340,770	(7,039,500)	10,761,452	27,767,152
72	International Programs	1,656,903	469,295	2,126,198	389,851	875,166	49,795	75,160	0	(345,000)	1,044,972	3,171,170
78	University Communications	3,545,127	1,191,800	4,736,927	1,942,036	799,813	38,281	15,755	157,002	0	2,952,887	7,689,814
79	University Advancement	374,616	126,000	500,616	247,366	12,150	3,000	1,500	0	0	264,016	764,632
81	Utilities	1,734,496	669,337	2,403,833	500	28,064,100	79,392	7,120	0	(10,818,705)	17,332,407	19,736,240
82	Audit and Advisory Services	830,347	314,000	1,144,347	415,405	50,250	4,000	13,000	0	0	482,655	1,627,000
83	OneCarolina	0	0	0	26,943,434	0	0	0	0	0	26,943,434	26,943,434
85	Enrollment Management Services	9,358,933	3,107,581	12,466,514	1,626,850	2,170,175	1,365,247	326,630	50,000	0	5,538,902	18,005,416
86	Academic Support Services	3,352,379	985,998	4,338,377	352,171	92,965	76,319	103,090	0	0	624,545	4,962,922
88	Transportation	1,052,430	366,000	1,418,430	0	711,626	1,169,160	871,700	365,000	(2,735,000)	382,486	1,800,916
89	Palmetto College	2,535,802	916,963	3,452,765	532,580	571,412	47,254	76,141	0	0	1,227,387	4,680,152
91	Scholarships	0	1,200,000	1,200,000	0	0	0	13,427,340	0	0	13,427,340	14,627,340
SUBTOTAL SERVICE UNITS		109,919,286	37,313,580	147,232,866	59,873,637	72,167,343	9,493,518	22,033,951	8,460,281	(33,249,163)	138,779,567	286,012,433
GENERAL FUND												
0	General Fund	0	19,600,000	19,600,000	12,333,733	0	0	112,400,000	1,000,000	(500,000)	125,233,733	144,833,733
19	General Fund - System & Auxiliary	0	0	0	0	0	0	0	0	(8,109,390)	(8,109,390)	(8,109,390)
60	General Fund	0	2,170,000	2,170,000	77,926,637	0	0	0	0	0	77,926,637	80,096,637
SUBTOTAL GENERAL FUND		0	21,770,000	21,770,000	90,260,370	0	0	112,400,000	1,000,000	(8,609,390)	195,050,980	216,820,980
BELOW-THE-LINE ITEMS												
28	Small Business Development Center	584,208	173,424	757,632	935,409	20,116	3,746	10,240	0	0	969,511	1,727,143
32	Palmetto Poison Center	0	0	0	351,763	0	0	0	0	0	351,763	351,763
43	Law Library	0	0	0	344,074	0	0	0	0	0	344,074	344,074
SUBTOTAL BELOW-THE-LINE		584,208	173,424	757,632	1,631,246	20,116	3,746	10,240	0	0	1,665,348	2,422,980
USC COLUMBIA A FUND BUDGET		335,342,713	125,765,094	461,107,807	213,795,904	82,886,860	21,384,759	144,400,941	11,464,901	(42,009,902)	431,923,463	893,031,270

USES

USC Columbia - A FUNDS (excludes School of Medicine) FY2018 and FY2019 Budget		Instruction	Research	Public Service	Academic Support	Student Services	Institutional Support	Operation and Maintenance of Plant	Scholarships and Fellowships	Estimated Carryforward - Unallocated to Program	FY2019 Projected Adjusted Budget
ACADEMIC UNITS											
20	Summer, Evening & Non-Degree Programs	4,033,559	0	0	0	0	0	0	0	1,253,615	5,287,174
25	Honors College	5,016,092	0	0	0	520,773	0	0	0	846,699	6,383,564
31	Nursing	12,262,000	0	0	0	0	0	0	0	6,848,058	19,110,058
32	Pharmacy	8,590,875	78,249	180,000	400,000	0	20,000	0	0	1,112,983	10,382,107
34	Arnold School of Public Health	20,618,396	43,347	1,108,823	3,450,322	0	0	0	0	10,204,259	35,425,147
37	Hospitality, Retail and Sport Management	15,581,087	0	0	0	0	0	0	0	4,455,454	20,036,541
38	Moore School of Business	56,180,118	0	0	0	0	0	0	0	3,885,366	60,065,484
39	Education	16,362,022	0	29,000	0	0	0	0	0	3,309,100	19,700,122
40	Engineering and Computing	31,724,938	120,340	0	1,180,187	0	0	0	0	3,029,893	36,055,358
43	Law	13,859,941	0	0	2,579,137	1,033,598	293,418	0	0	4,007,842	21,773,936
44	Social Work	6,388,312	0	0	0	0	0	0	0	1,256,884	7,645,196
59	Music	8,102,653	0	75,000	30,000	258,000	0	0	0	44,072	8,509,725
67	U101	1,959,098	0	0	0	0	0	0	0	281,450	2,240,548
70	Information and Communications	11,737,302	0	0	0	0	0	0	0	986,992	12,724,294
71	Arts and Sciences	104,973,735	3,279,311	195,100	2,782,981	0	0	0	0	11,204,496	122,435,623
	SUBTOTAL ACADEMIC UNITS	317,390,128	3,521,247	1,587,923	10,422,627	1,812,371	313,418	0	0	52,727,163	387,774,877
SERVICE UNITS											
1	Office of the President	0	0	0	0	0	1,704,152	0	0	1,176,620	2,880,772
2	Office of the Provost	14,376,630	11,467	0	3,955,603	0	0	0	0	6,140,828	24,484,528
4	Administration & Finance	0	0	0	0	0	7,324,604	0	0	5,030,570	12,355,174
5	Equal Opportunity Programs	0	0	0	0	0	819,945	0	0	59,180	879,125
6	General Counsel	0	0	0	0	0	1,689,463	0	0	216,276	1,905,739
8	Student Affairs	0	0	0	0	4,231,468	1,047,561	0	0	1,029,170	6,308,199
9	Board of Trustees	0	0	0	0	0	909,326	0	0	121,107	1,030,433
10	Finance	0	0	0	0	0	13,392,719	0	0	2,033,634	15,426,353
11	Law Enforcement and Safety	0	0	0	0	0	173,211	13,757,845	0	367,433	14,298,489
12	Business Affairs	0	0	583,098	0	0	4,580,485	0	0	425,526	5,589,109
13	Facilities Planning & Programming	0	0	0	0	0	0	1,063,890	0	21,535	1,085,425
14	University Technology Services	0	0	0	2,924,737	0	18,517,606	0	0	126,701	21,569,044
16	Human Resources	0	0	28,933	305,500	0	4,349,651	0	0	812,868	5,496,952
18	Development	0	0	0	0	0	8,208,919	0	0	1,416,957	9,625,876
29	University Libraries	0	0	0	18,202,600	0	0	0	0	378,653	18,581,253
45	Graduate School	0	0	0	1,556,885	0	0	0	0	1,026,600	2,583,485
48	University Press	0	0	0	533,811	0	0	0	0	2,593	536,404
49	Research	0	57,300	0	3,933,298	0	0	0	0	1,552,464	5,543,062
56	Institutional Research and Assessment	0	0	0	0	0	1,084,127	0	0	0	1,084,127
57	Distributed Learning & Support Services	900,147	0	0	0	0	0	0	0	234,639	1,134,786
61	Institute for Families in Society	0	102,464	0	0	0	0	0	0	5	102,469
62	Faculty Senate	0	0	0	96,084	0	0	0	0	11,123	107,207
64	Residential Learning Centers	0	0	0	1,150,200	251,032	0	0	0	227,000	1,628,232
68	Facilities	0	0	0	0	0	370,000	27,397,152	0	0	27,767,152
72	International Programs	2,370,321	0	0	0	410,998	0	0	0	389,851	3,171,170
78	University Communications	0	0	0	0	0	5,747,778	0	0	1,942,036	7,689,814
79	University Advancement	0	0	0	0	0	764,632	0	0	0	764,632
81	Utilities	0	0	0	0	0	0	19,736,240	0	0	19,736,240
82	Audit and Advisory Services	0	0	0	0	0	1,211,597	0	0	415,405	1,627,002
83	OneCarolina	0	0	0	0	0	9,344,000	0	0	17,599,434	26,943,434
85	Enrollment Management Services	0	0	197,533	266,448	15,676,883	237,702	0	0	1,626,850	18,005,416
86	Academic Support Services	0	0	0	1,811,635	2,801,587	0	0	0	349,700	4,962,922
88	Transportation	0	0	0	0	1,792,528	8,388	0	0	0	1,800,916
89	Palmetto College	1,387,896	0	0	2,903,319	0	0	0	0	388,937	4,680,152
91	Scholarships	0	0	0	0	0	0	0	14,627,340	0	14,627,340
	SUBTOTAL SERVICE UNITS	19,034,994	171,231	809,564	37,640,120	25,164,496	81,485,866	61,955,127	14,627,340	45,123,695	286,012,433
GENERAL FUND											
0	General Fund	9,000,000	10,600,000	0	0	0	2,500,000	0	110,400,000	12,333,733	144,833,733
19	General Fund - System & Auxiliary	0	0	0	(957,510)	(201,456)	(6,854,622)	(95,802)	0	0	(8,109,390)
60	General Fund	(316,605)	0	0	0	0	53,133,242	4,400,000	0	22,880,000	80,096,637
	SUBTOTAL GENERAL FUND	8,683,395	10,600,000	0	(957,510)	(201,456)	48,778,620	4,304,198	110,400,000	35,213,733	216,820,980
BELOW-THE-LINE ITEMS											
28	Small Business Development Center	0	0	791,734	0	0	0	0	0	935,409	1,727,143
32	Palmetto Poison Center	0	0	351,763	0	0	0	0	0	0	351,763
43	Law Library	0	0	0	344,074	0	0	0	0	0	344,074
	SUBTOTAL BELOW-THE-LINE	0	0	1,143,497	344,074	0	0	0	0	935,409	2,422,980
	USC COLUMBIA A FUND BUDGET	345,108,517	14,292,478	3,540,984	47,449,311	26,775,411	130,577,904	66,259,325	125,027,340	134,000,000	893,031,270

UNIVERSITY OF SOUTH CAROLINA COLUMBIA BUDGET SUMMARY
Statement of Total Current Funds Resources and Uses

	ACTUAL 2017	PROJECTED 2018		PROPOSED 2019				PRELIMINARY 2020				
	TOTAL 2017	Projected Unrestricted	Projected Restricted	TOTAL 2018	Proposed Unrestricted	Proposed Restricted	TOTAL 2019	Percent of Resources or Uses	Proposed Unrestricted	Proposed Restricted	TOTAL 2020	Percent of Resources or Uses
Sources:												
Revenue:												
Tuition and Fees	597,171,242	620,836,512	0	620,836,512	634,487,651	0	634,487,651	42.65%	640,566,961	0	640,566,961	42.29%
State Appropriations	113,060,585	116,187,576	426,965	116,614,541	122,923,657	426,965	123,350,622	8.29%	122,923,657	426,965	123,350,622	8.14%
Grants, Contracts and Gifts	248,051,800	25,502,168	229,296,487	254,798,655	26,249,581	231,227,832	257,477,413	17.31%	26,331,529	233,309,343	259,640,872	17.14%
Sales and Service Educational & Other Sources	29,333,849	28,097,748	5,736,449	33,834,197	26,739,063	5,784,767	32,523,830	2.19%	27,479,080	5,836,840	33,315,920	2.20%
Sales and Service of Auxiliary Enterprises	206,663,910	216,315,674	0	216,315,674	212,230,536	0	212,230,536	14.26%	215,776,022	0	215,776,022	14.24%
Total	1,194,281,386	1,006,939,678	235,459,901	1,242,399,579	1,022,630,488	237,439,564	1,260,070,052	85%	1,033,077,249	239,573,148	1,272,650,397	84%
Transfers and Prior Year Balances:												
Net Transfers	(51,873,786)	(50,300,240)	(3,119,012)	(53,419,252)	(33,040,425)	(1,752,141)	(34,792,566)	-2.34%	(27,142,620)	(1,736,141)	(28,878,761)	-1.91%
Beginning Fund Balance	232,566,473	232,016,144	11,201,467	243,217,611	262,525,224	0	262,525,224	17.65%	271,004,980	0	271,004,980	17.89%
Total	180,692,687	181,715,904	8,082,455	189,798,359	229,484,799	(1,752,141)	227,732,658	15%	243,862,360	(1,736,141)	242,126,219	16%
Total Current Resources	1,374,974,073	1,188,655,582	243,542,356	1,432,197,938	1,252,115,287	235,687,423	1,487,802,710	100%	1,276,939,609	237,837,007	1,514,776,616	100%
Uses:												
Educational and General:												
Instruction	327,243,245	333,445,834	133,069	333,578,903	350,787,760	53,073	350,840,833	28.83%	355,885,425	55,330	355,940,755	28.97%
Research	140,768,623	33,924,501	116,184,501	150,109,002	25,999,447	111,060,479	137,059,926	11.26%	32,259,239	113,197,852	145,457,091	11.84%
Public Service	35,459,409	7,603,675	25,774,538	33,378,213	7,244,302	24,717,819	31,962,121	2.63%	7,038,351	24,415,266	31,453,617	2.56%
Academic Support	74,120,862	75,653,037	1,231,225	76,884,262	50,226,064	427,722	50,653,786	4.16%	83,279,062	391,746	83,670,808	6.81%
Student Services	47,949,942	46,525,234	3,192,158	49,717,392	43,011,657	3,651,228	46,662,885	3.83%	52,130,374	3,984,930	56,115,304	4.57%
Institutional Support	65,596,530	66,304,576	0	66,304,576	140,827,579	0	140,827,579	11.57%	70,420,931	0	70,420,931	5.73%
Operation and Maintenance of Plant	62,179,999	62,700,840	0	62,700,840	66,267,311	0	66,267,311	5.45%	65,205,932	0	65,205,932	5.31%
Scholarships and Fellowships	213,830,430	132,446,861	97,026,865	229,473,726	125,671,607	95,777,102	221,448,709	18.20%	150,469,779	95,791,883	246,261,662	20.04%
Total Educational & General Expenditures	967,149,040	758,604,558	243,542,356	1,002,146,914	810,035,727	235,687,423	1,045,723,150	86%	816,689,093	237,837,007	1,054,526,100	86%
Total Auxiliary Enterprises	164,607,422	167,525,800	0	167,525,800	171,074,580	0	171,074,580	14%	174,082,528	0	174,082,528	14%
Total Current Uses	1,131,756,462	926,130,358	243,542,356	1,169,672,714	981,110,307	235,687,423	1,216,797,730	100%	990,771,621	237,837,007	1,228,608,628	100%
Ending Fund Balance	243,217,611	262,525,224	0	262,525,224	271,004,980	0	271,004,980		286,167,988	0	286,167,988	

UNIVERSITY OF SOUTH CAROLINA COLUMBIA BUDGET SUMMARY
Statement of Current Unrestricted Funds Resources and Uses

	ACTUAL 2017	PROJECTED 2018			PROPOSED 2019				PRELIMINARY 2020			
	Total Unrestricted Funds	General	Other	Total Unrestricted Funds	General	Other	Total Unrestricted Funds	Percent of Resources or Uses	General	Other	Total Unrestricted Funds	Percent of Resources or Uses
Resources:												
Revenue:												
Tuition and Fees	597,171,242	587,290,216	33,546,296	620,836,512	606,462,977	28,024,674	634,487,651	50.67%	612,285,700	28,281,261	640,566,961	50.16%
State Appropriations	112,594,652	116,187,576	0	116,187,576	122,923,657	0	122,923,657	9.82%	122,923,657	0	122,923,657	9.63%
Grants, Contracts and Gifts	25,556,181	1,416,516	24,085,652	25,502,168	1,511,681	24,737,900	26,249,581	2.10%	1,510,921	24,820,608	26,331,529	2.06%
Sales and Service Educational & Other Sources	29,144,387	12,893,844	15,203,904	28,097,748	11,599,338	15,139,725	26,739,063	2.14%	11,947,201	15,531,879	27,479,080	2.15%
Sales and Service Auxiliary Enterprises	206,663,910	0	216,315,674	216,315,674	0	212,230,536	212,230,536	16.95%	0	215,776,022	215,776,022	16.90%
Total Unrestricted Revenue	971,130,372	717,788,152	289,151,526	1,006,939,678	742,497,653	280,132,835	1,022,630,488	82%	748,667,479	284,409,770	1,033,077,249	81%
Transfers and Prior Year Balances:												
Net Transfers	(50,894,848)	14,372,918	(64,673,158)	(50,300,240)	16,533,617	(49,574,042)	(33,040,425)	-2.64%	17,787,691	(44,930,311)	(27,142,620)	-2.13%
Beginning Fund Balance	214,893,147	103,340,356	128,675,788	232,016,144	134,000,000	128,525,224	262,525,224	20.97%	134,000,000	137,004,980	271,004,980	21.22%
Total	163,998,299	117,713,274	64,002,630	181,715,904	150,533,617	78,951,182	229,484,799	18%	151,787,691	92,074,669	243,862,360	19%
Total Resources	1,135,128,671	835,501,426	353,154,156	1,188,655,582	893,031,270	359,084,017	1,252,115,287	100%	900,455,170	376,484,439	1,276,939,609	100%
Uses:												
Educational and General:												
Instruction	327,186,393	327,237,110	6,208,724	333,445,834	345,108,517	5,679,243	350,787,760	35.75%	350,366,735	5,518,690	355,885,425	35.92%
Research	36,486,899	21,051,895	12,872,606	33,924,501	14,292,478	11,706,969	25,999,447	2.65%	20,625,661	11,633,578	32,259,239	3.26%
Public Service	8,622,896	3,724,710	3,878,965	7,603,675	3,540,984	3,703,318	7,244,302	0.74%	3,600,925	3,437,426	7,038,351	0.71%
Academic Support	73,527,050	72,934,887	2,718,150	75,653,037	47,449,311	2,776,753	50,226,064	5.12%	80,677,804	2,601,258	83,279,062	8.41%
Student Services	45,030,016	30,472,821	16,052,413	46,525,234	26,775,411	16,236,246	43,011,657	4.38%	35,703,835	16,426,539	52,130,374	5.26%
Institutional Support	65,596,560	59,467,850	6,836,726	66,304,576	130,577,904	10,249,675	140,827,579	14.35%	60,454,277	9,966,654	70,420,931	7.11%
Operation and Maintenance of Plant	62,179,999	62,689,418	11,422	62,700,840	66,259,325	7,986	66,267,311	6.75%	65,199,828	6,104	65,205,932	6.58%
Scholarships and Fellowships	119,875,292	123,922,735	8,524,126	132,446,861	125,027,340	644,267	125,671,607	12.81%	149,826,105	643,674	150,469,779	15.19%
Total Educational & General Expenditures	738,505,105	701,501,426	57,103,132	758,604,558	759,031,270	51,004,457	810,035,727	83%	766,455,170	50,233,923	816,689,093	82%
Total Auxiliary Enterprises	164,607,422	0	167,525,800	167,525,800	0	171,074,580	171,074,580	17%	0	174,082,528	174,082,528	18%
Total Uses	903,112,527	701,501,426	224,628,932	926,130,358	759,031,270	222,079,037	981,110,307	100%	766,455,170	224,316,451	990,771,621	100%
Ending Fund Balance	232,016,144	134,000,000	128,525,224	262,525,224	134,000,000	137,004,980	271,004,980		134,000,000	152,167,988	286,167,988	

UNIVERSITY OF SOUTH CAROLINA COLUMBIA
FY 2017 ACTUAL UNRESTRICTED CURRENT FUNDS SUMMARY

	A Funds	B Funds	C Funds	D Funds	E Funds	R Funds	S Funds	TOTAL
<u>RESOURCES:</u>								
<u>Revenue:</u>								
Tuition and Fees	565,626,489	0	0	5,811,676	25,733,077	0	0	597,171,242
State Appropriations	112,594,652	0	0	0	0	0	0	112,594,652
Grants, Contracts and Gifts	1,661,632	0	0	2,479	24,058,139	109,577	(275,646)	25,556,181
Sales and Service of Educ. & Other Sources	12,992,931	0	0	2,362,675	13,407,477	29,852	351,452	29,144,387
Sales and Service of Auxiliary Enterprise	0	60,635,291	146,028,619	0	0	0	0	206,663,910
Total	692,875,704	60,635,291	146,028,619	8,176,830	63,198,693	139,429	75,806	971,130,372
<u>Transfers:</u>								
Transfers-In	27,073,113	30,131	453,580	3,249,790	50,180,510	503,064	6,341,917	87,832,105
Transfers-Out	(28,091,690)	(23,670,283)	(22,105,405)	(2,036,109)	(62,058,960)	(67,719)	(696,787)	(138,726,953)
Net Transfers	(1,018,577)	(23,640,152)	(21,651,825)	1,213,681	(11,878,450)	435,345	5,645,130	(50,894,848)
Prior Year's Fund Balance	91,293,578	29,912,818	25,438,207	4,996,592	59,506,693	1,503,808	2,241,451	214,893,147
TOTAL RESOURCES	783,150,705	66,907,957	149,815,001	14,387,103	110,826,936	2,078,582	7,962,387	1,135,128,671
<u>USES:</u>								
<u>Educational and General Expenditures:</u>								
Instruction	319,811,634	0	0	0	7,360,651	14,108	0	327,186,393
Research	21,507,736	0	0	0	14,978,763	400	0	36,486,899
Public Service	3,830,834	0	0	0	4,752,323	39,739	0	8,622,896
Academic Support	70,127,411	0	0	20,891	3,340,635	38,113	0	73,527,050
Student Services	28,469,080	0	0	7,481,961	9,032,017	46,958	0	45,030,016
Institutional Support	59,929,868	0	0	0	5,244,165	422,527	0	65,596,560
Operation and Maintenance of Plant	62,162,719	0	0	0	17,280	0	0	62,179,999
Scholarships and Fellowships	113,971,067	0	0	0	2,595	0	5,901,630	119,875,292
Total	679,810,349	0	0	7,502,852	44,728,429	561,845	5,901,630	738,505,105
Auxiliary Expenditures	0	42,083,730	122,523,692	0	0	0	0	164,607,422
TOTAL USES	679,810,349	42,083,730	122,523,692	7,502,852	44,728,429	561,845	5,901,630	903,112,527
Fund Balance	103,340,356	24,824,227	27,291,309	6,884,251	66,098,507	1,516,737	2,060,757	232,016,144

Note: Based on FY2017 Final Post-Close; The prior period adjustments are for reclassification of the Gamecock Club accounts and Endowment Funds. The Gamecock Club accounts were previously recorded as "C" funds and were converted to "Z" funds, while the Endowment Funds were previously recorded as "D" funds and were converted to "L" funds for the 2016-17 fiscal year. Unrealized losses total \$1,386,073 for FY17.

UNIVERSITY OF SOUTH CAROLINA COLUMBIA
FY 2018 PROJECTED UNRESTRICTED CURRENT FUNDS SUMMARY

	A Funds	B Funds	C Funds	D Funds	E Funds	R Funds	S Funds	TOTAL
<u>RESOURCES:</u>								
Revenue:								
Tuition and Fees	587,290,216	0	0	6,184,607	27,361,689	0	0	620,836,512
State Appropriations	116,187,576	0	0	0	0	0	0	116,187,576
Grants, Contracts and Gifts	1,416,516	0	0	7,842	23,743,174	58,990	275,646	25,502,168
Sales and Service of Educ. & Other Sources	12,893,844	0	0	2,125,131	12,715,883	83,120	279,770	28,097,748
Sales and Service of Auxiliary Enterprise	0	70,686,302	145,629,372	0	0	0	0	216,315,674
Total	717,788,152	70,686,302	145,629,372	8,317,580	63,820,746	142,110	555,416	1,006,939,678
Transfers:								
Transfers-In	45,669,216	0	714,570	1,952,883	20,108,377	605,036	6,151,100	75,201,182
Transfers-Out	(31,296,298)	(21,318,083)	(29,697,450)	(815,790)	(42,455,541)	(31,479)	113,219	(125,501,422)
Net Transfers	14,372,918	(21,318,083)	(28,982,880)	1,137,093	(22,347,164)	573,557	6,264,319	(50,300,240)
Prior Year's Fund Balance	103,340,356	24,824,227	27,291,309	6,884,251	66,098,507	1,516,737	2,060,757	232,016,144
TOTAL RESOURCES	835,501,426	74,192,446	143,937,801	16,338,924	107,572,089	2,232,404	8,880,492	1,188,655,582
<u>USES:</u>								
Educational and General Expenditures:								
Instruction	327,237,110	0	0	0	6,190,262	18,462	0	333,445,834
Research	21,051,895	0	0	0	12,872,033	573	0	33,924,501
Public Service	3,724,710	0	0	0	3,829,504	49,461	0	7,603,675
Academic Support	72,934,887	0	0	18,988	2,645,158	54,004	0	75,653,037
Student Services	30,472,821	0	0	8,430,297	7,538,850	83,266	0	46,525,234
Institutional Support	59,467,850	0	0	0	6,342,814	493,912	0	66,304,576
Operation and Maintenance of Plant	62,689,418	0	0	0	11,422	0	0	62,700,840
Scholarships and Fellowships	123,922,735	0	0	0	2,132	0	8,521,994	132,446,861
Total	701,501,426	0	0	8,449,285	39,432,175	699,678	8,521,994	758,604,558
Auxiliary Expenditures	0	55,341,062	112,184,738	0	0	0	0	167,525,800
TOTAL USES	701,501,426	55,341,062	112,184,738	8,449,285	39,432,175	699,678	8,521,994	926,130,358
Fund Balance	134,000,000	18,851,384	31,753,063	7,889,639	68,139,914	1,532,726	358,498	262,525,224

UNIVERSITY OF SOUTH CAROLINA COLUMBIA
FY 2019 PROPOSED UNRESTRICTED CURRENT FUNDS SUMMARY

	A Funds	B Funds	C Funds	D Funds	E Funds	R Funds	S Funds	TOTAL
<u>RESOURCES:</u>								
<u>Revenue:</u>								
Tuition and Fees	606,462,977	0	0	6,189,789	21,834,885	0	0	634,487,651
State Appropriations	122,923,657	0	0	0	0	0	0	122,923,657
Grants, Contracts and Gifts	1,511,681	0	0	7,450	24,651,350	79,100	0	26,249,581
Sales and Service of Educ. & Other Sources	11,599,338	0	0	2,091,831	12,659,169	68,725	320,000	26,739,063
Sales and Service of Auxiliary Enterprise		71,225,824	141,004,712	0	0	0	0	212,230,536
Total	742,497,653	71,225,824	141,004,712	8,289,070	59,145,404	147,825	320,000	1,022,630,488
<u>Transfers:</u>								
Transfers-In	26,851,657	0	203,120	1,940,500	14,434,979	581,500	6,171,100	50,182,856
Transfers-Out	(10,318,040)	(17,116,690)	(17,515,565)	(825,000)	(37,338,386)	(30,000)	(79,600)	(83,223,281)
Net Transfers	16,533,617	(17,116,690)	(17,312,445)	1,115,500	(22,903,407)	551,500	6,091,500	(33,040,425)
Prior Year's Fund Balance	134,000,000	18,851,384	31,753,063	7,889,639	68,139,914	1,532,726	358,498	262,525,224
TOTAL RESOURCES	893,031,270	72,960,518	155,445,330	17,294,209	104,381,911	2,232,051	6,769,998	1,252,115,287
<u>USES:</u>								
<u>Educational and General Expenditures:</u>								
Instruction	345,108,517	0	0	0	5,506,945	0	172,298	350,787,760
Research	14,292,478	0	0	0	11,701,115	0	5,854	25,999,447
Public Service	3,540,984	0	0	0	3,264,285	0	439,033	7,244,302
Academic Support	47,449,311	0	0	15,491	2,215,557	0	545,705	50,226,064
Student Services	26,775,411	0	0	8,526,978	6,656,322	0	1,052,946	43,011,657
Institutional Support	130,577,904	0	0	0	6,132,221	0	4,117,454	140,827,579
Operation and Maintenance of Plant	66,259,325	0	0	0	7,986	0	0	66,267,311
Scholarships and Fellowships	125,027,340	0	0	0	1,858	642,409	0	125,671,607
Total	759,031,270	0	0	8,542,469	35,486,289	642,409	6,333,290	810,035,727
Auxiliary Expenditures	0	54,123,029	116,951,551	0	0	0	0	171,074,580
TOTAL USES	759,031,270	54,123,029	116,951,551	8,542,469	35,486,289	642,409	6,333,290	981,110,307
Fund Balance	134,000,000	18,837,489	38,493,779	8,751,740	68,895,622	1,589,642	436,708	271,004,980

Note: Initial campus line item expenditure budget will balance in total, but may not match at the program (class) level. The current system allows multiple class codes to be assigned within a single department.

UNIVERSITY OF SOUTH CAROLINA COLUMBIA
FY 2020 PRELIMINARY UNRESTRICTED CURRENT FUNDS SUMMARY

	A Funds	B Funds	C Funds	D Funds	E Funds	R Funds	S Funds	TOTAL
<u>RESOURCES:</u>								
<u>Revenue:</u>								
Tuition and Fees	612,285,700	0	0	6,189,789	22,091,472	0	0	640,566,961
State Appropriations	122,923,657	0	0	0	0	0	0	122,923,657
Grants, Contracts and Gifts	1,510,921	0	0	7,450	24,734,058	79,100	0	26,331,529
Sales and Service of Educ. & Other Sources	11,947,201	0	0	2,012,850	13,129,304	69,725	320,000	27,479,080
Sales and Service of Auxiliary Enterprise	0	72,693,803	143,082,219	0	0	0	0	215,776,022
Total	748,667,479	72,693,803	143,082,219	8,210,089	59,954,834	148,825	320,000	1,033,077,249
<u>Transfers:</u>								
Transfers-In	33,132,052	0	205,876	1,515,500	14,369,552	581,500	5,864,100	55,668,580
Transfers-Out	(15,344,361)	(14,535,799)	(17,753,980)	(400,000)	(34,667,460)	(30,000)	(79,600)	(82,811,200)
Net Transfers	17,787,691	(14,535,799)	(17,548,104)	1,115,500	(20,297,908)	551,500	5,784,500	(27,142,620)
Prior Year's Fund Balance	134,000,000	18,837,489	38,493,779	8,751,740	68,895,622	1,589,642	436,708	271,004,980
TOTAL RESOURCES	900,455,170	76,995,493	164,027,894	18,077,329	108,552,548	2,289,967	6,541,208	1,276,939,609
<u>USES:</u>								
<u>Educational and General Expenditures:</u>								
Instruction	350,366,735	0	0	0	5,355,396	0	163,294	355,885,425
Research	20,625,661	0	0	0	11,627,505	0	6,073	32,259,239
Public Service	3,600,925	0	0	0	3,041,674	0	395,752	7,038,351
Academic Support	80,677,804	0	0	12,675	2,028,587	0	559,996	83,279,062
Student Services	35,703,835	0	0	8,649,794	6,424,550	0	1,352,195	52,130,374
Institutional Support	60,454,277	0	0	0	6,480,864	0	3,485,790	70,420,931
Operation and Maintenance of Plant	65,199,828	0	0	0	6,104	0	0	65,205,932
Scholarships and Fellowships	149,826,105	0	0	0	1,765	641,909	0	150,469,779
Total	766,455,170	0	0	8,662,469	34,966,445	641,909	5,963,100	816,689,093
Auxiliary Expenditures	0	56,274,828	117,807,700	0	0	0	0	174,082,528
TOTAL USES	766,455,170	56,274,828	117,807,700	8,662,469	34,966,445	641,909	5,963,100	990,771,621
Fund Balance	134,000,000	20,720,665	46,220,194	9,414,860	73,586,103	1,648,058	578,108	286,167,988

UNIVERSITY OF SOUTH CAROLINA COLUMBIA BUDGET SUMMARY
Statement of Restricted Funds Resources and Uses

	ACTUAL 2017	PROJ 2018	PROPOSED 2019		PRELIMINARY 2020	
	Actual Restricted	Projected Restricted	Proposed Restricted	Percent of Resources or Uses	Proposed Restricted	Percent of Resources or Uses
Sources:						
Revenue:						
Tuition and Fees	0	-		0.00%	0	0.00%
State Appropriations	465,933	426,965	426,965	0.18%	426,965	0.18%
Federal Grants and Contracts	98,763,132	101,781,953	102,639,254	43.55%	103,563,211	43.54%
State Grants and Contracts	92,791,819	95,628,086	96,433,553	40.92%	97,301,647	40.91%
Local Grants and Contracts	383,511	395,325	398,655	0.17%	402,244	0.17%
Non-Governmental Grants and Contracts	18,006,271	18,556,555	18,712,856	7.94%	18,881,309	7.94%
Private Gifts	12,550,886	12,934,568	13,043,514	5.53%	13,160,932	5.53%
Endowment Income	(1,219,639)	4,284,180	4,320,266	1.83%	4,359,157	1.83%
Interest Income	322,715	332,572	335,373	0.14%	338,392	0.14%
Other Sources	1,086,386	1,119,697	1,129,128	0.48%	1,139,291	0.48%
Total	223,151,014	235,459,901	237,439,564	101%	239,573,148	101%
Transfers and Prior Year Balances:						
Net Transfers	(978,938)	(3,119,012)	(1,752,141)	-0.74%	(1,736,141)	-0.73%
Beginning Fund Balance	17,673,326	11,201,467	0	0.00%	0	0.00%
Total	16,694,388	8,082,455	(1,752,141)	-1%	(1,736,141)	-1%
Total Current Resources	239,845,402	243,542,356	235,687,423	100%	237,837,007	100%
Uses:						
Educational and General:						
Instruction	56,852	133,069	53,073	0.02%	55,330	0.02%
Research	104,281,724	116,184,501	111,060,479	47.12%	113,197,852	47.59%
Public Service	26,836,513	25,774,538	24,717,819	10.49%	24,415,266	10.27%
Academic Support	593,812	1,231,225	427,722	0.18%	391,746	0.16%
Student Services	2,919,926	3,192,158	3,651,228	1.55%	3,984,930	1.68%
Institutional Support	(30)	0	0	0.00%	0	0.00%
Operation and Maintenance of Plant	0	0	0	0.00%	0	0.00%
Scholarships and Fellowships	93,955,138	97,026,865	95,777,102	40.64%	95,791,883	40.28%
Total Educational & General Expenditures	228,643,935	243,542,356	235,687,423	100%	237,837,007	100%
Total Current Uses	228,643,935	243,542,356	235,687,423	100%	237,837,007	100%
Ending Fund Balance	11,201,467	0	0		0	

**UNIVERSITY OF SOUTH CAROLINA COLUMBIA
BUDGET SUMMARY OF AUXILIARY ENTERPRISE FUNDS**

	ACTUAL 2017	PROJECTED 2018	PROPOSED 2019	PRELIMINARY 2020
REVENUES				
Department of Athletics	128,729,737	124,807,742	119,728,612	121,530,075
Housing and Residential Services	45,157,379	52,274,428	52,055,544	52,977,675
Student Health Services	14,516,002	15,508,874	16,167,280	16,716,128
Bookstores	2,043,319	1,950,000	1,925,000	1,900,000
Coliseum/Koger	1,054,878	928,359	985,000	985,000
Parking	9,937,040	11,424,609	12,581,921	12,749,079
Food Service	961,910	2,903,000	3,003,000	3,000,000
CarolinaCard	1,463,605	1,687,653	1,514,139	1,548,580
Other Auxiliary Operations	4,186,113	4,831,009	4,270,040	4,369,485
Unrealized Gains	(1,386,073)	0	0	0
TOTAL REVENUES	206,663,910	216,315,674	212,230,536	215,776,022
EXPENDITURES				
Department of Athletics	114,807,026	104,326,485	109,907,215	111,318,576
Housing and Residential Services	27,614,966	38,947,968	38,218,124	39,150,756
Student Health Services	14,180,233	15,740,594	15,602,405	16,171,572
Bookstores	83,000	50,000	50,000	50,000
Coliseum/Koger	856,046	867,000	1,440,000	940,000
Parking	4,689,257	4,271,104	4,356,526	4,443,657
Food Service	288,531	652,500	302,500	952,500
CarolinaCard	912,854	954,233	863,047	891,704
Other Auxiliary Operations	1,175,511	1,715,916	334,763	163,763
TOTAL EXPENDITURES	164,607,424	167,525,800	171,074,580	174,082,528
MANDATORY TRANSFERS IN / (OUT)				
Housing and Residential Services	(11,004,000)	(12,002,920)	(11,537,420)	(11,526,919)
Parking	(1,004,800)	(1,031,000)	(1,051,620)	(1,072,652)
TOTAL MANDATORY TRANSFERS	(12,008,800)	(13,033,920)	(12,589,040)	(12,599,571)
NON-MANDATORY TRANSFERS IN / (OUT)				
Department of Athletics	(13,490,924)	(19,843,001)	(9,332,702)	(9,502,906)
Housing and Residential Services	(5,393,345)	(1,323,540)	(2,300,000)	(2,300,000)
Student Health Services	(6,954,923)	(7,791,623)	(1,079,270)	(508,880)
Bookstores	(1,739,823)	(1,725,000)	(1,725,000)	(1,725,000)
Coliseum/Koger	(70,428)	(1,223,753)	0	0
Parking	(2,480,780)	(2,165,626)	(2,208,939)	(2,253,118)
Food Service	(287,884)	(200,000)	(2,200,000)	(200,000)
CarolinaCard	(466,690)	(514,000)	(513,880)	(514,124)
Other Auxiliary Operations	(2,398,380)	(2,480,500)	(2,480,304)	(2,480,304)
TOTAL NON-MANDATORY TRANSFERS	(33,283,177)	(37,267,043)	(21,840,095)	(19,484,332)
TOTAL EXPENDITURES AND TRANSFERS	209,899,401	217,826,763	205,503,715	206,166,431
REVENUES OVER / (UNDER) EXPENDITURES AND TRANSFERS				
Department of Athletics	431,787	638,256	488,695	708,593
Housing and Residential Services	1,145,068	0	0	0
Student Health Services	(6,619,154)	(8,023,343)	(514,395)	35,676
Bookstores	220,496	175,000	150,000	125,000
Coliseum/Koger	128,404	(1,162,394)	(455,000)	45,000
Parking	1,762,203	3,956,879	4,964,836	4,979,652
Food Service	385,495	2,050,500	500,500	1,847,500
CarolinaCard	84,061	219,420	137,212	142,752
Other Auxiliary Operations	612,222	634,593	1,454,973	1,725,418
TOTAL REVENUES OVER / (UNDER) EXPENDITURES AND TRANSFERS	(1,849,418)	(1,511,089)	6,726,821	9,609,591
ENDING FUND BALANCE				
Department of Athletics ⁽¹⁾	7,782,076	8,420,332	8,909,027	9,617,620
Housing and Residential Services	11,475,649	11,475,649	11,475,649	11,475,649
Student Health Services	11,679,290	3,655,947	3,141,552	3,177,228
Bookstores	4,141,824	4,316,824	4,466,824	4,591,824
Coliseum/Koger	2,454,233	1,291,839	836,839	881,839
Parking	8,451,949	12,408,828	17,373,664	22,353,316
Food Service	1,669,288	3,719,788	4,220,288	6,067,788
CarolinaCard	136,940	356,360	493,572	636,324
Other Auxiliary Operations	4,324,287	4,958,880	6,413,853	8,139,271
Unrealized Gains	0	0	0	0
TOTAL AUXILIARY ENDING FUND BALANCE	52,115,536	50,604,447	57,331,268	66,940,859

Note:

⁽¹⁾ In FY17 Gamecock Club was moved from C fund to Z fund resulting in a one-time adjustment to fund balance of \$6,885,094.

**UNIVERSITY OF SOUTH CAROLINA COLUMBIA
DEPARTMENT OF ATHLETICS
SUMMARY OF REVENUES, EXPENDITURES AND TRANSFERS**

	ACTUAL 2017	PROJECTED 2018	PROPOSED 2019	PRELIMINARY 2020
REVENUES				
Admissions	19,632,705	20,034,472	20,158,762	20,151,000
Guarantees	1,000	2,005,000	0	1,500,000
Seat Premiums	6,369,933	6,302,151	6,350,000	6,369,900
Student Matriculation Fees	2,775,540	2,852,078	2,832,250	2,837,250
Gamecock Club	14,264,462	13,382,758	13,387,600	13,556,250
Gifts & Donations	18,516,364	11,706,694	12,100,000	10,002,500
NCAA/SEC Distributions	42,765,856	41,265,017	41,595,000	43,627,000
Ancillary Sales	4,012,366	4,121,612	4,370,500	4,142,500
Sponsorships, Media Rights & Royalties	16,042,969	18,035,000	14,445,000	14,960,000
Other Revenue	4,348,542	5,102,960	4,489,500	4,383,675
TOTAL REVENUES	128,729,737	124,807,742	119,728,612	121,530,075
EXPENDITURES				
Personal Services and Fringe Benefits	44,738,337	46,595,985	49,745,715	50,524,402
Grants In Aid	12,696,562	13,121,558	14,612,800	15,082,194
Guarantees	3,370,318	1,986,400	3,440,500	2,861,900
Team Travel	9,052,553	7,193,065	6,709,800	6,843,996
General Travel	752,806	400,368	515,700	518,874
Recruiting	1,950,364	1,720,869	1,855,400	1,892,508
Team/Department Functions	1,418,379	1,733,653	2,548,200	2,619,852
Supplies and Equipment	10,979,950	7,373,816	7,283,300	7,420,241
Game Services	7,060,498	7,323,605	7,506,200	7,656,324
Other Services	6,928,765	3,697,734	1,599,200	1,600,786
Facilities	10,208,956	7,993,482	8,508,900	8,645,841
Marketing	1,237,257	1,094,681	1,121,300	1,134,377
General & Administrative	4,412,281	4,091,269	4,460,200	4,517,281
TOTAL EXPENDITURES	114,807,026	104,326,485	109,907,215	111,318,576
TRANSFERS				
Capital and Other Transfers In / (Out)	(13,490,924)	(19,843,001)	(9,332,702)	(9,502,906)
TOTAL EXPENDITURES AND TRANSFERS	128,297,950	124,169,486	119,239,917	120,821,482
REVENUES OVER / (UNDER) EXPENDITURES AND TRANSFERS	431,787	638,256	488,695	708,593
BEGINNING FUND BALANCE	14,235,383	7,782,077	8,420,333	8,909,028
ADJUSTMENT TO FUND BALANCE ⁽¹⁾	(6,885,094)	0	0	0
ENDING FUND BALANCE	7,782,077	8,420,333	8,909,028	9,617,621

Note:

⁽¹⁾ In FY17 Gamecock Club was moved from C fund to Z fund resulting in a one-time adjustment to fund balance of \$6,885,094.

FY 2018-2019 Projected Football Revenues

Home Games:

Opponent/ Season Tkt Value	Gross Sales (\$415 Season)	Bond Fee/Ticket \$15.00	Net Income	Admission Taxes	Net Ticket Sales	Game Guarantees Paid Out
Coastal Carolina (\$45)	2,385,992	826,500	1,559,492	74,262	1,485,230	1,200,000
Georgia (\$110)	7,137,943	987,750	6,150,193	292,866	5,857,327	0
Marshall (\$45)	2,166,743	756,750	1,409,993	67,143	1,342,850	1,300,000
Missouri (\$55)	3,132,043	885,750	2,246,293	106,966	2,139,327	0
Texas A&M (\$55)	3,022,793	861,000	2,161,793	102,943	2,058,850	0
Tennessee (\$65)	3,476,093	838,500	2,637,593	125,600	2,511,993	0
Chattanooga (\$40)	1,864,093	718,500	1,145,593	54,552	1,091,041	400,000
TOTAL	23,185,700	5,874,750	17,310,950	824,331	16,486,619	2,900,000

Total Gross Revenue	\$ 23,185,700
Debt Service Contribution	5,874,750
Admissions Taxes-SCDOR	824,331
Net Revenue to Athletic Operating	16,486,619
Academic Scholarships-Georgia Game -Projected*	\$ 626,892

**UNIVERSITY OF SOUTH CAROLINA COLUMBIA
DEPARTMENT OF HOUSING
SUMMARY OF REVENUES, EXPENDITURES AND TRANSFERS**

	ACTUAL 2017	PROJECTED 2018	PROPOSED 2019	PRELIMINARY 2020
REVENUES				
Room Fees ^(1,2)	42,300,539	50,158,395	50,221,044	51,140,675
Summer School ⁽⁴⁾	656,602	250,000	257,000	257,000
Conferences	710,639	750,000	800,000	800,000
Laundry Operations ⁽⁵⁾	254,721	17,152	0	0
Other Revenue	1,112,681	976,684	597,500	600,000
Investment Income ⁽³⁾	122,197	122,197	180,000	180,000
TOTAL REVENUES	45,157,379	52,274,428	52,055,544	52,977,675
EXPENDITURES				
Personnel Services and Fringe	10,740,952	11,583,850	11,813,969	12,168,388
Telephone	521,395	372,476	393,800	405,614
Printing and Advertising	123,714	120,000	174,285	179,514
University Overhead	2,131,836	2,242,042	2,257,870	2,325,606
Contractual, Data Processing, & Other Services	4,939,720	5,610,450	6,003,735	6,183,847
Utilities	5,331,265	5,950,000	6,050,000	6,171,000
Supplies	2,559,128	2,525,000	2,317,725	2,387,257
Insurance and Other Fixed Charges	424,574	538,300	669,445	689,528
Rents and Leases	666,333	7,535,850	5,970,132	6,149,236
Renovations, Repairs, & Refurbishments	176,050	2,470,000	2,567,163	2,490,766
TOTAL EXPENDITURES	27,614,966	38,947,968	38,218,124	39,150,756
MANDATORY TRANSFERS IN / (OUT)	(11,004,000)	(12,002,920)	(11,537,420)	(11,526,919)
NON-MANDATORY TRANSFERS IN / (OUT)				
Transfer to/from UCF-E&G	(3,589,457)	(323,540)	(800,000)	(800,000)
Transfer to Unexpended Plant	(1,803,888)	(1,000,000)	(1,500,000)	(1,500,000)
TOTAL NON-MANDATORY TRANSFERS	(5,393,345)	(1,323,540)	(2,300,000)	(2,300,000)
TOTAL EXPENDITURES AND TRANSFERS	44,012,311	52,274,428	52,055,544	52,977,675
REVENUES OVER / (UNDER) EXPENDITURES AND TRANSFERS	1,145,068	0	0	0
BEGINNING FUND BALANCE	10,330,581	11,475,649	11,475,649	11,475,649
ENDING FUND BALANCE	11,475,649	11,475,649	11,475,649	11,475,649

Notes:

(1) Fiscal Year 2017 reflects permanent closure of Carolina Gardens and the Roost.

(2) Fiscal Year 2018 includes Aspire and Park Place Leases; 2019 and 2020 include Park Place Lease only.

(3) Internally designated to fund Maintenance Reserve Fund.

(4) A posting error incorrectly placed FY 2016 summer revenue in FY 2017.

(5) Laundry revenue now charged through the student housing fee beginning FY 2018.

**UNIVERSITY OF SOUTH CAROLINA COLUMBIA
DEPARTMENT OF HOUSING
SUMMARY OF REVENUE, EXPENDITURES AND TRANSFERS
MAINTENANCE RESERVE ACCOUNT ***

	ACTUAL 2017	PROJECTED 2018	PROPOSED 2019	PRELIMINARY 2020
REVENUE				
Investment Income ⁽¹⁾	14	0	0	0
TOTAL REVENUE	<u>14</u>	<u>0</u>	<u>0</u>	<u>0</u>
EXPENDITURES	0	0	0	0
NON-MANDATORY TRANSFERS IN				
Bond Refunds	0	0	0	0
Transfer from Current Operating Fund ⁽²⁾	1,500,000	1,000,000	1,500,000	1,500,000
TOTAL NON-MANDATORY TRANSFERS IN	<u>1,500,000</u>	<u>1,000,000</u>	<u>1,500,000</u>	<u>1,500,000</u>
NON-MANDATORY TRANSFERS (OUT)				
Transfer to Unexpended Plant ⁽⁴⁾	(357)	(1,000,000)	(3,000,000)	(1,500,000)
TOTAL NON-MANDATORY TRANSFERS (OUT)	<u>(357)</u>	<u>(1,000,000)</u>	<u>(3,000,000)</u>	<u>(1,500,000)</u>
REVENUE OVER / (UNDER) EXPENDITURES AND TRANSFERS	1,499,657	0	(1,500,000)	0
BEGINNING FUND BALANCE	418,695	1,918,352	1,918,352	418,352
ENDING FUND BALANCE ⁽³⁾	<u>1,918,352</u>	<u>1,918,352</u>	<u>418,352</u>	<u>418,352</u>

Notes:

⁽¹⁾ Internally designated to fund Maintenance Reserve Fund.

⁽²⁾ Transfer from Housing operating accounts.

⁽³⁾ The ending fund balance is designated for renovations and deferred maintenance.

⁽⁴⁾ Proposed 2019 transfer to unexpended plant is for New Honor's Wing.

* The information in this schedule is for information only and not included in the "Budget Summary of Auxiliary Enterprise Funds".

**UNIVERSITY OF SOUTH CAROLINA COLUMBIA
STUDENT HEALTH SERVICES
SUMMARY OF REVENUES, EXPENDITURES AND TRANSFERS**

	ACTUAL 2017	PROJECTED 2018	PROPOSED 2019	PRELIMINARY 2020
REVENUES				
Fall, Spring, and Summer Fees ⁽¹⁾	10,208,563	10,862,599	11,138,280	11,472,428
Other Health Fees (FFS & Sponsored Programs)	4,307,439	4,646,275	5,029,000	5,243,700
TOTAL REVENUES	14,516,002	15,508,874	16,167,280	16,716,128
EXPENDITURES				
Personnel Services and Fringe	10,548,717	11,482,708	11,827,929	12,182,767
Contractual Services	1,795,316	1,785,232	1,857,365	1,972,500
Supplies	538,446	1,141,183	516,151	555,297
Fixed Charges	179,631	195,332	200,960	211,008
Equipment	12,776	0	0	0
Medications for Resale	1,105,347	1,136,139	1,200,000	1,250,000
TOTAL EXPENDITURES	14,180,233	15,740,594	15,602,405	16,171,572
NON-MANDATORY TRANSFERS IN / (OUT)	(236,238)	(819,222)	(508,880)	(508,880)
TOTAL EXPENDITURES AND TRANSFERS	14,416,471	16,559,816	16,111,285	16,680,452
REVENUES OVER / (UNDER) EXPENDITURES AND TRANSFERS	99,531	(1,050,942)	55,995	35,676
BEGINNING FUND BALANCE	4,036,968	4,136,499	3,085,557	3,141,552
ENDING FUND BALANCE	4,136,499	3,085,557	3,141,552	3,177,228

Note:

⁽¹⁾ Starting in FY16, \$875,000 of Student Health Services revenue was retained by the Bursar's Office to cover new building debt service.

**UNIVERSITY OF SOUTH CAROLINA COLUMBIA
STUDENT HEALTH SERVICES
SUMMARY OF REVENUE, EXPENDITURES AND TRANSFERS
RENOVATION AND REPLACEMENT RESERVE ACCOUNT**

	ACTUAL 2017	PROJECTED 2018	PROPOSED 2019	PRELIMINARY 2020
REVENUE				
Investment Income	0	0	0	0
Other Auxiliary Revenue	0	0	0	0
TOTAL REVENUE	0	0	0	0
NONMANDATORY TRANSFERS IN				
Transfer from Current Operating Fund	0	0	0	0
TOTAL NONMANDATORY TRANSFERS IN	0	0	0	0
NONMANDATORY TRANSFERS (OUT)				
Transfer to Unexpended Plant ⁽¹⁾	(6,718,685)	(6,972,401)	(570,390)	0
TOTAL NONMANDATORY TRANSFERS (OUT)	(6,718,685)	(6,972,401)	(570,390)	0
REVENUE OVER / (UNDER) EXPENDITURES AND TRANSFERS	(6,718,685)	(6,972,401)	(570,390)	0
BEGINNING FUND BALANCE	14,261,476	7,542,791	570,390	0
ENDING FUND BALANCE	7,542,791	570,390	0	0

Note:

⁽¹⁾ Transfer amounts for FY17 and FY18 represent expected transfers to cover remainder of construction costs for new building.

**UNIVERSITY OF SOUTH CAROLINA COLUMBIA
PARKING
SUMMARY OF REVENUES, EXPENDITURES AND TRANSFERS**

	ACTUAL 2017	PROJECTED 2018 ⁽¹⁾	PROPOSED 2019	PRELIMINARY 2020
REVENUES				
Meter Receipts	661,881	687,407	701,155	715,178
Waiver of Fines	0	0	0	0
Coliseum Parking	809,702	750,590	765,602	780,914
Space Rentals	4,850,461	5,717,666	5,832,019	5,948,659
Tuition Fee Distribution for Shuttlecock	2,923,251	3,850,282	4,833,532	4,833,532
Fines	631,061	376,248	406,348	426,666
Other Revenue	60,684	42,416	43,265	44,130
TOTAL REVENUES	9,937,040	11,424,609	12,581,921	12,749,079
EXPENDITURES				
Equipment	0	0	0	0
Expenditures	4,689,257	4,271,104	4,356,526	4,443,657
TOTAL EXPENDITURES	4,689,257	4,271,104	4,356,526	4,443,657
MANDATORY TRANSFERS IN / (OUT)	(1,004,800)	(1,031,000)	(1,051,620)	(1,072,652)
NON-MANDATORY TRANSFERS IN / (OUT)	(2,480,780)	(2,165,626)	(2,208,939)	(2,253,118)
TOTAL EXPENDITURES AND TRANSFERS	8,174,837	7,467,730	7,617,085	7,769,427
REVENUES OVER / (UNDER) EXPENDITURES AND TRANSFERS	1,762,203	3,956,879	4,964,836	4,979,652
BEGINNING FUND BALANCE	6,689,746	8,451,949	12,408,828	17,373,664
ENDING FUND BALANCE	8,451,949	12,408,828	17,373,664	22,353,316

Notes:

⁽¹⁾ During fiscal year 2017-2018 there's been a reduction of staff in various areas to create a reduction in expenditures and revenue (for example: Citation Revenue (40207)).

⁽²⁾ Mandatory Transfer Out will increase due to Greek Village Garage Bond and other related expenses.

**UNIVERSITY OF SOUTH CAROLINA COLUMBIA
BOOKSTORE
SUMMARY OF REVENUES, EXPENDITURES AND TRANSFERS**

	ACTUAL 2017	PROJECTED 2018	PROPOSED 2019	PRELIMINARY 2020
REVENUES				
Campus Bookstore				
Misc Revenue	0	0	0	0
Investment Income	51,437	50,000	50,000	50,000
Bookstore Commissions	1,991,882	1,900,000	1,875,000	1,850,000
Total Campus Bookstore	2,043,319	1,950,000	1,925,000	1,900,000
Telecommunications - Book Account	0	0	0	0
TOTAL REVENUES	2,043,319	1,950,000	1,925,000	1,900,000
EXPENDITURES				
Campus Bookstore	50,000	50,000	50,000	50,000
Telecommunications - Book Account	33,000	0	0	0
TOTAL EXPENDITURES	83,000	50,000	50,000	50,000
NON-MANDATORY TRANSFERS IN / (OUT)				
Campus Bookstore ⁽¹⁾	(1,739,823)	(1,725,000)	(1,725,000)	(1,725,000)
Telecommunications - Book Account	0	0	0	0
TOTAL NON-MANDATORY TRANSFERS	(1,739,823)	(1,725,000)	(1,725,000)	(1,725,000)
TOTAL EXPENDITURES AND TRANSFERS	1,822,823	1,775,000	1,775,000	1,775,000
REVENUES OVER / (UNDER) EXPENDITURES AND TRANSFERS				
Campus Bookstore	253,496	175,000	150,000	125,000
Telecommunications - Book Account	(33,000)	0	0	0
TOTAL REVENUES OVER / (UNDER) EXPENDITURES AND TRANSFERS	220,496	175,000	150,000	125,000
BEGINNING FUND BALANCE				
Campus Bookstore	3,791,690	4,045,186	4,220,186	4,370,186
Telecommunications - Book Account	129,638	96,638	96,638	96,638
TOTAL BEGINNING FUND BALANCE	3,921,328	4,141,824	4,316,824	4,466,824
ENDING FUND BALANCE				
Campus Bookstore	4,045,186	4,220,186	4,370,186	4,495,186
Telecommunications - Book Account	96,638	96,638	96,638	96,638
TOTAL ENDING FUND BALANCE	4,141,824	4,316,824	4,466,824	4,591,824

Note:

⁽¹⁾ Includes one-time transfer to the CarolinaCard account of \$50,000 in FY17.

**UNIVERSITY OF SOUTH CAROLINA COLUMBIA
COLISEUM AND KOGER AUXILIARY ACTIVITIES
SUMMARY OF REVENUES, EXPENDITURES AND TRANSFERS**

	ACTUAL 2017	PROJECTED 2018	PROPOSED 2019	PRELIMINARY 2020
REVENUES				
Coliseum	298,483	200,000	0	0
Coliseum Concessions	6,414	6,000	0	0
Koger	640,292	655,000	955,000	955,000
Koger Symphony Orchestra Events	109,689	67,359	30,000	30,000
TOTAL REVENUES	1,054,878	928,359	985,000	985,000
EXPENDITURES				
Coliseum	248,287	78,000	500,000	0
Coliseum Concessions	0	0	0	0
Koger	494,315	725,000	910,000	910,000
Koger Symphony Orchestra Events	113,444	64,000	30,000	30,000
TOTAL EXPENDITURES	856,046	867,000	1,440,000	940,000
NON-MANDATORY TRANSFERS IN / (OUT)				
Coliseum	(87,800)	(1,190,968)	0	0
Coliseum Concessions	17,372	(549,356)	0	0
Koger	0	516,571	0	0
Koger Symphony Orchestra Events	0	0	0	0
TOTAL NON-MANDATORY TRANSFERS	(70,428)	(1,223,753)	0	0
TOTAL EXPENDITURES AND TRANSFERS	926,474	2,090,753	1,440,000	940,000
REVENUES OVER / (UNDER) EXPENDITURES AND TRANSFERS				
Coliseum	(37,604)	(1,068,968)	(500,000)	0
Coliseum Concessions	23,786	(543,356)	0	0
Koger	145,977	446,571	45,000	45,000
Koger Symphony Orchestra Events	(3,755)	3,359	0	0
TOTAL REVENUES OVER / (UNDER) EXPENDITURES AND TRANSFERS	128,404	(1,162,394)	(455,000)	45,000
BEGINNING FUND BALANCE				
Coliseum	1,606,572	1,568,968	500,000	0
Coliseum Concessions	519,570	543,356	0	0
Koger	199,291	345,268	791,839	836,839
Koger Symphony Orchestra Events	396	(3,359)	0	0
TOTAL BEGINNING FUND BALANCE	2,325,829	2,454,233	1,291,839	836,839
ENDING FUND BALANCE				
Coliseum	1,568,968	500,000	0	0
Coliseum Concessions	543,356	0	0	0
Koger	345,268	791,839	836,839	881,839
Koger Symphony Orchestra Events	(3,359)	0	0	0
TOTAL ENDING FUND BALANCE	2,454,233	1,291,839	836,839	881,839

**UNIVERSITY OF SOUTH CAROLINA COLUMBIA
CAROLINACARD
SUMMARY OF REVENUES, EXPENDITURES AND TRANSFERS**

	ACTUAL 2017	PROJECTED 2018	PROPOSED 2019	PRELIMINARY 2020
REVENUE				
CarolinaCard	1,463,605	1,687,653	1,514,139	1,548,580
EXPENDITURES				
CarolinaCard	912,854	954,233	863,047	891,704
NON-MANDATORY TRANSFERS IN / (OUT)				
CarolinaCard	(466,690)	(514,000)	(513,880)	(514,124)
TOTAL EXPENDITURES AND TRANSFERS	1,379,544	1,468,233	1,376,927	1,405,828
REVENUE OVER / (UNDER) EXPENDITURES AND TRANSFERS				
CarolinaCard	84,061	219,420	137,212	142,752
BEGINNING FUND BALANCE				
CarolinaCard	52,879	136,940	356,360	493,572
ENDING FUND BALANCE				
CarolinaCard	136,940	356,360	493,572	636,324

**UNIVERSITY OF SOUTH CAROLINA COLUMBIA
FOOD SERVICES
SUMMARY OF REVENUES, EXPENDITURES AND TRANSFERS**

	ACTUAL 2017	PROJECTED 2018	PROPOSED 2019	PRELIMINARY 2020
REVENUE				
Food Services ⁽¹⁾	961,910	2,903,000	3,003,000	3,000,000
EXPENDITURES				
Food Services	288,531	652,500	302,500	952,500
NON-MANDATORY TRANSFERS IN / (OUT)				
Food Services ⁽¹⁾	(287,884)	(200,000)	(2,200,000)	(200,000)
TOTAL EXPENDITURES AND TRANSFERS	576,415	852,500	2,502,500	1,152,500
REVENUE OVER / (UNDER) EXPENDITURES AND TRANSFERS				
Food Services	385,495	2,050,500	500,500	1,847,500
BEGINNING FUND BALANCE				
Food Services	1,283,793	1,669,288	3,719,788	4,220,288
ENDING FUND BALANCE				
Food Services	1,669,288	3,719,788	4,220,288	6,067,788

Note:

⁽¹⁾ New Food Service vendor under contract beginning FY18. Additional revenue from commission payments and depreciation reserve contributions will be directed to fund food service facilities renovations.

**UNIVERSITY OF SOUTH CAROLINA COLUMBIA
OTHER AUXILIARY OPERATIONS
SUMMARY OF REVENUES, EXPENDITURES AND TRANSFERS**

	ACTUAL 2017	PROJECTED 2018	PROPOSED 2019	PRELIMINARY 2020
REVENUES				
Campus Vending	676,824	670,000	680,000	685,000
Trademarks & Licensing	2,528,418	2,818,346	2,910,040	3,004,485
Class Rings	373,800	390,000	390,000	390,000
All Other ⁽¹⁾	607,071	952,663	290,000	290,000
TOTAL REVENUES	4,186,113	4,831,009	4,270,040	4,369,485
EXPENDITURES				
Campus Vending	42,467	50,996	50,996	50,996
Trademarks & Licensing	949,733	1,660,020	268,767	92,767
Class Rings	375	0	0	0
All Other ⁽¹⁾	182,936	4,900	15,000	20,000
TOTAL EXPENDITURES	1,175,511	1,715,916	334,763	163,763
NON-MANDATORY TRANSFERS IN / (OUT)				
Campus Vending	(444,680)	(473,500)	(473,304)	(473,304)
Trademarks & Licensing	(1,728,700)	(1,542,000)	(1,542,000)	(1,542,000)
Class Rings	(150,000)	(390,000)	(390,000)	(390,000)
All Other ⁽¹⁾	(75,000)	(75,000)	(75,000)	(75,000)
TOTAL NON-MANDATORY TRANSFERS	(2,398,380)	(2,480,500)	(2,480,304)	(2,480,304)
TOTAL EXPENDITURES AND TRANSFERS	3,573,891	4,196,416	2,815,067	2,644,067
REVENUES OVER / (UNDER) EXPENDITURES AND TRANSFERS				
Campus Vending	189,677	145,504	155,700	160,700
Trademarks & Licensing	(150,015)	(383,674)	1,099,273	1,369,718
Class Rings	223,425	0	0	0
All Other ⁽¹⁾	349,135	872,763	200,000	195,000
TOTAL REVENUE OVER / (UNDER) EXPENDITURES AND TRANSFERS	612,222	634,593	1,454,973	1,725,418
BEGINNING FUND BALANCE				
Campus Vending	184,237	373,914	519,418	675,118
Trademarks & Licensing	480,117	330,102	(53,572)	1,045,701
Class Rings	563,440	786,865	786,865	786,865
All Other ⁽¹⁾	2,484,271	2,833,406	3,706,169	3,906,169
TOTAL BEGINNING FUND BALANCE	3,712,065	4,324,287	4,958,880	6,413,853
ENDING FUND BALANCE				
Campus Vending	373,914	519,418	675,118	835,818
Trademarks & Licensing ⁽²⁾	330,102	(53,572)	1,045,701	2,415,419
Class Rings	786,865	786,865	786,865	786,865
All Other ⁽¹⁾	2,833,406	3,706,169	3,906,169	4,101,169
TOTAL ENDING FUND BALANCE	4,324,287	4,958,880	6,413,853	8,139,271

Note:

⁽¹⁾ All Other includes ATM Commissions, Dell Rebates and Carolina Mall. Excludes unrealized gains (620200CZ300).

⁽²⁾ Trademark & Licensing will operate under Athletics beginning in FY19.

UNIVERSITY OF SOUTH CAROLINA COLUMBIA
DESIGNATED FUNDS¹
FY 2019 BUDGET

	FUND TYPE	FINAL FY 2017 BUDGET	FY 2017 ACTUAL	APPROVED FY 2018 BUDGET	REVISED FY 2018 BUDGET	PROPOSED FY 2019 BUDGET
SOURCES:						
Bookstore - General University Scholarships	C	1,650,000	1,650,000	1,650,000	1,650,000	1,900,000
Bookstore - Law ²	C	45,000	45,000	45,000	45,000	45,000
Bookstore - Band	C	25,000	25,000	25,000	25,000	25,000
Other Auxiliary - President's Commencement Scholars	C	20,000	20,000	20,000	20,000	20,000
Trademark and Licensing - General University Scholarships	C	1,225,000	1,225,000	1,225,000	1,225,000	1,500,000
Trademark and Licensing - Chorus	C	10,000	5,000	10,000	10,000	10,000
Food Service Contract - General University Scholarships	B	200,000	200,000	200,000	200,000	300,000
Ring Sales - General University Scholarships	C	150,000	150,000	150,000	150,000	300,000
ATM Commissions - General University Scholarships	C	75,000	75,000	75,000	75,000	150,000
West Campus	C	0	0	0	0	400,000
Vending - Engineering Scholarships	C	1,500	1,500	1,500	1,500	1,500
Vending, Bookstore and Miscellaneous Collections ³	C	530,400	408,571	530,400	630,400	592,900
		3,931,900	3,805,071	3,931,900	4,031,900	5,244,400
USES:						
Scholarships - General University	S	3,300,000	3,300,000	3,300,000	3,300,000	4,550,000
Scholarships - Law	S	45,000	45,000	45,000	45,000	45,000
Scholarships - Band	S	25,000	25,000	25,000	25,000	25,000
Scholarships - Chorus	S	10,000	10,000	10,000	10,000	10,000
Scholarships - Engineering	S	1,500	1,500	1,500	1,500	1,500
Scholarships - President's Commencement-Regionals	S	20,000	20,000	20,000	20,000	20,000
University Development & Functions	R	125,291	102,637	165,000	200,000	175,000
Donor Development	R	100,000	93,270	100,000	100,000	100,000
Administration & Finance ³	R	70,000	42,468	75,000	90,000	80,000
Provost	R	60,000	28,900	60,000	60,000	60,000
President	R	45,000	42,748	52,500	52,500	60,000
Various University Departments ⁴	*	21,400	21,400	21,400	21,400	21,400
Student Affairs	R	20,000	18,938	20,000	20,000	20,000
Government & Community Affairs	R	24,709	24,708	20,000	20,000	20,000
Staff Development Program	R	15,000	0	15,000	15,000	0
Residence Life Program Development	R	15,000	15,000	15,000	15,000	15,000
Commencements ⁵	R	8,050	7,313	10,000	10,000	15,000
University Secretary	R	11,950	5,519	12,500	12,500	12,500
Communications	R	5,000	2,788	5,000	5,000	5,000
University Technology Services	R	5,000	0	5,000	5,000	5,000
Research and Graduate Education	R	2,000	1,898	2,000	2,000	2,000
Human Resources	R	1,000	940	1,000	1,000	1,000
Legal Affairs	R	1,000	45	1,000	1,000	1,000
		3,931,900	3,810,071	3,981,900	4,031,900	5,244,400

(1) Designated Funds include not only the Board of Trustees controlled funds from auxiliary enterprise operations (R Funds), but also the scholarship allocations from auxiliary operations.

(2) Law allocation from Bookstore Commission is based on an agreed upon distribution.

(3) Administration & Finance carries forward unused funds from year to year.

(4) Various University Departments are vending funds that have been provided to departments based on historical allocation of sales. These are D, E and Z funds. All allocations and funds used will be reviewed and updated in FY2018.

(5) Commencement budget has been re-aligned. All commencement expenditures were consolidated to this account for the first time for FY2017.

- This page intentionally left blank -

UNIVERSITY OF SOUTH CAROLINA

PROPOSED BUDGET for FISCAL YEAR 2018-2019

Table of Contents

I. Budget
Overview

II. Fees

III. USC
Columbia

IV. USC
Medicine

V. Comprehensive
Universities

VI. Palmetto
College

VII. Appendices

IV. USC Medicine

- ▶ USC School of Medicine
- ▶ USC School of Medicine - Greenville
 - ❖ Capsule of Performance Data
 - ❖ General Funds Sources and Uses Summary
 - ❖ Statement of Total Current Funds Resources and Uses
 - ❖ Statement of Current Unrestricted Funds Resources and Uses
 - FY 2017 Actual Summary
 - FY 2018 Projected Summary
 - FY 2019 Proposed Summary
 - FY 2020 Preliminary Summary
 - ❖ Statement of Restricted Funds Resources and Uses

CAPSULE OF PERFORMANCE DATA
School of Medicine

Fall Enrollment (Majors)	Fall 2016	Fall 2017
Total Students:		
Full-Time	584	572
Part-Time	11	40
Total Fall Enrollment	595	612
Total Students:		
Undergraduate	0	0
Graduate	223	233
Medicine-MD	372	379
Total Fall Enrollment	595	612
Full-Time Equivalent Students:		
Undergraduate	0	0
Graduate/Professional	584	602
Total FTEs	584	602

*FTE - Full-time equivalent students

Degrees Awarded	FY 15-16	FY 16-17
Bachelors	0	0
Masters	72	84
Doctorates	3	5
Professional and Other	86	86
Total Degrees	161	175

Grant Activity	FY 15-16	FY 16-17
Grant Expenditures by Purpose:		
Research	\$10,915,704	\$ 11,527,694
Public Service	22,494,249	24,208,188
Scholarships	308,675	401,033
Academic & Institutional Support	0	0
Operations & Maintenance Plant	0	0
Other	0	0
Total	\$ 33,718,628	\$ 36,136,915

Full-Time Ranked Faculty	Fall 2016	Fall 2017
(includes medical professionals)		
Professor ⁽¹⁾	42	49
Associate Professor	66	78
Assistant Professor	124	120
Instructors/Lecturers	17	20
Total	249	267

Notes:

⁽¹⁾ Based on human resource records Fall 2017.

⁽²⁾ Based on Spring and Summer degrees per Strategic Planning Stats.

Source: Office of Institutional Research, Assessment and Analytics.

Departments: Basic Science/Support:

Cell Biology and Anatomy Department
Pathology, Microbiology & Immunology Department
Pharmacology, Physiology and Neuroscience Dept.
Animal Resource Facility
Instrument Resource Facility
Medical Library

Degrees Offered:

Biomedical Sciences, MS, PhD
Genetic Counseling, MS
Nurse Anesthesia, MNA (Doctoral Degree 2018/19)
Medicine, MD
Rehabilitation Counseling, MRC
Physician Assistant

Programs, Institutes, Centers:

The Center for Disability Resources
Continuing Medical Education
Ultrasound Institute
Rural Primary Care Education Program

Clinical Programs:

University Specialty Clinics
 Family and Preventive Medicine
 Internal Medicine
 Internal Medicine includes:
 Pulmonary/Critical Care
 Community Internal Medicine
 Infectious Disease
 Endocrinology
 Neurology (Clinical Integration 4/1/17)
 Neuropsychiatry
 OB/GYN
 Ophthalmology (Clinical Integration 11/1/13)
 Orthopedic Surgery
 Pediatrics
 Radiology - Medical Education
 Surgery
Residency/Fellowship Programs at Palmetto & VA

Hospital Affiliations:

Greenville Health System
Dorn V.A. Hospital
Palmetto Health
McLeod Health

Explanatory Note:

Faculty are on twelve month appointments.

**UNIVERSITY OF SOUTH CAROLINA SCHOOL OF MEDICINE
GENERAL FUNDS SOURCES AND USES SUMMARY**

	FY 2018 PROJECTED		FY 2019 PROPOSED	
<u>REVENUE AND FUNDS SOURCES</u>				
STATE APPROPRIATION				
Appropriation	13,891,833		14,071,648	
Health Insurance Increase	62,037		111,000	
Retirement Increase	117,778		112,197	
Child Abuse Medical Response	950,000		2,075,000	
TOTAL APPROPRIATION	15,021,648	41.51%	16,369,845	41.64%
STUDENT FEES				
Student Fee Base	18,546,926		18,546,926	
Tuition Discounting	89,775		89,775	
Enrollment Increase (Decrease)			984,123	
Proposed Tuition Increase			478,745	
TOTAL STUDENT FEES	18,636,701	51.49%	20,099,569	51.13%
CAMPUS GENERATED AND OTHER				
Sales and Service	1,000,358		984,932	
Other Revenue	600,000		618,000	
Transfers In	2,172,162		2,500,000	
Transfer Out: 3% Reallocation Initiative	(880,000)		(880,000)	
Transfers Out: Other	(358,422)		(383,191)	
TOTAL CAMPUS GENERATED AND OTHER	2,534,098	7.00%	2,839,741	7.22%
TOTAL REVENUE AND FUNDS SOURCES	36,192,447	100%	39,309,155	100%

	FY 2018 PROJECTED		FY 2019 PROPOSED	
<u>EXPENDITURES AND FUNDS USES</u>				
EXPENDITURE BASE				
Tuition Discounting Increase	38,629,890		38,629,890	
			0	
			38,629,890	
EXPENSE CHANGES				
Health Insurance Increase (\$384,800 all funds)			111,000	6.19%
Retirement Increase (\$480,000 all funds)			185,000	10.31%
Increase - Faculty and Staff, Net Compensation Changes			219,383	12.23%
Increase - Net Physician Assistant Program Expenditures			60,310	3.36%
Increase - Utilities			31,616	1.76%
Increase - Supplies			35,756	1.99%
Increase - Equipment and Books			26,346	1.47%
Increase - Child Abuse Awareness			1,125,000	62.69%
TOTAL EXPENSE CHANGE			1,794,411	100.00%
TOTAL EXPENDITURES AND FUNDS USES	38,629,890		40,424,301	
FY CHANGE IN FUND BALANCE	(2,437,443)		(1,115,146)	
BEGINNING FUND BALANCE	16,485,186		14,047,743	
ENDING FUND BALANCE	14,047,743		12,932,597	

UNIVERSITY OF SOUTH CAROLINA SCHOOL OF MEDICINE BUDGET SUMMARY
Statement of Total Current Funds Resources and Uses

	ACTUAL 2017	PROJECTED 2018			PROPOSED 2019				PRELIMINARY 2020			
	TOTAL 2017	Projected Unrestricted	Projected Restricted	TOTAL 2018	Proposed Unrestricted	Proposed Restricted	TOTAL 2019	Percent of Resources or Uses	Proposed Unrestricted	Proposed Restricted	TOTAL 2020	Percent of Resources or Uses
Sources:												
Revenue:												
Tuition and Fees	19,106,998	19,041,700	0	19,041,700	20,506,593	0	20,506,593	20.84%	22,067,593	0	22,067,593	22.36%
State Appropriations	14,641,833	15,021,648	0	15,021,648	16,369,845	0	16,369,845	16.63%	16,369,845	0	16,369,845	16.59%
Grants, Contracts and Gifts	36,207,174	1,911,565	35,870,125	37,781,690	1,936,123	36,766,878	38,703,001	39.32%	1,956,274	37,545,468	39,501,742	40.03%
Sales and Service of Educ. & Other Sources	805,282	1,240,742	0	1,240,742	1,226,518	0	1,226,518	1.25%	1,262,347	0	1,262,347	1.28%
Sales and Service of Auxiliary Enterprises	0	0	0	0	0	0	0	0.00%	0	0	0	0.00%
Total	70,761,287	37,215,655	35,870,125	73,085,780	40,039,079	36,766,878	76,805,957	78%	41,656,059	37,545,468	79,201,527	80%
Transfers and Prior Year Balances:												
Net Transfers	4,493,424	1,011,912	(205,021)	806,891	1,314,981	(211,172)	1,103,809	1.12%	1,289,718	(217,507)	1,072,211	1.09%
Beginning Fund Balance	20,135,302	24,421,527	(2,090,087)	22,331,440	20,511,867	0	20,511,867	20.84%	18,402,809	0	18,402,809	18.65%
Total	24,628,726	25,433,439	(2,295,108)	23,138,331	21,826,848	(211,172)	21,615,676	22%	19,692,527	(217,507)	19,475,020	20%
Total Current Resources	95,390,013	62,649,094	33,575,017	96,224,111	61,865,927	36,555,706	98,421,633	100%	61,348,586	37,327,961	98,676,547	100%
Uses:												
Educational and General:												
Instruction	19,685,974	21,630,408	0	21,630,408	21,973,502	0	21,973,502	27.46%	22,753,536	0	22,753,536	27.64%
Research	14,979,935	3,991,679	11,090,416	15,082,095	3,570,953	11,423,131	14,994,084	18.74%	3,710,349	11,765,825	15,476,174	18.80%
Public Service	24,124,029	50,806	22,098,780	22,149,586	44,019	24,735,179	24,779,198	30.97%	45,780	25,152,818	25,198,598	30.62%
Academic Support	5,219,583	6,691,232	0	6,691,232	7,932,183	0	7,932,183	9.91%	8,173,574	0	8,173,574	9.93%
Student Services	1,850,269	2,417,518	0	2,417,518	2,459,411	0	2,459,411	3.07%	2,546,625	0	2,546,625	3.09%
Institutional Support	3,919,187	3,982,488	0	3,982,488	4,051,500	0	4,051,500	5.06%	4,195,171	0	4,195,171	5.10%
Operation and Maintenance of Plant	2,878,563	3,373,096	0	3,373,096	3,431,550	0	3,431,550	4.29%	3,553,238	0	3,553,238	4.32%
Scholarships and Fellowships	401,033	0	385,821	385,821	0	397,396	397,396	0.50%	0	409,318	409,318	0.50%
Total Educational & General Expenditures	73,058,573	42,137,227	33,575,017	75,712,244	43,463,118	36,555,706	80,018,824	100%	44,978,273	37,327,961	82,306,234	100%
Total Auxiliary Enterprises	0	0	0	0	0	0	0	0%	0	0	0	0%
Total Current Uses	73,058,573	42,137,227	33,575,017	75,712,244	43,463,118	36,555,706	80,018,824	100%	44,978,273	37,327,961	82,306,234	100%
Ending Fund Balance	22,331,440	20,511,867	0	20,511,867	18,402,809	0	18,402,809		16,370,313	0	16,370,313	

UNIVERSITY OF SOUTH CAROLINA SCHOOL OF MEDICINE BUDGET SUMMARY
Statement of Current Unrestricted Funds Resources and Uses

	ACTUAL 2017	PROJECTED 2018		PROPOSED 2019				PRELIMINARY 2020				
	Total Unrestricted Funds	General	Other	Total Unrestricted Funds	General	Other	Total Unrestricted Funds	Percent of Resources or Uses	General	Other	Total Unrestricted Funds	Percent of Resources or Uses
Resources:												
Revenue:												
Tuition and Fees	19,106,998	18,636,701	404,999	19,041,700	20,099,569	407,024	20,506,593	33.15%	21,660,072	407,521	22,067,593	35.97%
State Appropriations	14,641,833	15,021,648	0	15,021,648	16,369,845	0	16,369,845	26.46%	16,369,845	0	16,369,845	26.68%
Grants, Contracts and Gifts	2,424,905	600,000	1,311,565	1,911,565	618,000	1,318,123	1,936,123	3.13%	636,540	1,319,734	1,956,274	3.19%
Sales and Service of Educ. & Other Sources	805,553	1,000,358	240,384	1,240,742	984,932	241,586	1,226,518	1.98%	1,020,466	241,881	1,262,347	2.06%
Sales and Service of Auxiliary Enterprises	0	0	0	0	0	0	0	0.00%	0	0	0	0.00%
Total Unrestricted Revenue	36,979,289	35,258,707	1,956,948	37,215,655	38,072,346	1,966,733	40,039,079	65%	39,686,923	1,969,136	41,656,059	68%
Transfers and Prior Year Balances:												
Net Transfers	4,821,476	933,740	78,172	1,011,912	1,236,809	78,172	1,314,981	2.13%	1,211,546	78,172	1,289,718	2.10%
Beginning Fund Balance	19,542,420	16,485,186	7,936,341	24,421,527	14,047,743	6,464,124	20,511,867	33.16%	12,932,597	5,470,212	18,402,809	30.00%
Total	24,363,896	17,418,926	8,014,513	25,433,439	15,284,552	6,542,296	21,826,848	35%	14,144,143	5,548,384	19,692,527	32%
Total Resources	61,343,185	52,677,633	9,971,461	62,649,094	53,356,898	8,509,029	61,865,927	100%	53,831,066	7,517,520	61,348,586	100%
Uses:												
Educational and General:												
Instruction	19,685,974	21,420,134	210,274	21,630,408	21,791,318	182,184	21,973,502	50.56%	22,564,065	189,471	22,753,536	50.59%
Research	3,452,241	745,422	3,246,257	3,991,679	758,339	2,812,614	3,570,953	8.22%	785,231	2,925,118	3,710,349	8.25%
Public Service	(84,159)	0	50,806	50,806	0	44,019	44,019	0.10%	0	45,780	45,780	0.10%
Academic Support	5,219,583	6,691,232	0	6,691,232	7,932,183	0	7,932,183	18.25%	8,173,574	0	8,173,574	18.17%
Student Services	1,850,269	2,417,518	0	2,417,518	2,459,411	0	2,459,411	5.66%	2,546,625	0	2,546,625	5.66%
Institutional Support	3,919,187	3,982,488	0	3,982,488	4,051,500	0	4,051,500	9.32%	4,195,171	0	4,195,171	9.33%
Operation and Maintenance of Plant	2,878,563	3,373,096	0	3,373,096	3,431,550	0	3,431,550	7.90%	3,553,238	0	3,553,238	7.90%
Scholarships and Fellowships	0	0	0	0	0	0	0	0.00%	0	0	0	0.00%
Total Educational & General Expenditures	36,921,658	38,629,890	3,507,337	42,137,227	40,424,301	3,038,817	43,463,118	100%	41,817,904	3,160,369	44,978,273	100%
Total Auxiliary Enterprises	0	0	0	0	0	0	0	0%	0	0	0	0%
Total Uses	36,921,658	38,629,890	3,507,337	42,137,227	40,424,301	3,038,817	43,463,118	100%	41,817,904	3,160,369	44,978,273	100%
Ending Fund Balance	24,421,527	14,047,743	6,464,124	20,511,867	12,932,597	5,470,212	18,402,809		12,013,162	4,357,151	16,370,313	

**UNIVERSITY OF SOUTH CAROLINA SCHOOL OF MEDICINE
FY 2017 ACTUAL UNRESTRICTED CURRENT FUNDS SUMMARY**

	A Funds	D Funds	E Funds	R Funds	TOTAL
<u>RESOURCES:</u>					
<u>Revenue:</u>					
Tuition and Fees	18,798,725	0	308,273	0	19,106,998
State Appropriations	14,641,833	0	0	0	14,641,833
Grants, Contracts and Gifts	804,859	0	1,620,046	0	2,424,905
Sales and Service of Educ. & Other Sources	572,134	0	233,419	0	805,553
Sales and Service of Auxiliary Enterprise	0	0	0	0	0
Total	34,817,551	0	2,161,738	0	36,979,289
<u>Transfers:</u>					
Transfers-In	4,898,482	1,500	2,146,673	0	7,046,655
Transfers-Out	(1,284,116)	0	(941,063)	0	(2,225,179)
Net Transfers	3,614,366	1,500	1,205,610	0	4,821,476
Prior Year's Fund Balance	12,192,976	4,790	7,344,338	316	19,542,420
TOTAL RESOURCES	50,624,893	6,290	10,711,686	316	61,343,185
<u>USES:</u>					
<u>Educational and General Expenditures:</u>					
Instruction	19,615,137	0	70,837	0	19,685,974
Research	791,957	0	2,660,284	0	3,452,241
Public Service	(134,989)	0	50,830	0	(84,159)
Academic Support	5,219,583	0	0	0	5,219,583
Student Services	1,850,269	0	0	0	1,850,269
Institutional Support	3,919,187	0	0	0	3,919,187
Operation and Maintenance of Plant	2,878,563	0	0	0	2,878,563
Scholarships and Fellowships	0	0	0	0	0
Total	34,139,707	0	2,781,951	0	36,921,658
Auxiliary Expenditures	0	0	0	0	0
TOTAL USES	34,139,707	0	2,781,951	0	36,921,658
<u>Fund Balance</u>	16,485,186	6,290	7,929,735	316	24,421,527

Note: Based on FY2017 Final Post-Close.

**UNIVERSITY OF SOUTH CAROLINA SCHOOL OF MEDICINE
FY 2018 PROJECTED UNRESTRICTED CURRENT FUNDS SUMMARY**

	A Funds	D Funds	E Funds	R Funds	TOTAL
<u>RESOURCES:</u>					
<u>Revenue:</u>					
Tuition and Fees	18,636,701	0	404,999	0	19,041,700
State Appropriations	15,021,648	0	0	0	15,021,648
Grants, Contracts and Gifts (Net Fund)	600,000	0	1,311,565	0	1,911,565
Sales and Service of Educ. & Other Sources	1,000,358	0	240,384	0	1,240,742
Sales and Service of Auxiliary Enterprise	0	0	0	0	0
Total	35,258,707	0	1,956,948	0	37,215,655
<u>Transfers:</u>					
Transfers-In	2,172,162	750	1,682,988	0	3,855,900
Transfers-Out	(1,238,422)	0	(1,605,566)	0	(2,843,988)
Net Transfers	933,740	750	77,422	0	1,011,912
Prior Year's Fund Balance	16,485,186	6,290	7,929,735	316	24,421,527
TOTAL RESOURCES	52,677,633	7,040	9,964,105	316	62,649,094
<u>USES:</u>					
<u>Educational and General Expenditures:</u>					
Instruction	21,420,134	0	210,274	0	21,630,408
Research	745,422	0	3,246,257	0	3,991,679
Public Service	0	0	50,806	0	50,806
Academic Support	6,691,232	0	0	0	6,691,232
Student Services	2,417,518	0	0	0	2,417,518
Institutional Support	3,982,488	0	0	0	3,982,488
Operation and Maintenance of Plant	3,373,096	0	0	0	3,373,096
Scholarships and Fellowships	0	0	0	0	0
Total	38,629,890	0	3,507,337	0	42,137,227
Auxiliary Expenditures	0	0	0	0	0
TOTAL USES	38,629,890	0	3,507,337	0	42,137,227
<u>Fund Balance</u>	14,047,743	7,040	6,456,768	316	20,511,867

UNIVERSITY OF SOUTH CAROLINA SCHOOL OF MEDICINE
FY 2019 PROPOSED UNRESTRICTED CURRENT FUNDS SUMMARY

	A Funds	D Funds	E Funds	R Funds	TOTAL
<u>RESOURCES:</u>					
<u>Revenue:</u>					
Tuition and Fees	20,099,569	0	407,024	0	20,506,593
State Appropriations	16,369,845	0	0	0	16,369,845
Grants, Contracts and Gifts	618,000	0	1,318,123	0	1,936,123
Sales and Service of Educ. & Other Sources	984,932	0	241,586	0	1,226,518
Sales and Service of Auxiliary Enterprise	0	0	0	0	0
Total	38,072,346	0	1,966,733	0	40,039,079
<u>Transfers:</u>					
Transfers-In	2,500,000	750	1,682,988	0	4,183,738
Transfers-Out	(1,263,191)	0	(1,605,566)	0	(2,868,757)
Net Transfers	1,236,809	750	77,422	0	1,314,981
Prior Year's Fund Balance	14,047,743	7,040	6,456,768	316	20,511,867
TOTAL RESOURCES	53,356,898	7,790	8,500,923	316	61,865,927
<u>USES:</u>					
<u>Educational and General Expenditures:</u>					
Instruction	21,791,318	0	182,184	0	21,973,502
Research	758,339	0	2,812,614	0	3,570,953
Public Service	0	0	44,019	0	44,019
Academic Support	7,932,183	0	0	0	7,932,183
Student Services	2,459,411	0	0	0	2,459,411
Institutional Support	4,051,500	0	0	0	4,051,500
Operation and Maintenance of Plant	3,431,550	0	0	0	3,431,550
Scholarships and Fellowships	0	0	0	0	0
Total	40,424,301	0	3,038,817	0	43,463,118
Auxiliary Expenditures	0	0	0	0	0
TOTAL USES	40,424,301	0	3,038,817	0	43,463,118
Fund Balance	12,932,597	7,790	5,462,106	316	18,402,809

Note: Initial line item expenditure budget will balance in total, but may not match at the program (class) level. The current system allows multiple class codes to be assigned within a single department.

UNIVERSITY OF SOUTH CAROLINA SCHOOL OF MEDICINE
FY 2020 PRELIMINARY UNRESTRICTED CURRENT FUNDS SUMMARY

	A Funds	D Funds	E Funds	R Funds	TOTAL
<u>RESOURCES:</u>					
<u>Revenue:</u>					
Tuition and Fees	21,660,072	0	407,521	0	22,067,593
State Appropriations	16,369,845	0	0	0	16,369,845
Grants, Contracts and Gifts	636,540	0	1,319,734	0	1,956,274
Sales and Service of Educ. & Other Sources	1,020,466	0	241,881	0	1,262,347
Sales and Service of Auxiliary Enterprise	0	0	0	0	0
Total	39,686,923	0	1,969,136	0	41,656,059
<u>Transfers:</u>					
Transfers-In	2,500,000	750	1,682,988	0	4,183,738
Transfers-Out	(1,288,454)	0	(1,605,566)	0	(2,894,020)
Net Transfers	1,211,546	750	77,422	0	1,289,718
Prior Year's Fund Balance	12,932,597	7,790	5,462,106	316	18,402,809
TOTAL RESOURCES	53,831,066	8,540	7,508,664	316	61,348,586
<u>USES:</u>					
<u>Educational and General Expenditures:</u>					
Instruction	22,564,065	0	189,471	0	22,753,536
Research	785,231	0	2,925,118	0	3,710,349
Public Service	0	0	45,780	0	45,780
Academic Support	8,173,574	0	0	0	8,173,574
Student Services	2,546,625	0	0	0	2,546,625
Institutional Support	4,195,171	0	0	0	4,195,171
Operation and Maintenance of Plant	3,553,238	0	0	0	3,553,238
Scholarships and Fellowships	0	0	0	0	0
Total	41,817,904	0	3,160,369	0	44,978,273
Auxiliary Expenditures	0	0	0	0	0
TOTAL USES	41,817,904	0	3,160,369	0	44,978,273
Fund Balance	12,013,162	8,540	4,348,295	316	16,370,313

UNIVERSITY OF SOUTH CAROLINA SCHOOL OF MEDICINE BUDGET SUMMARY
Statement of Restricted Funds Resources and Uses

	ACTUAL 2017	PROJ 2018	PROPOSED 2019		PRELIMINARY 2020	
	Actual Restricted	Projected Restricted	Proposed Restricted	Percent of Resources or Uses	Proposed Restricted	Percent of Resources or Uses
Sources:						
Revenue:						
Tuition and Fees	0	0	0	0.00%	0	0.00%
State Appropriations	0	0	0	0.00%	0	0.00%
Federal Grants and Contracts	22,865,513	20,012,323	20,512,631	56.11%	20,941,754	56.10%
State Grants and Contracts	929,139	925,042	948,168	2.59%	968,554	2.59%
Local Grants and Contracts	227,953	173,606	177,946	0.49%	181,772	0.49%
Non-Governmental Grants and Contracts	9,359,381	14,581,249	14,945,780	40.88%	15,267,114	40.90%
Private Gifts	400,283	177,905	182,353	0.50%	186,274	0.50%
Endowment Income	0	0	0	0.00%	0	0.00%
Interest Income	0	0	0	0.00%	0	0.00%
Other Sources	(271)	0	0	0.00%	0	0.00%
Total	33,781,998	35,870,125	36,766,878	101%	37,545,468	101%
Transfers and Prior Year Balances:						
Net Transfers	(328,052)	(205,021)	(211,172)	-0.58%	(217,507)	-0.58%
Beginning Fund Balance	592,882	(2,090,087)	0	0.00%	0	0.00%
Total	264,830	(2,295,108)	(211,172)	-1%	(217,507)	-1%
Total Current Resources	34,046,828	33,575,017	36,555,706	100%	37,327,961	100%
Uses:						
Educational and General:						
Instruction	0	0	0	0.00%	0	0.00%
Research	11,527,694	11,090,416	11,423,131	31.25%	11,765,825	31.52%
Public Service	24,208,188	22,098,780	24,735,179	67.66%	25,152,818	67.38%
Academic Support	0	0	0	0.00%	0	0.00%
Student Services	0	0	0	0.00%	0	0.00%
Institutional Support	0	0	0	0.00%	0	0.00%
Operation and Maintenance of Plant	0	0	0	0.00%	0	0.00%
Scholarships and Fellowships	401,033	385,821	397,396	1.09%	409,318	1.10%
Total Educational & General Expenditures	36,136,915	33,575,017	36,555,706	100%	37,327,961	100%
Total Current Uses	36,136,915	33,575,017	36,555,706	100%	37,327,961	100%
Ending Fund Balance	(2,090,087)	0	0		0	

CAPSULE OF PERFORMANCE DATA
School of Medicine - Greenville

(Adapted from the Foundational Agreement): The University of South Carolina School of Medicine in Greenville (USCSOM GREENVILLE) offers a separately accredited, four-year undergraduate medical education program designed to produce a distinctive Doctor of Medicine (MD) degree founded on the needs of the changing health delivery setting.

This program is the culmination of discussions between two institutions, the University of South Carolina and the Greenville Health System (GHS), seeking to use their respective strengths and experiences to achieve a joint vision for a high quality academic health system located in Greenville. The collaboration between the USC School of Medicine and GHS has grown over the years to include the provision of teaching settings essential for the necessary clinical rotation experiences for 3rd and 4th year medical students from Columbia, and the more recent joint GHS/USC presentation of the Graduate Medical Education Program. The Institute for the Advancement of Health Care (IAHC) was born as a result of the USC/GHS Network Agreement several years ago and presaged other collaborative activities between USC and GHS, including a School of Pharmacy. These and other collaborative activities are constantly evolving in the ever changing world of GHS. GHS is a dynamic organization that responds to health care needs and intends to be a leader in an adaptive strategy for physician education. In addition to its philosophical position on meeting societal needs, GHS has come forth with financial and other resource commitments to support the ongoing sustainability of USCSOM GREENVILLE, including over 900 clinical faculty on staff. Finally, GHS is the sponsoring organization of an approved and licensed set of GHS/USC residency programs that form the basis for a robust GME program operating in an integral fashion with the USCSOM GREENVILLE.

USC, in furtherance of its basic mission to educate and fulfill the needs of the citizens of South Carolina, is providing the academic base for USCSOM GREENVILLE, the university home for accreditation, and the capacity to recruit, enroll and educate students.

The Mission of USCSOM GREENVILLE is: Improve the health of the people and diverse communities we serve by educating health professionals who will care compassionately, teach innovatively, and improve constantly. The focus is on inter-professional education within a clinical delivery system which equips the physician with the skills, knowledge and awareness to contribute in a modern health care environment. The School received LCME full accreditation in February 2016, and the inaugural class of students graduated in May 2016.

National standardized STEP examination 1st time pass rates continue at or above the national average (96% STEP 1 and 98% STEP 2) and NRMP match results are strong for three consecutive classes with 100% placement of graduates. USCSOM GREENVILLE will be graduating another 75 students this May, marking the third class for the school and the last partial class size. Applicant numbers continue to rise with 3,772 applications for the 100 spots in the class to enter July 2018.

**UNIVERSITY OF SOUTH CAROLINA SCHOOL OF MEDICINE GREENVILLE
GENERAL FUNDS SOURCES AND USES SUMMARY**

	FY 2018 PROJECTED		FY 2019 PROPOSED ⁽¹⁾	
<u>REVENUE AND FUNDS SOURCES</u>				
STATE APPROPRIATION				
Appropriation	0		0	
TOTAL APPROPRIATION	0	0.00%	0	0.00%
STUDENT FEES				
Student Fee Base (including application fees)	16,886,642		16,886,642	
Tuition Discounting	143,640		147,949	
Enrollment Increase			821,874	
Proposed Tuition Increase			474,462	
TOTAL STUDENT FEES	17,030,282	75.26%	18,330,927	74.31%
OTHER SOURCES				
Sales and Service	193,180		214,795	
Local Funds	424,656		856,228	
Transfers (Net)	4,980,354		5,267,574	
TOTAL OTHER SOURCES	5,598,190	24.74%	6,338,597	25.69%
TOTAL REVENUE AND FUNDS SOURCES	22,628,472	100%	24,669,524	100%
	FY 2018 PROJECTED		FY 2019 PROPOSED	
<u>EXPENDITURES AND FUNDS USES</u>				
EXPENDITURE BASE				
Tuition Discounting Increase	22,697,661		22,697,661	
			4,309	
			22,701,970	
EXPENSE CHANGES				
Health Insurance Increase (\$27,750 all funds)			22,200	1.02%
Retirement Increase (\$55,000 all funds)			46,000	2.11%
Increase - New Personnel			1,106,915	50.72%
Increase - Faculty Tenure Promotions & Staff Pay Increases			180,051	8.25%
Increase - Payroll Fund Changes (prior E fund expense)			316,184	14.49%
Increase - Supplies			212,148	9.72%
Increase - Purchased Services and Other Costs			298,850	13.69%
TOTAL EXPENSE CHANGE			2,182,348	100.00%
TOTAL EXPENDITURES AND FUNDS USES	22,697,661		24,884,318	
FY CHANGE IN FUND BALANCE	(69,189)		(214,794)	
BEGINNING FUND BALANCE	283,983		214,794	
ENDING FUND BALANCE	214,794		0	

Note:

⁽¹⁾ The Budgets, and the Sources and Uses of Funds for the University of South Carolina School of Medicine Greenville, are reviewed and approved by a Joint Board Liaison Committee (JBLC) composed of members of the USC Board of Trustees and the Greenville Health System Board of Trustees. The budgetary information herein are working documents and budgets based upon previously approved principles and draft pro formas by this JBLC, and are considered draft until final approval by the JBLC which will occur at its annual Spring and Fall meetings or other called JBLC meeting. Please consider this information for disclosure purposes only.

UNIVERSITY OF SOUTH CAROLINA SCHOOL OF MEDICINE GREENVILLE BUDGET SUMMARY
Statement of Total Current Funds Resources and Uses

	ACTUAL 2017	PROJECTED 2018		PROPOSED 2019				PRELIMINARY 2020				
	TOTAL 2017	Projected Unrestricted	Projected Restricted	TOTAL 2018	Proposed Unrestricted	Proposed Restricted	TOTAL 2019	Percent of Resources or Uses	Proposed Unrestricted	Proposed Restricted	TOTAL 2020	Percent of Resources or Uses
Sources:												
Revenue:												
Tuition and Fees	14,991,303	17,560,842	0	17,560,842	18,950,873	0	18,950,873	61.77%	19,879,604	0	19,879,604	63.85%
State Appropriations	0	0	0	0	0	0	0	0.00%	0	0	0	0.00%
Grants, Contracts, and Gifts	10,914,590	5,497,181	731,103	6,228,284	5,728,121	1,684,250	7,412,371	24.16%	6,210,076	1,712,250	7,922,326	25.44%
Sales and Service of Educ. & Other Sources	208,215	193,680	0	193,680	214,795	0	214,795	0.70%	214,795	0	214,795	0.69%
Sales and Service of Auxiliary Enterprises	0	0	0	0	0	0	0	0.00%	0	0	0	0.00%
Total	26,114,108	23,251,703	731,103	23,982,806	24,893,789	1,684,250	26,578,039	87%	26,304,475	1,712,250	28,016,725	90%
Transfers and Prior Year Balances:												
Net Transfers	(148,023)	(163,228)	0	(163,228)	0	0	0	0.00%	0	0	0	0.00%
Beginning Fund Balance	3,361,837	5,137,006	(26,863)	5,110,143	4,103,120	0	4,103,120	13.37%	3,118,410	0	3,118,410	10.02%
Total	3,213,814	4,973,778	(26,863)	4,946,915	4,103,120	0	4,103,120	13%	3,118,410	0	3,118,410	10%
Total Current Resources	29,327,922	28,225,481	704,240	28,929,721	28,996,909	1,684,250	30,681,159	100%	29,422,885	1,712,250	31,135,135	100%
Uses:												
Educational and General:												
Instruction	9,192,957	10,138,433	0	10,138,433	11,033,631	0	11,033,631	40.03%	11,254,304	0	11,254,304	39.80%
Research	1,325,715	76,010	419,990	496,000	300,000	1,400,000	1,700,000	6.17%	300,000	1,428,000	1,728,000	6.11%
Public Service	163,531	0	0	0	0	0	0	0.00%	0	0	0	0.00%
Academic Support	1,081,565	2,135,356	0	2,135,356	2,788,167	0	2,788,167	10.12%	2,843,931	0	2,843,931	10.06%
Student Services	2,706,119	1,821,891	0	1,821,891	1,850,653	0	1,850,653	6.71%	1,887,666	0	1,887,666	6.68%
Institutional Support	3,545,705	3,902,022	0	3,902,022	3,275,811	0	3,275,811	11.88%	3,341,327	0	3,341,327	11.82%
Operation and Maintenance of Plant	3,054,886	2,827,853	0	2,827,853	2,950,562	0	2,950,562	10.70%	3,009,573	0	3,009,573	10.64%
Scholarships and Fellowships	3,147,301	3,220,796	284,250	3,505,046	3,679,675	284,250	3,963,925	14.38%	3,925,521	284,250	4,209,771	14.89%
Total Educational & General Expenditures	24,217,779	24,122,361	704,240	24,826,601	25,878,499	1,684,250	27,562,749	100%	26,562,322	1,712,250	28,274,572	100%
Total Auxiliary Enterprises	0	0	0	0	0	0	0	0%	0	0	0	0%
Total Current Uses	24,217,779	24,122,361	704,240	24,826,601	25,878,499	1,684,250	27,562,749	100%	26,562,322	1,712,250	28,274,572	100%
Ending Fund Balance	5,110,143	4,103,120	0	4,103,120	3,118,410	0	3,118,410		2,860,563	0	2,860,563	

UNIVERSITY OF SOUTH CAROLINA SCHOOL OF MEDICINE GREENVILLE BUDGET SUMMARY
Statement of Current Unrestricted Funds Resources and Uses

	ACTUAL 2017	PROJECTED 2018		PROPOSED 2019				PRELIMINARY 2020				
	Total Unrestricted Funds	General	Other	Total Unrestricted Funds	General	Other	Total Unrestricted Funds	Percent of Resources or Uses	General	Other	Total Unrestricted Funds	Percent of Resources or Uses
Resources:												
Revenue:												
Tuition and Fees	14,991,303	17,030,282	530,560	17,560,842	18,330,927	619,946	18,950,873	65.35%	19,244,648	634,956	19,879,604	67.57%
State Appropriations	0	0	0	0	0	0	0	0.00%	0	0	0	0.00%
Grants, Contracts and Gifts	9,315,387	424,656	5,072,525	5,497,181	856,228	4,871,893	5,728,121	19.75%	1,574,547	4,635,529	6,210,076	21.11%
Sales and Service Educ. & Other Sources	208,215	193,180	500	193,680	214,795	0	214,795	0.74%	214,795	0	214,795	0.73%
Sales and Service Auxiliary Enterprises	0	0	0	0	0	0	0	0.00%	0	0	0	0.00%
Total Unrestricted Revenue	24,514,905	17,648,118	5,603,585	23,251,703	19,401,950	5,491,839	24,893,789	86%	21,033,990	5,270,485	26,304,475	89%
Transfers and Prior Year Balances:												
Net Transfers	(148,022)	4,980,354	(5,143,582)	(163,228)	5,267,574	(5,267,574)	0	0.00%	4,520,267	(4,520,267)	0	0.00%
Beginning Fund Balance	3,362,700	283,983	4,853,023	5,137,006	214,794	3,888,326	4,103,120	14.15%	0	3,118,410	3,118,410	10.60%
Total	3,214,678	5,264,337	(290,559)	4,973,778	5,482,368	(1,379,248)	4,103,120	14%	4,520,267	(1,401,857)	3,118,410	11%
Total Resources	27,729,583	22,912,455	5,313,026	28,225,481	24,884,318	4,112,591	28,996,909	100%	25,554,257	3,868,628	29,422,885	100%
Uses:												
Educational and General:												
Instruction	9,192,957	10,138,433	0	10,138,433	10,925,542	108,089	11,033,631	42.64%	11,144,053	110,251	11,254,304	42.37%
Research	19,544	0	76,010	76,010	0	300,000	300,000	1.16%	0	300,000	300,000	1.13%
Public Service	0	0	0	0	0	0	0	0.00%	0	0	0	0.00%
Academic Support	1,081,565	2,135,356	0	2,135,356	2,335,075	453,092	2,788,167	10.77%	2,381,777	462,154	2,843,931	10.71%
Student Services	2,706,119	1,643,904	177,987	1,821,891	1,850,653	0	1,850,653	7.15%	1,887,666	0	1,887,666	7.11%
Institutional Support	3,545,705	2,731,319	1,170,703	3,902,022	3,142,811	133,000	3,275,811	12.66%	3,205,667	135,660	3,341,327	12.58%
Operation and Maintenance of Plant	3,054,886	2,827,853	0	2,827,853	2,950,562	0	2,950,562	11.40%	3,009,573	0	3,009,573	11.33%
Scholarships and Fellowships	2,991,801	3,220,796	0	3,220,796	3,679,675	0	3,679,675	14.22%	3,925,521	0	3,925,521	14.78%
Total Educational & General Expenditures	22,592,577	22,697,661	1,424,700	24,122,361	24,884,318	994,181	25,878,499	100%	25,554,257	1,008,065	26,562,322	100%
Total Auxiliary Enterprises	0	0	0	0	0	0	0	0%	0	0	0	0%
Total Uses	22,592,577	22,697,661	1,424,700	24,122,361	24,884,318	994,181	25,878,499	100%	25,554,257	1,008,065	26,562,322	100%
Ending Fund Balance	5,137,006	214,794	3,888,326	4,103,120	0	3,118,410	3,118,410		0	2,860,563	2,860,563	

UNIVERSITY OF SOUTH CAROLINA SCHOOL OF MEDICINE GREENVILLE
FY 2017 ACTUAL UNRESTRICTED CURRENT FUNDS SUMMARY

	A Funds	D Funds	E Funds	R Funds	TOTAL
<u>RESOURCES:</u>					
<u>Revenue:</u>					
Tuition and Fees	14,531,483	245,680	214,140	0	14,991,303
State Appropriations	0	0	0	0	0
Grants, Contracts and Gifts	277,500	0	9,037,887	0	9,315,387
Sales and Service of Educ. & Other Sources	208,215	0	0	0	208,215
Sales and Service of Auxiliary Enterprise	0	0	0	0	0
Total	15,017,198	245,680	9,252,027	0	24,514,905
<u>Transfers:</u>					
Transfers-In	7,178,718	0	207,133	0	7,385,851
Transfers-Out	(148,023)	0	(7,385,850)	0	(7,533,873)
Net Transfers	7,030,695	0	(7,178,717)	0	(148,022)
Prior Year's Fund Balance	25,019	210,568	3,127,113	0	3,362,700
TOTAL RESOURCES	22,072,912	456,248	5,200,423	0	27,729,583
<u>USES:</u>					
<u>Educational and General Expenditures:</u>					
Instruction	9,192,957	0	0	0	9,192,957
Research	0	0	19,544	0	19,544
Public Service	0	0	0	0	0
Academic Support	1,081,565	0	0	0	1,081,565
Student Services	2,675,013	31,106	0	0	2,706,119
Institutional Support	2,792,707	0	752,998	0	3,545,705
Operation and Maintenance of Plant	3,054,886	0	0	0	3,054,886
Scholarships and Fellowships	2,991,801	0	0	0	2,991,801
Total	21,788,929	31,106	772,542	0	22,592,577
Auxiliary Expenditures	0	0	0	0	0
TOTAL USES	21,788,929	31,106	772,542	0	22,592,577
<u>Fund Balance</u>	283,983	425,142	4,427,881	0	5,137,006

Note: Based on FY2017 Final Post-Close.

UNIVERSITY OF SOUTH CAROLINA SCHOOL OF MEDICINE GREENVILLE
FY 2018 PROJECTED UNRESTRICTED CURRENT FUNDS SUMMARY

	A Funds	D Funds	E Funds	R Funds	TOTAL
<u>RESOURCES:</u>					
<u>Revenue:</u>					
Tuition and Fees (includes application fees)	17,030,282	285,760	244,800	0	17,560,842
State Appropriations	0	0	0	0	0
Grants, Contracts and Gifts	424,656	0	5,072,525	0	5,497,181
Sales and Service of Educ. & Other Sources	193,180	500	0	0	193,680
Sales and Service of Auxiliary Enterprise	0	0	0	0	0
Total	17,648,118	286,260	5,317,325	0	23,251,703
<u>Transfers:</u>					
Transfers-In	5,143,582	0	0	0	5,143,582
Transfers-Out	(163,228)	0	(5,143,582)	0	(5,306,810)
Net Transfers	4,980,354	0	(5,143,582)	0	(163,228)
Prior Year's Fund Balance	283,983	425,142	4,427,881	0	5,137,006
TOTAL RESOURCES	22,912,455	711,402	4,601,624	0	28,225,481
<u>USES:</u>					
<u>Educational and General Expenditures:</u>					
Instruction	10,138,433	0	0	0	10,138,433
Research	0	0	76,010	0	76,010
Public Service	0	0	0	0	0
Academic Support	2,135,356	0	0	0	2,135,356
Student Services	1,643,904	177,987	0	0	1,821,891
Institutional Support	2,731,319	0	1,170,703	0	3,902,022
Operation and Maintenance of Plant	2,827,853	0	0	0	2,827,853
Scholarships and Fellowships	3,220,796	0	0	0	3,220,796
Total	22,697,661	177,987	1,246,713	0	24,122,361
Auxiliary Expenditures	0	0	0	0	0
TOTAL USES	22,697,661	177,987	1,246,713	0	24,122,361
<u>Fund Balance</u>	214,794	533,415	3,354,911	0	4,103,120

UNIVERSITY OF SOUTH CAROLINA SCHOOL OF MEDICINE GREENVILLE
FY 2019 PROPOSED UNRESTRICTED CURRENT FUNDS SUMMARY

	A Funds	D Funds	E Funds	R Funds	TOTAL
<u>RESOURCES:</u>					
<u>Revenue:</u>					
Tuition and Fees	18,330,927	373,946	246,000	0	18,950,873
State Appropriations	0	0	0	0	0
Grants, Contracts and Gifts	856,228	0	4,871,893	0	5,728,121
Sales and Service of Educ. & Other Sources	214,795	0	0	0	214,795
Sales and Service of Auxiliary Enterprise	0	0	0	0	0
Total	19,401,950	373,946	5,117,893	0	24,893,789
<u>Transfers:</u>					
Transfers-In	5,267,574	0	0	0	5,267,574
Transfers-Out	0	(907,361)	(4,360,213)	0	(5,267,574)
Net Transfers	5,267,574	(907,361)	(4,360,213)	0	0
Prior Year's Fund Balance	214,794	533,415	3,354,911	0	4,103,120
TOTAL RESOURCES	24,884,318	0	4,112,591	0	28,996,909
<u>USES:</u>					
<u>Educational and General Expenditures:</u>					
Instruction	10,925,542	0	108,089	0	11,033,631
Research	0	0	300,000	0	300,000
Public Service	0	0	0	0	0
Academic Support	2,335,075	0	453,092	0	2,788,167
Student Services	1,850,653	0	0	0	1,850,653
Institutional Support	3,142,811	0	133,000	0	3,275,811
Operation and Maintenance of Plant	2,950,562	0	0	0	2,950,562
Scholarships and Fellowships	3,679,675	0	0	0	3,679,675
Total	24,884,318	0	994,181	0	25,878,499
Auxiliary Expenditures	0	0	0	0	0
TOTAL USES	24,884,318	0	994,181	0	25,878,499
Fund Balance	0	0	3,118,410	0	3,118,410

Note: Initial line item expenditure budget will balance in total, but may not match at the program (class) level. The current system allows multiple class codes to be assigned within a single department.

UNIVERSITY OF SOUTH CAROLINA SCHOOL OF MEDICINE GREENVILLE
FY 2020 PRELIMINARY UNRESTRICTED CURRENT FUNDS SUMMARY

	A Funds	D Funds	E Funds	R Funds	TOTAL
<u>RESOURCES:</u>					
<u>Revenue:</u>					
Tuition and Fees	19,244,648	382,956	252,000	0	19,879,604
State Appropriations	0	0	0	0	0
Grants, Contracts and Gifts	1,574,547	0	4,635,529	0	6,210,076
Sales and Service of Educ. & Other Sources	214,795	0	0	0	214,795
Sales and Service of Auxiliary Enterprise	0	0	0	0	0
Total	21,033,990	382,956	4,887,529	0	26,304,475
<u>Transfers:</u>					
Transfers-In	4,520,267	0	0	0	4,520,267
Transfers-Out	0	(382,956)	(4,137,311)	0	(4,520,267)
Net Transfers	4,520,267	(382,956)	(4,137,311)	0	0
Prior Year's Fund Balance	0	0	3,118,410	0	3,118,410
TOTAL RESOURCES	25,554,257	0	3,868,628	0	29,422,885
<u>USES:</u>					
<u>Educational and General Expenditures:</u>					
Instruction	11,144,053	0	110,251	0	11,254,304
Research	0	0	300,000	0	300,000
Public Service	0	0	0	0	0
Academic Support	2,381,777	0	462,154	0	2,843,931
Student Services	1,887,666	0	0	0	1,887,666
Institutional Support	3,205,667	0	135,660	0	3,341,327
Operation and Maintenance of Plant	3,009,573	0	0	0	3,009,573
Scholarships and Fellowships	3,925,521	0	0	0	3,925,521
Total	25,554,257	0	1,008,065	0	26,562,322
Auxiliary Expenditures	0	0	0	0	0
TOTAL USES	25,554,257	0	1,008,065	0	26,562,322
<u>Fund Balance</u>	0	0	2,860,563	0	2,860,563

UNIVERSITY OF SOUTH CAROLINA SCHOOL OF MEDICINE GREENVILLE
Statement of Restricted Funds Resources and Uses

	ACTUAL 2017	PROJ 2018	PROPOSED 2019		PRELIMINARY 2020	
	Actual Restricted	Projected Restricted	Proposed Restricted	Percent of Resources or Uses	Proposed Restricted	Percent of Resources or Uses
Sources:						
Revenue:						
Tuition and Fees	0	0	0	0.00%	0	0.00%
State Appropriations	0	0	0	0.00%	0	0.00%
Federal Grants and Contracts	1,170,906	387,870	600,000	35.62%	612,000	35.74%
State Grants and Contracts	43,035	4,355	0	0.00%	0	0.00%
Local Grants and Contracts	0	0	0	0.00%	0	0.00%
Non-Governmental Grants and Contracts	229,762	54,628	800,000	47.50%	816,000	47.66%
Private Gifts	155,500	284,250	284,250	16.88%	284,250	16.60%
Endowment Income	0	0	0	0.00%	0	0.00%
Interest Income	0	0	0	0.00%	0	0.00%
Other Sources	0	0	0	0.00%	0	0.00%
Total	1,599,203	731,103	1,684,250	100%	1,712,250	100%
Transfers and Prior Year Balances:						
Net Transfers	(1)	0	0	0.00%	0	0.00%
Beginning Fund Balance	(863)	(26,863)	0	0.00%	0	0.00%
Total	(864)	(26,863)	0	0%	0	0%
Total Current Resources	1,598,339	704,240	1,684,250	100%	1,712,250	100%
Uses:						
Educational and General:						
Instruction	0	0	0	0.00%	0	0.00%
Research	1,306,171	419,990	1,400,000	83.12%	1,428,000	83.40%
Public Service	163,531	0	0	0.00%	0	0.00%
Academic Support	0	0	0	0.00%	0	0.00%
Student Services	0	0	0	0.00%	0	0.00%
Institutional Support	0	0	0	0.00%	0	0.00%
Operation and Maintenance of Plant	0	0	0	0.00%	0	0.00%
Scholarships and Fellowships	155,500	284,250	284,250	16.88%	284,250	16.60%
Total Educational & General Expenditures	1,625,202	704,240	1,684,250	100%	1,712,250	100%
Total Current Uses	1,625,202	704,240	1,684,250	100%	1,712,250	100%
Ending Fund Balance	(26,863)	0	0		0	

- This page intentionally left blank -

UNIVERSITY OF SOUTH CAROLINA

PROPOSED BUDGET for FISCAL YEAR 2018-2019

V. COMPREHENSIVE UNIVERSITIES BUDGET

Table of Contents

I. Budget
Overview

II. Fees

III. USC
Columbia

IV. USC
Medicine

V. Comprehensive
Universities

VI. Palmetto
College

VII. Appendices

- ▶ USC Aiken
- ▶ USC Beaufort
- ▶ USC Upstate
 - ❖ Capsule of Performance Data
 - ❖ General Funds Sources and Uses Summary
 - ❖ Statement of Total Current Funds Resources and Uses
 - ❖ Statement of Current Unrestricted Funds Resources and Uses
 - FY 2017 Actual Summary
 - FY 2018 Projected Summary
 - FY 2019 Proposed Summary
 - FY 2020 Preliminary Summary
 - ❖ Statement of Restricted Funds Resources and Uses
 - ❖ Schedule of Designated Funds
 - ❖ Summary of Auxiliary Funds
 - ❖ Sources and Uses of Local Funds

**CAPSULE OF PERFORMANCE DATA
USC AIKEN**

Fall Enrollment	Fall 2016	Fall 2017
Total Students:		
Full-Time	2,700	2,595
Part-Time	848	911
Total Fall Enrollment	3,548	3,506
Total Students:		
Undergraduate	3,371	3,354
Graduate	177	152
Total Fall Enrollment	3,548	3,506
Full-Time Equivalent Students:		
Undergraduate	2,989	2,932
Graduate	66	63
Total FTEs	3,055	2,995
*FTE - Full-time equivalent students		

Degrees Awarded	FY 15-16	FY 16-17
Bachelors	511	495
Masters	11	12
Total Degrees	522	507

Grant Activity	FY 15-16	FY 16-17
Grant Expenditures by Purpose:		
Research	\$ 1,169,640	\$ 2,868,517
Public Service	900,380	1,292,891
Scholarships	12,925,827	13,774,524
Other	327,937	145,881
Total	\$ 15,323,784	\$ 18,081,813

Full-Time Ranked Faculty	Fall 2016	Fall 2017
Professor	39	32
Associate Professor	46	45
Assistant Professor	47	47
Instructors	34	35
Total	166	159

Colleges and Schools:
College of Arts, Humanities and Social Sciences
College of Sciences & Engineering
School of Business Administration
School of Education
School of Nursing

Specialized Accreditation:
Commission on Collegiate Nursing Education
Council for the Accreditation of Educator Preparation
Association to Advance Collegiate Schools of Business
Masters in Psychology and Counseling Accreditation Council
National Association of Schools of Music

Degrees Offered:
Bachelor of Arts (BA)
Bachelor of Science (BS)
Bachelor of Science in Business Administration (BSBAdmin)
Bachelor of Arts in Education (BAEd)
Bachelor of Science in Education (BSEd)
Bachelor of Arts in Special Education (BASEd)
Bachelor of Arts in Interdisciplinary Studies (BAIS)
Bachelor of Science in Interdisciplinary Studies (BSIS)
Bachelor of Science in Nursing (BSN)
Master of Business Administration (MBA)
Master of Education (MEd)
Master of Science (MS)

Special Programs:
Bachelor of Science in Business Administration at USC Sumter
Bachelor of Science in Business Administration (Online Degree Completion Program)
Bachelor of Arts in Elementary Education at USC Salkehatchie
Bachelor of Science in Nursing (RN to BSN Online Completion Program)
Bachelor of Arts in Special Education (Online Degree Completion Program)
Master of Education in Educational Technology (Joint Online program with USC-Columbia)

Source: Office of Institutional Research, Assessment and Analytics.

**UNIVERSITY OF SOUTH CAROLINA AIKEN
GENERAL FUNDS SOURCES AND USES SUMMARY**

	FY 2018 PROJECTED		FY 2019 PROPOSED	
<u>REVENUE AND FUNDS SOURCES</u>				
STATE APPROPRIATION				
Appropriation	8,036,905		8,277,419	
Health Insurance Increase	39,272		87,011	
Retirement Increase	67,412		63,031	
Education & General Operating	133,830		489,035	
TOTAL APPROPRIATION	8,277,419	21.19%	8,916,496	22.13%
STUDENT FEES				
Student Fee Base	28,398,674		28,398,674	
Tuition Discounting	1,575,000		1,575,000	
Proposed Tuition Increase			749,342	
TOTAL STUDENT FEES	29,973,674	76.75%	30,723,016	76.25%
OTHER SOURCES				
Sales and Services	240,000		90,000	
Recurring Transfer - Palmetto College	572,630		572,630	
Recurring Transfer - Other	(10,000)		(10,000)	
TOTAL OTHER SOURCES	802,630	2.06%	652,630	1.62%
TOTAL REVENUE AND FUNDS SOURCES	39,053,723	100%	40,292,142	100%
	FY 2018 PROJECTED		FY 2019 PROPOSED	
<u>EXPENDITURES AND FUNDS USES</u>				
EXPENDITURE BASE				
Tuition Discounting Increase	39,587,068		39,287,068	
TOTAL EXPENSE CHANGE			39,287,068	0.00%
EXPENSE CHANGES				
Health Insurance Increase (all funds \$162,800)			148,000	7.33%
Retirement Increase (all funds \$200,000)			190,000	9.41%
Decrease - Remove FY18 One-Time Items (Bonus, Faculty Startup, Etc.)			(699,155)	-34.63%
One-Time Savings (Strategic Compensation FY18 Timing)	(300,000)		300,000	14.86%
Strategic Compensation (FY19)			300,000	14.86%
Promotion and Tenure and Other			235,000	11.64%
Increase - Strategic Initiatives			750,000	37.15%
Increase - Salary and Fringes New Positions			300,000	14.86%
Increase - Travel for Advancement and Alumni			20,000	0.99%
Increase - Equipment Needs			25,000	1.24%
Increase - Utilities/Supplies			100,000	4.95%
Increase - Start up Operating Budget (one-time)			50,000	2.48%
Increase - Fly System Replacement (one-time)			300,000	14.86%
TOTAL EXPENSE CHANGE	(300,000)		2,018,845	100%
TOTAL EXPENDITURES AND FUNDS USES	39,287,068		41,305,913	
FY CHANGE IN FUND BALANCE	(233,345)		(1,013,771)	
BEGINNING FUND BALANCE	9,729,620		9,496,275	
ENDING FUND BALANCE	9,496,275		8,482,504	

UNIVERSITY OF SOUTH CAROLINA AIKEN BUDGET SUMMARY
Statement of Total Current Funds Resources and Uses

	ACTUAL 2017	PROJECTED 2018			PROPOSED 2019				PRELIMINARY 2020			
	TOTAL 2017	Projected Unrestricted	Projected Restricted	TOTAL 2018	Proposed Unrestricted	Proposed Restricted	TOTAL 2019	Percent of Resources or Uses	Proposed Unrestricted	Proposed Restricted	TOTAL 2020	Percent of Resources or Uses
Sources:												
Revenue:												
Tuition and Fees	34,299,339	32,631,341	0	32,631,341	33,377,563	0	33,377,563	41.72%	33,388,016	0	33,388,016	42.16%
State Appropriations	8,036,905	8,277,419	0	8,277,419	8,916,496	0	8,916,496	11.14%	8,916,496	0	8,916,496	11.26%
Grants, Contracts, and Gifts	18,587,155	623,172	17,895,645	18,518,817	602,000	17,847,662	18,449,662	23.06%	600,200	18,318,000	18,918,200	23.89%
Sales and Service of Educ. & Other Sources	1,905,415	1,714,995	100,399	1,815,394	1,386,000	160,000	1,546,000	1.93%	1,396,000	106,500	1,502,500	1.90%
Sales and Service Auxiliary Enterprises	5,619,753	4,992,663	0	4,992,663	5,143,500	0	5,143,500	6.43%	5,268,688	0	5,268,688	6.65%
Total	68,448,567	48,239,590	17,996,044	66,235,634	49,425,559	18,007,662	67,433,221	84%	49,569,400	18,424,500	67,993,900	86%
Transfers and Prior Year Balances:												
Net Transfers	(2,718,769)	(2,603,196)	0	(2,603,196)	(2,056,295)	0	(2,056,295)	-2.57%	(2,055,195)	0	(2,055,195)	-2.60%
Beginning Fund Balance	13,755,562	15,977,248	474,451	16,451,699	14,629,240	0	14,629,240	18.29%	13,257,337	0	13,257,337	16.74%
Total	11,036,793	13,374,052	474,451	13,848,503	12,572,945	0	12,572,945	16%	11,202,142	0	11,202,142	14%
Total Current Resources	79,485,360	61,613,642	18,470,495	80,084,137	61,998,504	18,007,662	80,006,166	100%	60,771,542	18,424,500	79,196,042	100%
Uses:												
Educational and General:												
Instruction	18,592,638	20,269,205	19,380	20,288,585	20,808,538	30,000	20,838,538	31.22%	20,380,555	30,000	20,410,555	30.69%
Research	3,043,962	276,662	2,493,880	2,770,542	286,083	2,500,000	2,786,083	4.17%	288,000	2,500,000	2,788,000	4.19%
Public Service	2,750,240	1,714,065	1,245,575	2,959,640	1,629,449	1,200,000	2,829,449	4.24%	1,631,088	1,200,000	2,831,088	4.26%
Academic Support	3,886,872	4,677,710	0	4,677,710	5,474,007	0	5,474,007	8.20%	5,166,750	0	5,166,750	7.77%
Student Services	5,930,287	6,103,057	110,600	6,213,657	6,258,192	100,000	6,358,192	9.53%	6,267,101	100,000	6,367,101	9.57%
Institutional Support	4,620,861	4,341,311	0	4,341,311	4,687,706	100,000	4,787,706	7.17%	4,781,000	100,000	4,881,000	7.34%
Operation and Maintenance of Plant	4,187,139	4,011,499	81,216	4,092,715	3,888,342	100,000	3,988,342	5.98%	4,000,000	100,000	4,100,000	6.16%
Scholarships and Fellowships	17,037,948	3,184,315	14,519,844	17,704,159	3,434,000	13,977,662	17,411,662	26.09%	3,250,000	14,394,500	17,644,500	26.53%
Total Educational & General Expenditures	60,049,947	44,577,824	18,470,495	63,048,319	46,466,317	18,007,662	64,473,979	97%	45,764,494	18,424,500	64,188,994	97%
Total Auxiliary Enterprises	2,983,714	2,406,578	0	2,406,578	2,274,850	0	2,274,850	3%	2,320,500	0	2,320,500	3%
Total Current Uses	63,033,661	46,984,402	18,470,495	65,454,897	48,741,167	18,007,662	66,748,829	100%	48,084,994	18,424,500	66,509,494	100%
Ending Fund Balance	16,451,699	14,629,240	0	14,629,240	13,257,337	0	13,257,337		12,686,548	0	12,686,548	

Note:

Excludes Federal Direct Student Loan Funds recorded on the General Ledger as Grants, Contracts & Gifts within Sources and Scholarships within Uses (\$16,490,085 in FY18; \$18,022,338 in FY19; \$18,605,500 in FY20). These funds are excluded from year-end financial statement.

UNIVERSITY OF SOUTH CAROLINA AIKEN BUDGET SUMMARY
Statement of Current Unrestricted Funds Resources and Uses

	ACTUAL 2017	PROJECTED 2018		PROPOSED 2019				PRELIMINARY 2020				
	Total Unrestricted Funds	General	Other	Total Unrestricted Funds	General	Other	Total Unrestricted Funds	Percent of Resources or Uses	General	Other	Total Unrestricted Funds	Percent of Resources or Uses
Resources:												
Revenue:												
Tuition and Fees	34,299,339	29,973,674	2,657,667	32,631,341	30,723,016	2,654,547	33,377,563	53.84%	30,723,016	2,665,000	33,388,016	54.94%
State Appropriations	8,036,905	8,277,419	0	8,277,419	8,916,496	0	8,916,496	14.38%	8,916,496	0	8,916,496	14.67%
Grants, Contracts and Gifts	488,246	0	623,172	623,172	0	602,000	602,000	0.97%	0	600,200	600,200	0.99%
Sales and Service of Educ. & Other Sources	1,793,542	240,000	1,474,995	1,714,995	90,000	1,296,000	1,386,000	2.24%	90,000	1,306,000	1,396,000	2.30%
Sales and Service of Auxiliary Enterprises	5,619,753	0	4,992,663	4,992,663	0	5,143,500	5,143,500	8.30%	0	5,268,688	5,268,688	8.67%
Total Unrestricted Revenue	50,237,785	38,491,093	9,748,497	48,239,590	39,729,512	9,696,047	49,425,559	80%	39,729,512	9,839,888	49,569,400	82%
Transfers and Prior Year Balances:												
Net Transfers	(2,718,769)	562,630	(3,165,826)	(2,603,196)	562,630	(2,618,925)	(2,056,295)	-3.32%	562,630	(2,617,825)	(2,055,195)	-3.38%
Beginning Fund Balance	13,410,080	9,729,620	6,247,628	15,977,248	9,496,275	5,132,965	14,629,240	23.60%	8,482,504	4,774,833	13,257,337	21.82%
Total	10,691,311	10,292,250	3,081,802	13,374,052	10,058,905	2,514,040	12,572,945	20%	9,045,134	2,157,008	11,202,142	18%
Total Resources	60,929,096	48,783,343	12,830,299	61,613,642	49,788,417	12,210,087	61,998,504	100%	48,774,646	11,996,896	60,771,542	100%
Uses:												
Educational and General:												
Instruction	18,571,978	20,105,182	164,023	20,269,205	20,506,851	301,687	20,808,538	42.69%	20,078,555	302,000	20,380,555	42.38%
Research	175,445	1,067	275,595	276,662	0	286,083	286,083	0.59%	0	288,000	288,000	0.60%
Public Service	1,457,349	275,793	1,438,272	1,714,065	379,689	1,249,760	1,629,449	3.34%	379,688	1,251,400	1,631,088	3.39%
Academic Support	3,886,872	4,102,190	575,520	4,677,710	4,937,206	536,801	5,474,007	11.23%	4,625,000	541,750	5,166,750	10.75%
Student Services	5,930,287	4,518,478	1,584,579	6,103,057	4,661,511	1,596,681	6,258,192	12.84%	4,650,000	1,617,101	6,267,101	13.03%
Institutional Support	4,526,718	3,988,859	352,452	4,341,311	4,398,314	289,392	4,687,706	9.62%	4,500,000	281,000	4,781,000	9.94%
Operation and Maintenance of Plant	4,156,061	4,011,499	0	4,011,499	3,888,342	0	3,888,342	7.98%	4,000,000	0	4,000,000	8.32%
Scholarships and Fellowships	3,263,424	2,284,000	900,315	3,184,315	2,534,000	900,000	3,434,000	7.05%	2,350,000	900,000	3,250,000	6.76%
Total Educational & General Expenditures	41,968,134	39,287,068	5,290,756	44,577,824	41,305,913	5,160,404	46,466,317	95%	40,583,243	5,181,251	45,764,494	95%
Total Auxiliary Enterprises	2,983,714	0	2,406,578	2,406,578	0	2,274,850	2,274,850	5%	0	2,320,500	2,320,500	5%
Total Uses	44,951,848	39,287,068	7,697,334	46,984,402	41,305,913	7,435,254	48,741,167	100%	40,583,243	7,501,751	48,084,994	100%
Ending Fund Balance	15,977,248	9,496,275	5,132,965	14,629,240	8,482,504	4,774,833	13,257,337		8,191,403	4,495,145	12,686,548	

UNIVERSITY OF SOUTH CAROLINA AIKEN
FY 2017 ACTUAL UNRESTRICTED CURRENT FUNDS SUMMARY

	A Funds	B Funds	C Funds	D Funds	E Funds	R Funds	S Funds	TOTAL
<u>RESOURCES:</u>								
<u>Revenue:</u>								
Tuition and Fees	31,595,877	0	0	1,759,977	943,485	0	0	34,299,339
State Appropriations	8,036,905	0	0	0	0	0	0	8,036,905
Grants, Contracts and Gifts	49,960	0	0	43,295	362,946	0	32,045	488,246
Sales and Service of Educ. & Other Sources	142,356	0	0	473,672	1,177,305	209	0	1,793,542
Sales and Service of Auxiliary Enterprise	0	4,402,914	1,216,839	0	0	0	0	5,619,753
Total	39,825,098	4,402,914	1,216,839	2,276,944	2,483,736	209	32,045	50,237,785
<u>Transfers:</u>								
Transfers-In	457,653	674,598	1,000	1,589,547	1,203,956	144,716	931,503	5,002,973
Transfers-Out	(1,530,300)	(2,209,078)	(205,228)	(2,280,989)	(1,352,956)	(51,369)	(91,822)	(7,721,742)
Net Transfers	(1,072,647)	(1,534,480)	(204,228)	(691,442)	(149,000)	93,347	839,681	(2,718,769)
Prior Year's Fund Balance	8,343,629	1,372,424	848,293	718,198	2,126,942	594	0	13,410,080
TOTAL RESOURCES	47,096,080	4,240,858	1,860,904	2,303,700	4,461,678	94,150	871,726	60,929,096
<u>USES:</u>								
<u>Educational and General Expenditures:</u>								
Instruction	18,363,250	0	0	0	208,728	0	0	18,571,978
Research	5,320	0	0	0	170,125	0	0	175,445
Public Service	308,865	0	0	0	1,148,484	0	0	1,457,349
Academic Support	3,452,837	0	0	540	424,877	8,618	0	3,886,872
Student Services	4,433,916	0	0	1,494,049	1,500	822	0	5,930,287
Institutional Support	4,254,513	0	0	0	187,495	84,710	0	4,526,718
Operation and Maintenance of Plant	4,156,061	0	0	0	0	0	0	4,156,061
Scholarships and Fellowships	2,391,698	0	0	0	0	0	871,726	3,263,424
Total	37,366,460	0	0	1,494,589	2,141,209	94,150	871,726	41,968,134
Auxiliary Expenditures	0	2,048,199	935,515	0	0	0	0	2,983,714
TOTAL USES	37,366,460	2,048,199	935,515	1,494,589	2,141,209	94,150	871,726	44,951,848
Fund Balance	9,729,620	2,192,659	925,389	809,111	2,320,469	0	0	15,977,248

Note: Based on FY2017 Final Post-Close.

UNIVERSITY OF SOUTH CAROLINA AIKEN
FY 2018 PROJECTED UNRESTRICTED CURRENT FUNDS SUMMARY

	A Funds	B Funds	C Funds	D Funds	E Funds	R Funds	S Funds	TOTAL
<u>RESOURCES:</u>								
<u>Revenue:</u>								
Tuition and Fees	29,973,674	0	0	1,710,000	947,667	0	0	32,631,341
State Appropriations	8,277,419	0	0	0	0	0	0	8,277,419
Grants, Contracts and Gifts	0	0	0	2,090	619,645	1,437	0	623,172
Sales and Service of Educ. & Other Sources	240,000	0	0	352,950	1,121,891	154	0	1,714,995
Sales and Service of Auxiliary Enterprise	0	4,350,000	642,663	0	0	0	0	4,992,663
Total	38,491,093	4,350,000	642,663	2,065,040	2,689,203	1,591	0	48,239,590
<u>Transfers:</u>								
Transfers-In	572,630	0	0	1,200,000	1,352,348	93,546	919,623	4,138,147
Transfers-Out	(10,000)	(3,255,550)	(184,263)	(1,720,000)	(1,552,222)	0	(19,308)	(6,741,343)
Net Transfers	562,630	(3,255,550)	(184,263)	(520,000)	(199,874)	93,546	900,315	(2,603,196)
Prior Year's Fund Balance	9,729,620	2,192,659	925,389	809,111	2,320,469	0	0	15,977,248
TOTAL RESOURCES	48,783,343	3,287,109	1,383,789	2,354,151	4,809,798	95,137	900,315	61,613,642
<u>USES:</u>								
<u>Educational and General Expenditures:</u>								
Instruction	20,105,182	0	0	0	164,023	0	0	20,269,205
Research	1,067	0	0	0	275,595	0	0	276,662
Public Service	275,793	0	0	0	1,437,772	500	0	1,714,065
Academic Support	4,102,190	0	0	240	566,727	8,553	0	4,677,710
Student Services	4,518,478	0	0	1,582,384	1,425	770	0	6,103,057
Institutional Support	3,988,859	0	0	0	267,137	85,314	0	4,341,311
Operation and Maintenance of Plant	4,011,499	0	0	0	0	0	0	4,011,499
Scholarships and Fellowships	2,284,000	0	0	0	0	0	900,315	3,184,315
Total	39,287,068	0	0	1,582,624	2,712,680	95,137	900,315	44,577,824
Auxiliary Expenditures	0	2,150,461	256,117	0	0	0	0	2,406,578
TOTAL USES	39,287,068	2,150,461	256,117	1,582,624	2,712,680	95,137	900,315	46,984,402
Fund Balance	9,496,275	1,136,648	1,127,672	771,527	2,097,118	0	0	14,629,239

UNIVERSITY OF SOUTH CAROLINA AIKEN
FY 2019 PROPOSED UNRESTRICTED CURRENT FUNDS SUMMARY

	A Funds	B Funds	C Funds	D Funds	E Funds	R Funds	S Funds	TOTAL
<u>RESOURCES:</u>								
<u>Revenue:</u>								
Tuition and Fees	30,723,016	0	0	1,704,547	950,000	0	0	33,377,563
State Appropriations	8,916,496	0	0	0	0	0	0	8,916,496
Grants, Contracts and Gifts	0	0	0	2,000	600,000	0	0	602,000
Sales and Service of Educ. & Other Sources	90,000	0	0	365,000	930,000	1,000	0	1,386,000
Sales and Service of Auxiliary Enterprise	0	4,523,500	620,000	0	0	0	0	5,143,500
Total	39,729,512	4,523,500	620,000	2,071,547	2,480,000	1,000	0	49,425,559
<u>Transfers:</u>								
Transfers-In	572,630	0	0	1,467,750	1,050,000	97,300	900,000	4,087,680
Transfers-Out	(10,000)	(2,583,650)	(206,000)	(2,294,325)	(1,050,000)	0	0	(6,143,975)
Net Transfers	562,630	(2,583,650)	(206,000)	(826,575)	0	97,300	900,000	(2,056,295)
Prior Year's Fund Balance	9,496,275	1,136,648	1,127,672	771,527	2,097,118	0	0	14,629,240
TOTAL RESOURCES	49,788,417	3,076,498	1,541,672	2,016,499	4,577,118	98,300	900,000	61,998,504
<u>USES:</u>								
<u>Educational and General Expenditures:</u>								
Instruction	20,506,851	0	0	0	301,687	0	0	20,808,538
Research	0	0	0	0	286,083	0	0	286,083
Public Service	379,689	0	0	0	1,248,360	1,400	0	1,629,449
Academic Support	4,937,206	0	0	351	520,150	16,300	0	5,474,007
Student Services	4,661,511	0	0	1,590,000	2,081	4,600	0	6,258,192
Institutional Support	4,398,314	0	0	0	213,392	76,000	0	4,687,706
Operation and Maintenance of Plant	3,888,342	0	0	0	0	0	0	3,888,342
Scholarships and Fellowships	2,534,000	0	0	0	0	0	900,000	3,434,000
Total	41,305,913	0	0	1,590,351	2,571,753	98,300	900,000	46,466,317
Auxiliary Expenditures	0	1,949,850	325,000	0	0	0	0	2,274,850
TOTAL USES	41,305,913	1,949,850	325,000	1,590,351	2,571,753	98,300	900,000	48,741,167
Fund Balance	8,482,504	1,126,648	1,216,672	426,148	2,005,365	0	0	13,257,337

Notes: Initial line item expenditure budget will balance in total, but may not match at the program (class) level. The current system allows multiple class codes to be assigned within a single department.

UNIVERSITY OF SOUTH CAROLINA AIKEN
FY 2020 PRELIMINARY UNRESTRICTED CURRENT FUNDS SUMMARY

	A Funds	B Funds	C Funds	D Funds	E Funds	R Funds	S Funds	TOTAL
<u>RESOURCES:</u>								
<u>Revenue:</u>								
Tuition and Fees	30,723,016	0	0	1,705,000	960,000	0	0	33,388,016
State Appropriations	8,916,496	0	0	0	0	0	0	8,916,496
Grants, Contracts and Gifts	0	0	0	200	600,000	0	0	600,200
Sales and Service of Educ. & Other Sources	90,000	0	0	370,000	935,000	1,000	0	1,396,000
Sales and Service of Auxiliary Enterprise	0	4,633,688	635,000	0	0	0	0	5,268,688
Total	39,729,512	4,633,688	635,000	2,075,200	2,495,000	1,000	0	49,569,400
<u>Transfers:</u>								
Transfers-In	572,630	0	0	1,467,750	1,050,000	97,300	900,000	4,087,680
Transfers-Out	(10,000)	(2,582,550)	(206,000)	(2,294,325)	(1,050,000)	0	0	(6,142,875)
Net Transfers	562,630	(2,582,550)	(206,000)	(826,575)	0	97,300	900,000	(2,055,195)
Prior Year's Fund Balance	8,482,504	1,126,648	1,216,672	426,148	2,005,365	0	0	13,257,337
TOTAL RESOURCES	48,774,646	3,177,786	1,645,672	1,674,773	4,500,365	98,300	900,000	60,771,542
<u>USES:</u>								
<u>Educational and General Expenditures:</u>								
Instruction	20,078,555	0	0	0	302,000	0	0	20,380,555
Research	0	0	0	0	288,000	0	0	288,000
Public Service	379,688	0	0	0	1,250,000	1,400	0	1,631,088
Academic Support	4,625,000	0	0	450	525,000	16,300	0	5,166,750
Student Services	4,650,000	0	0	1,610,000	2,501	4,600	0	6,267,101
Institutional Support	4,500,000	0	0	0	205,000	76,000	0	4,781,000
Operation and Maintenance of Plant	4,000,000	0	0	0	0	0	0	4,000,000
Scholarships and Fellowships	2,350,000	0	0	0	0	0	900,000	3,250,000
Total	40,583,243	0	0	1,610,450	2,572,501	98,300	900,000	45,764,494
Auxiliary Expenditures	0	1,985,500	335,000	0	0	0	0	2,320,500
TOTAL USES	40,583,243	1,985,500	335,000	1,610,450	2,572,501	98,300	900,000	48,084,994
Fund Balance	8,191,403	1,192,286	1,310,672	64,323	1,927,864	0	0	12,686,548

UNIVERSITY OF SOUTH CAROLINA AIKEN BUDGET SUMMARY
Statement of Restricted Funds Resources and Uses

	ACTUAL 2017	PROJ 2018	PROPOSED 2019		PRELIMINARY 2020	
	Actual Restricted	Projected Restricted	Proposed Restricted	Percent of Resources or Uses	Proposed Restricted	Percent of Resources or Uses
Sources:						
Revenue:						
Tuition and Fees	0	0	0	0.00%	0	0.00%
State Appropriations	0	0	0	0.00%	0	0.00%
Federal Grants and Contracts	10,011,181	9,976,040	10,085,662	56.01%	10,499,000	56.98%
State Grants and Contracts	6,939,448	6,910,923	6,722,000	37.33%	6,774,000	36.77%
Local Grants and Contracts	155,460	104,386	105,000	0.58%	105,000	0.57%
Non-Governmental Grants and Contracts	137,843	139,033	150,000	0.83%	155,000	0.84%
Private Gifts	854,982	765,263	785,000	4.36%	785,000	4.26%
Endowment Income	(3,170)	6,715	2,500	0.01%	3,000	0.02%
Interest Income	1,043	2,484	1,500	0.01%	1,500	0.01%
Other Sources	113,994	91,200	156,000	0.87%	102,000	0.55%
Total	18,210,782	17,996,044	18,007,662	100%	18,424,500	100%
Transfers and Prior Year Balances:						
Net Transfers	0	0	0	0%	0	0%
Beginning Fund Balance	345,482	474,451	0	0%	0	0%
Total	345,482	474,451	0	0%	0	0%
Total Current Resources	18,556,264	18,470,495	18,007,662	100%	18,424,500	100%
Uses:						
Educational and General:						
Instruction	20,660	19,380	30,000	0.17%	30,000	0.16%
Research	2,868,517	2,493,880	2,500,000	13.88%	2,500,000	13.57%
Public Service	1,292,891	1,245,575	1,200,000	6.66%	1,200,000	6.51%
Academic Support	0	0	0	0.00%	0	0.00%
Student Services	0	110,600	100,000	0.56%	100,000	0.54%
Institutional Support	94,143	0	100,000	0.56%	100,000	0.54%
Operation and Maintenance of Plant	31,078	81,216	100,000	0.56%	100,000	0.54%
Scholarships and Fellowships	13,774,524	14,519,844	13,977,662	77.62%	14,394,500	78.13%
Total Educational & General Expenditures	18,081,813	18,470,495	18,007,662	100%	18,424,500	100%
Total Current Uses	18,081,813	18,470,495	18,007,662	100%	18,424,500	100%
Ending Fund Balance	474,451	0	0		0	

Note:
Excludes Federal Direct Student Loan Funds recorded on the General Ledger as Federal Grants & Contracts within Sources and Scholarships within Uses (\$16,490,085 in FY18; \$18,022,338 in FY19; \$18,605,500 in FY20). These funds are excluded from year-end financial statement.

**UNIVERSITY OF SOUTH CAROLINA AIKEN
FY 2019 SCHEDULE OF DESIGNATED FUNDS**

	ACTUAL 2017	PROJECTED 2018	PROPOSED 2019	PRELIMINARY 2020
Revenue	209	1,591	1,000	1,000
Expenditures				
Chancellor	8,434	8,232	6,600	6,600
Academic Affairs	8,618	8,430	11,000	11,000
Student Affairs	822	341	3,200	3,200
Development and Advancement	75,121	47,052	45,000	45,000
Institutional Support	1,155	4,489	1,500	1,500
University Events	0	26,593	31,000	31,000
Total	94,150	95,137	98,300	98,300
Non-Mandatory Transfers				
Transfer-In from Concessions	52,940	11,546	15,050	14,800
Transfer-In from Vending	31,881	32,000	32,250	32,500
Transfer-In from Bookstore	59,895	50,000	50,000	50,000
Other Non-Mandatory Transfers	(51,369)	0	0	0
Total	93,347	93,546	97,300	97,300
Change in Fund Balance	(594)	0	0	0
Beginning Fund Balance	594	0	0	0
Ending Fund Balance	0	0	0	0

**UNIVERSITY OF SOUTH CAROLINA AIKEN
FY 2018 BUDGET SUMMARY OF AUXILIARY FUNDS**

	ACTUAL	PROJECTED	PROPOSED	PRELIMINARY
	2017	2018	2019	2020
Revenue				
Athletics	41,541	21,763	21,500	21,500
Bookstore ⁽¹⁾	663,495	178,050	170,000	175,000
Convocation Center	341,716	265,000	270,000	275,000
Housing	4,402,914	4,350,000	4,523,500	4,633,688
Food Services	129,095	125,000	125,000	130,000
Vending and Concessions (designated)	31,313	32,250	32,500	32,500
Other (Includes Unrealized Gains)	9,679	20,600	1,000	1,000
Total	5,619,753	4,992,663	5,143,500	5,268,688
Expenditures				
Athletics	14,410	14,500	21,000	21,000
Bookstore	637,146	24,305	53,000	53,000
Convocation Center	235,596	175,000	175,000	185,000
Housing	2,048,199	2,150,461	1,949,850	1,985,500
Food Services	47,299	40,587	72,500	72,500
Vending and Concessions (designated)	64	75	2,500	2,500
Other	1,000	1,650	1,000	1,000
Total	2,983,714	2,406,578	2,274,850	2,320,500
Mandatory Transfers (net)				
Housing	(1,534,480)	(2,255,550)	(2,208,650)	(2,207,550)
Total	(1,534,480)	(2,255,550)	(2,208,650)	(2,207,550)
Non-Mandatory Transfers (net)				
Athletics	(27,131)	(7,263)	(500)	(500)
Bookstore	(85,216)	(85,000)	(90,500)	(90,500)
Convocation Center	(60,000)	(60,000)	(60,000)	(60,000)
Housing	0	(1,000,000)	(375,000)	(375,000)
Food Services	0	0	(25,000)	(25,000)
Vending and Concessions (designated)	(31,881)	(32,000)	(30,000)	(30,000)
Total	(204,228)	(1,184,263)	(581,000)	(581,000)
Total Expenditures and Transfers	1,245,006	(1,033,235)	(514,800)	(468,050)
Net Revenue (after Expenditures and Transfers)				
Athletics	0	0	0	0
Bookstore ⁽¹⁾	(58,867)	68,745	26,500	31,500
Convocation Center	46,120	30,000	35,000	30,000
Housing	820,235	(1,056,011)	(10,000)	65,638
Food Services	81,796	84,413	27,500	32,500
Vending and Concessions (designated)	(632)	175	0	0
Other	8,679	18,950	0	0
Total	897,331	(853,728)	79,000	159,638
Fund Balance				
Athletics	0	0	0	0
Bookstore ⁽¹⁾	541,897	610,642	637,142	668,642
Convocation Center	107,510	137,510	172,510	202,510
Housing	2,192,659	1,136,648	1,126,648	1,192,286
Food Services	263,135	347,548	375,048	407,548
Vending and Concessions (designated)	(3)	172	172	172
Other	12,850	31,800	31,800	31,800
TOTAL AUXILIARY ENDING FUND BALANCE	3,118,048	2,264,320	2,343,320	2,502,958

Note:

⁽¹⁾ As of FY2017, the USC Aiken Bookstore is outsourced to Follett, Inc. USC Aiken receives commission from the sale of text and materials.

**UNIVERSITY OF SOUTH CAROLINA AIKEN
FY 2019 SOURCES AND USES OF LOCAL FUNDS**

<u>Sources:</u>	ACTUAL 2017	PROJECTED 2018	PROPOSED 2019
Aiken County Appropriation (to ACCHE)	100,000	100,000	100,000
Total	100,000	100,000	100,000
<u>Uses:</u>			
Local Funds expended by USC Aiken for Private or Other Grants	100,000	100,000	100,000
Total	100,000	100,000	100,000

Note:

The Aiken County Commission for Higher Education receives millage support from Aiken County used by USC Aiken for maintenance projects.

**CAPSULE OF PERFORMANCE DATA
USC BEAUFORT**

Fall Enrollment	Fall 2016	Fall 2017
Total Students:		
Full-Time	1,746	1,743
Part-Time	259	334
Total Fall Enrollment	2,005	2,077
Total Students:		
Undergraduate	2,005	2,077
Graduate	0	0
Total Fall Enrollment	2,005	2,077
Full-Time Equivalent Students:		
Undergraduate	1,858	1,924
Graduate	0	0
Total FTEs	1,858	1,924

*FTE - Full-time equivalent students

Colleges and Schools:
School of Humanities and Social Sciences
School of Sciences and Mathematics

Specialized Accreditation:
Commission on Collegiate Nursing Education (CCNE)
National Council for Accreditation of Teacher Education (NCATE)

Degrees Offered:
Associate in Arts (AA)
Associate of Science (AS)
Bachelor of Science (BS)
Bachelor of Arts (BA)
Bachelor of Science in Nursing (BSN)

Special Programs:
Community Outreach

Degrees Awarded	FY 15-16	FY 16-17
Bachelors	298	349
Masters	0	0
Total Degrees	298	349

Grant Activity	FY 15-16	FY 16-17
Grant Expenditures by Purpose:		
Instruction	\$ 198,478	\$ 363,205
Research	190,439	275,990
Public Service	584,865	673,825
Scholarships	6,765,239	7,435,630
Other	45,740	37,589
Total	\$ 7,784,761	\$ 8,786,238

Full-Time Ranked Faculty	Fall 2016	Fall 2017
Professor	15	18
Associate Professor	22	24
Assistant Professor	35	30
Instructors	29	26
Librarians	6	6
Total	107	104

Source: Office of Institutional Research, Assessment and Analytics.

**UNIVERSITY OF SOUTH CAROLINA BEAUFORT
GENERAL FUNDS SOURCES AND USES SUMMARY**

	FY 2018 PROJECTED		FY 2019 PROPOSED	
<u>REVENUE AND FUNDS SOURCES</u>				
STATE APPROPRIATION				
Appropriation	3,562,147		3,682,059	
Health Insurance Increase	15,378		34,071	
Retirement Increase	32,600		30,481	
Education & General Operating	71,934		397,858	
Security Enhancements (non-recurring)	0		192,000	
Technology Updates (non-recurring)	0		556,434	
TOTAL APPROPRIATION	3,682,059	14.33%	4,892,903	17.72%
STUDENT FEES				
Student Fee Base	18,280,108		18,280,108	
Tuition Discounting	1,780,679		1,780,679	
Proposed Tuition Increase			510,000	
TOTAL STUDENT FEES	20,060,787	78.08%	20,570,787	74.49%
OTHER SOURCES				
Sales and Service	151,510		151,510	
Local Funds - Operational Support - Beaufort via BJHEC	1,360,852		1,560,852	
Transfers - Palmetto College - Recurring	485,500		485,500	
Transfers - Other Transfers In (Sand Shark Scholars)	51,706		51,706	
Transfers Out - OneCarolina	(99,525)		(99,525)	
TOTAL OTHER SOURCES	1,950,043	7.59%	2,150,043	7.79%
TOTAL REVENUE AND FUNDS SOURCES	25,692,889	100%	27,613,733	100%
	FY 2018 PROJECTED		FY 2019 PROPOSED	
<u>EXPENDITURES AND FUNDS USES</u>				
EXPENDITURE BASE				
Tuition Discounting Increase	25,692,889		26,269,228	
TOTAL EXPENSE CHANGE			0	
EXPENSE CHANGES				
Health Insurance Increase (all funds \$111,000)			96,200	7.35%
Retirement Increase (all funds \$140,000)			124,000	9.47%
One-Time Expenses: Palmetto College Course Development	365,708		(365,708)	-27.94%
One-Time Expenses: Beaufort Refurbishment	210,631		(210,631)	-16.09%
One-Time Expenses: Beaufort IT & Security Upgrades			748,434	57.18%
Other Mandated & Unavoidable			888,330	67.86%
Bluffton Campus			307,969	23.53%
Hilton Head Campus			358,910	27.42%
Beaufort Campus			261,835	20.00%
Planned Position Vacancies			(653,379)	-49.91%
Other Expense Deferrals			(246,939)	-18.86%
TOTAL EXPENSE CHANGE	576,339		1,309,021	100.00%
TOTAL EXPENDITURES AND FUNDS USES	26,269,228		27,578,249	
FY CHANGE IN FUND BALANCE	(576,339)		35,484	
BEGINNING FUND BALANCE	1,211,503		635,164	
ENDING FUND BALANCE	635,164		670,648	

UNIVERSITY OF SOUTH CAROLINA BEAUFORT BUDGET SUMMARY
Statement of Total Current Funds Resources and Uses

	ACTUAL 2017	PROJECTED 2018			PROPOSED 2019				PRELIMINARY 2020			
	TOTAL 2017	Projected Unrestricted	Projected Restricted	TOTAL 2018	Proposed Unrestricted	Proposed Restricted	TOTAL 2019	Percent of Resources or Uses	Proposed Unrestricted	Proposed Restricted	TOTAL 2020	Percent of Resources or Uses
Sources:												
Revenue:												
Tuition and Fees	21,880,431	22,641,563	0	22,641,563	23,151,563	0	23,151,563	51.50%	23,491,563	0	23,491,563	52.64%
State Appropriations	3,562,147	3,682,059	0	3,682,059	4,892,903	0	4,892,903	10.88%	4,144,469	0	4,144,469	9.29%
Grants, Contracts, and Gifts	10,645,094	2,121,444	9,254,908	11,376,352	2,271,442	9,718,497	11,989,939	26.67%	2,271,442	9,683,502	11,954,944	26.79%
Sales and Service of Educ. & Other Sources	1,290,154	1,041,736	800	1,042,536	1,041,736	800	1,042,536	2.32%	1,041,736	800	1,042,536	2.34%
Sales and Service Auxiliary Enterprises	17,849	15,195	0	15,195	15,195	0	15,195	0.03%	15,195	0	15,195	0.03%
Total	37,395,675	29,501,997	9,255,708	38,757,705	31,372,839	9,719,297	41,092,136	91%	30,964,405	9,684,302	40,648,707	91%
Transfers and Prior Year Balances:												
Net Transfers	391,263	238,546	(28,000)	210,546	288,546	0	288,546	0.64%	288,546	0	288,546	0.65%
Beginning Fund Balance	3,963,794	4,191,113	99,274	4,290,387	3,572,103	0	3,572,103	7.95%	3,685,928	0	3,685,928	8.26%
Total	4,355,057	4,429,659	71,274	4,500,933	3,860,649	0	3,860,649	9%	3,974,474	0	3,974,474	9%
Total Current Resources	41,750,732	33,931,656	9,326,982	43,258,638	35,233,488	9,719,297	44,952,785	100%	34,938,879	9,684,302	44,623,181	100%
Uses:												
Educational and General:												
Instruction	11,971,242	13,357,305	154,090	13,511,395	13,393,853	289,297	13,683,150	33.16%	13,252,724	254,302	13,507,026	33.67%
Research	486,166	288,329	288,729	577,058	257,829	300,000	557,829	1.35%	257,829	200,000	457,829	1.14%
Public Service	1,253,387	741,871	631,985	1,373,856	688,876	650,000	1,338,876	3.24%	688,876	550,000	1,238,876	3.09%
Academic Support	3,790,249	3,368,733	0	3,368,733	3,893,780	0	3,893,780	9.44%	3,333,728	0	3,333,728	8.31%
Student Services	4,758,113	4,846,464	30,000	4,876,464	4,649,190	30,000	4,679,190	11.34%	4,647,808	30,000	4,677,808	11.66%
Institutional Support	1,830,386	1,650,404	0	1,650,404	1,790,799	0	1,790,799	4.34%	1,686,030	0	1,686,030	4.20%
Operation and Maintenance of Plant	3,595,606	3,729,532	0	3,729,532	4,279,446	0	4,279,446	10.37%	4,074,404	0	4,074,404	10.16%
Scholarships and Fellowships	9,767,823	2,369,415	8,222,178	10,591,593	2,586,287	8,450,000	11,036,287	26.74%	2,477,853	8,650,000	11,127,853	27.74%
Total Educational & General Expenditures	37,452,971	30,352,053	9,326,982	39,679,035	31,540,060	9,719,297	41,259,357	100%	30,419,252	9,684,302	40,103,554	100%
Total Auxiliary Enterprises	7,374	7,500	0	7,500	7,500	0	7,500	0%	7,500	0	7,500	0%
Total Current Uses	37,460,345	30,359,553	9,326,982	39,686,535	31,547,560	9,719,297	41,266,857	100%	30,426,752	9,684,302	40,111,054	100%
Ending Fund Balance	4,290,387	3,572,103	0	3,572,103	3,685,928	0	3,685,928		4,512,127	0	4,512,127	

Note:

Excludes Federal Direct Student Loan Funds recorded on the General Ledger as Grants, Contracts & Gifts within Sources and Scholarships within Uses (\$12,238,697 in FY18; \$12,500,000 in FY19; \$13,000,000 in FY20). These funds are excluded from year-end financial statement.

UNIVERSITY OF SOUTH CAROLINA BEAUFORT BUDGET SUMMARY
Statement of Current Unrestricted Funds Resources and Uses

	ACTUAL 2017	PROJECTED 2018		PROPOSED 2019				PRELIMINARY 2020				
	Total Unrestricted Funds	General	Other	Total Unrestricted Funds	General	Other	Total Unrestricted Funds	Percent of Resources or Uses	General	Other	Total Unrestricted Funds	Percent of Resources or Uses
Resources:												
Revenue:												
Tuition and Fees	21,880,431	20,060,787	2,580,776	22,641,563	20,570,787	2,580,776	23,151,563	65.71%	20,910,787	2,580,776	23,491,563	67.24%
State Appropriations	3,562,147	3,682,059	0	3,682,059	4,892,903	0	4,892,903	13.89%	4,144,469	0	4,144,469	11.86%
Grants, Contracts and Gifts	2,029,645	1,360,852	760,592	2,121,444	1,560,852	710,590	2,271,442	6.45%	1,560,852	710,590	2,271,442	6.50%
Sales and Service of Educ. & Other Sources	1,290,678	151,510	890,226	1,041,736	151,510	890,226	1,041,736	2.96%	151,510	890,226	1,041,736	2.98%
Sales and Service of Auxiliary Enterprises	17,849	0	15,195	15,195	0	15,195	15,195	0.04%	0	15,195	15,195	0.04%
Total Unrestricted Revenue	28,780,750	25,255,208	4,246,789	29,501,997	27,176,052	4,196,787	31,372,839	89%	26,767,618	4,196,787	30,964,405	89%
Transfers and Prior Year Balances:												
Net Transfers	395,961	437,681	(199,135)	238,546	437,681	(149,135)	288,546	0.82%	437,681	(149,135)	288,546	0.83%
Beginning Fund Balance	3,688,509	1,211,503	2,979,610	4,191,113	635,164	2,936,939	3,572,103	10.14%	670,648	3,015,280	3,685,928	10.55%
Total	4,084,470	1,649,184	2,780,475	4,429,659	1,072,845	2,787,804	3,860,649	11%	1,108,329	2,866,145	3,974,474	11%
Total Resources	32,865,220	26,904,392	7,027,264	33,931,656	28,248,897	6,984,591	35,233,488	100%	27,875,947	7,062,932	34,938,879	100%
Uses:												
Educational and General:												
Instruction	11,608,037	12,845,550	511,755	13,357,305	12,897,598	496,255	13,393,853	42.46%	12,756,469	496,255	13,252,724	43.56%
Research	210,176	164,693	123,636	288,329	164,693	93,136	257,829	0.82%	164,693	93,136	257,829	0.85%
Public Service	579,562	0	741,871	741,871	0	688,876	688,876	2.18%	0	688,876	688,876	2.26%
Academic Support	3,790,249	2,736,685	632,048	3,368,733	3,263,119	630,661	3,893,780	12.34%	2,706,685	627,043	3,333,728	10.96%
Student Services	4,758,113	2,791,949	2,054,515	4,846,464	2,616,307	2,032,883	4,649,190	14.74%	2,616,307	2,031,501	4,647,808	15.28%
Institutional Support	1,792,797	1,631,404	19,000	1,650,404	1,770,799	20,000	1,790,799	5.68%	1,671,030	15,000	1,686,030	5.54%
Operation and Maintenance of Plant	3,595,606	3,729,532	0	3,729,532	4,279,446	0	4,279,446	13.57%	4,074,404	0	4,074,404	13.39%
Scholarships and Fellowships	2,332,193	2,369,415	0	2,369,415	2,586,287	0	2,586,287	8.20%	2,477,853	0	2,477,853	8.14%
Total Educational & General Expenditures	28,666,733	26,269,228	4,082,825	30,352,053	27,578,249	3,961,811	31,540,060	100%	26,467,441	3,951,811	30,419,252	100%
Total Auxiliary Enterprises	7,374	0	7,500	7,500	0	7,500	7,500	0%	0	7,500	7,500	0%
Total Uses	28,674,107	26,269,228	4,090,325	30,359,553	27,578,249	3,969,311	31,547,560	100%	26,467,441	3,959,311	30,426,752	100%
Ending Fund Balance	4,191,113	635,164	2,936,939	3,572,103	670,648	3,015,280	3,685,928		1,408,506	3,103,621	4,512,127	

UNIVERSITY OF SOUTH CAROLINA BEAUFORT
FY 2017 ACTUAL UNRESTRICTED CURRENT FUNDS SUMMARY

	A Funds	C Funds	D Funds	E Funds	R Funds	S Funds	TOTAL
<u>RESOURCES:</u>							
<u>Revenue:</u>							
Tuition and Fees	19,340,917	0	1,401,833	1,137,681	0	0	21,880,431
State Appropriations	3,562,147	0	0	0	0	0	3,562,147
Grants, Contracts and Gifts	1,355,877	0	344,236	298,798	30,285	449	2,029,645
Sales and Service of Educ. & Other Sources	249,414	0	98,729	872,744	69,791	0	1,290,678
Sales and Service of Auxiliary Enterprise	0	17,849	0	0	0	0	17,849
Total	24,508,355	17,849	1,844,798	2,309,223	100,076	449	28,780,750
<u>Transfers:</u>							
Transfers-In	579,235	0	1,448,102	321,719	0	8,991	2,358,047
Transfers-Out	(155,739)	0	(1,358,102)	(448,245)	0	0	(1,962,086)
Net Transfers	423,496	0	90,000	(126,526)	0	8,991	395,961
Prior Year's Fund Balance	999,796	156,340	202,072	2,112,434	217,867	0	3,688,509
TOTAL RESOURCES	25,931,647	174,189	2,136,870	4,295,131	317,943	9,440	32,865,220
<u>USES:</u>							
<u>Educational and General Expenditures:</u>							
Instruction	11,077,656	0	0	530,381	0	0	11,608,037
Research	141,759	0	0	68,417	0	0	210,176
Public Service	(1,842)	0	0	581,404	0	0	579,562
Academic Support	3,143,276	0	0	646,996	(23)	0	3,790,249
Student Services	2,797,518	0	1,855,268	0	105,327	0	4,758,113
Institutional Support	1,642,969	0	0	132,646	17,182	0	1,792,797
Operation and Maintenance of Plant	3,595,606	0	0	0	0	0	3,595,606
Scholarships and Fellowships	2,323,202	0	0	0	0	8,991	2,332,193
Total	24,720,144	0	1,855,268	1,959,844	122,486	8,991	28,666,733
Auxiliary Expenditures	0	7,374	0	0	0	0	7,374
TOTAL USES	24,720,144	7,374	1,855,268	1,959,844	122,486	8,991	28,674,107
<u>Fund Balance</u>	1,211,503	166,815	281,602	2,335,287	195,457	449	4,191,113

Note: Based on FY2017 Final Post-Close.

UNIVERSITY OF SOUTH CAROLINA BEAUFORT
FY 2018 PROJECTED UNRESTRICTED CURRENT FUNDS SUMMARY

	A Funds	C Funds	D Funds	E Funds	R Funds	S Funds	TOTAL
<u>RESOURCES:</u>							
<u>Revenue:</u>							
Tuition and Fees	20,060,787	0	1,401,822	1,178,954	0	0	22,641,563
State Appropriations	3,682,059	0	0	0	0	0	3,682,059
Grants, Contracts and Gifts	1,360,852	0	326,132	343,550	90,483	427	2,121,444
Sales and Service of Educ. & Other Sources	151,510	0	44,654	764,529	81,043	0	1,041,736
Sales and Service of Auxiliary Enterprise	0	15,195	0	0	0	0	15,195
Total	25,255,208	15,195	1,772,608	2,287,033	171,526	427	29,501,997
<u>Transfers:</u>							
Transfers-In	537,206	0	1,271,000	72,520	20,000	0	1,900,726
Transfers-Out	(99,525)	(20,000)	(1,180,235)	(362,420)	0	0	(1,662,180)
Net Transfers	437,681	(20,000)	90,765	(289,900)	20,000	0	238,546
Prior Year's Fund Balance	1,211,503	166,815	281,602	2,335,287	195,457	449	4,191,113
TOTAL RESOURCES	26,904,392	162,010	2,144,975	4,332,420	386,983	876	33,931,656
<u>USES:</u>							
<u>Educational and General Expenditures:</u>							
Instruction	12,845,550	0	0	511,755	0	0	13,357,305
Research	164,693	0	0	123,636	0	0	288,329
Public Service	0	0	0	741,871	0	0	741,871
Academic Support	2,736,685	0	0	630,048	2,000	0	3,368,733
Student Services	2,791,949	0	1,774,678	160,837	119,000	0	4,846,464
Institutional Support	1,631,404	0	0	0	19,000	0	1,650,404
Operation and Maintenance of Plant	3,729,532	0	0	0	0	0	3,729,532
Scholarships and Fellowships	2,369,415	0	0	0	0	0	2,369,415
Total	26,269,228	0	1,774,678	2,168,147	140,000	0	30,352,053
Auxiliary Expenditures	0	7,500	0	0	0	0	7,500
TOTAL USES	26,269,228	7,500	1,774,678	2,168,147	140,000	0	30,359,553
<u>Fund Balance</u>	635,164	154,510	370,297	2,164,273	246,983	876	3,572,103

UNIVERSITY OF SOUTH CAROLINA BEAUFORT
FY 2019 PROPOSED UNRESTRICTED CURRENT FUNDS SUMMARY

	A Funds	C Funds	D Funds	E Funds	R Funds	S Funds	TOTAL
<u>RESOURCES:</u>							
<u>Revenue:</u>							
Tuition and Fees	20,570,787	0	1,401,822	1,178,954	0	0	23,151,563
State Appropriations	4,892,903	0	0	0	0	0	4,892,903
Grants, Contracts and Gifts	1,560,852	0	326,132	343,550	40,483	425	2,271,442
Sales and Service of Educ. & Other Sources	151,510	0	44,654	764,529	81,043	0	1,041,736
Sales and Service of Auxiliary Enterprise	0	15,195	0	0	0	0	15,195
Total	27,176,052	15,195	1,772,608	2,287,033	121,526	425	31,372,839
<u>Transfers:</u>							
Transfers-In	537,206	0	1,271,000	72,520	20,000	0	1,900,726
Transfers-Out	(99,525)	(20,000)	(1,180,235)	(312,420)	0	0	(1,612,180)
Net Transfers	437,681	(20,000)	90,765	(239,900)	20,000	0	288,546
Prior Year's Fund Balance	635,164	154,510	370,297	2,164,273	246,983	876	3,572,103
TOTAL RESOURCES	28,248,897	149,705	2,233,670	4,211,406	388,509	1,301	35,233,488
<u>USES:</u>							
<u>Educational and General Expenditures:</u>							
Instruction	12,897,598	0	0	496,255	0	0	13,393,853
Research	164,693	0	0	93,136	0	0	257,829
Public Service	0	0	0	688,876	0	0	688,876
Academic Support	3,263,119	0	0	622,043	8,618	0	3,893,780
Student Services	2,616,307	0	1,774,678	146,823	111,382	0	4,649,190
Institutional Support	1,770,799	0	0	0	20,000	0	1,790,799
Operation and Maintenance of Plant	4,279,446	0	0	0	0	0	4,279,446
Scholarships and Fellowships	2,586,287	0	0	0	0	0	2,586,287
Total	27,578,249	0	1,774,678	2,047,133	140,000	0	31,540,060
Auxiliary Expenditures	0	7,500	0	0	0	0	7,500
TOTAL USES	27,578,249	7,500	1,774,678	2,047,133	140,000	0	31,547,560
Fund Balance	670,648	142,205	458,992	2,164,273	248,509	1,301	3,685,928

Notes: Initial line item expenditure budget will balance in total, but may not match at the program (class) level. The current system allows multiple class codes to be assigned within a single department.

UNIVERSITY OF SOUTH CAROLINA BEAUFORT
FY 2020 PRELIMINARY UNRESTRICTED CURRENT FUNDS SUMMARY

	A Funds	C Funds	D Funds	E Funds	R Funds	S Funds	TOTAL
<u>RESOURCES:</u>							
<u>Revenue:</u>							
Tuition and Fees	20,910,787	0	1,401,822	1,178,954	0	0	23,491,563
State Appropriations	4,144,469	0	0	0	0	0	4,144,469
Grants, Contracts and Gifts	1,560,852	0	326,132	343,550	40,483	425	2,271,442
Sales and Service of Educ. & Other Sources	151,510	0	44,654	764,529	81,043	0	1,041,736
Sales and Service of Auxiliary Enterprise	0	15,195	0	0	0	0	15,195
Total	26,767,618	15,195	1,772,608	2,287,033	121,526	425	30,964,405
<u>Transfers:</u>							
Transfers-In	537,206	0	1,271,000	72,520	20,000	0	1,900,726
Transfers-Out	(99,525)	(20,000)	(1,180,235)	(312,420)	0	0	(1,612,180)
Net Transfers	437,681	(20,000)	90,765	(239,900)	20,000	0	288,546
Prior Year's Fund Balance	670,648	142,205	458,992	2,164,273	248,509	1,301	3,685,928
TOTAL RESOURCES	27,875,947	137,400	2,322,365	4,211,406	390,035	1,726	34,938,879
<u>USES:</u>							
<u>Educational and General Expenditures:</u>							
Instruction	12,756,469	0	0	496,255	0	0	13,252,724
Research	164,693	0	0	93,136	0	0	257,829
Public Service	0	0	0	688,876	0	0	688,876
Academic Support	2,706,685	0	0	622,043	5,000	0	3,333,728
Student Services	2,616,307	0	1,774,678	146,823	110,000	0	4,647,808
Institutional Support	1,671,030	0	0	0	15,000	0	1,686,030
Operation and Maintenance of Plant	4,074,404	0	0	0	0	0	4,074,404
Scholarships and Fellowships	2,477,853	0	0	0	0	0	2,477,853
Total	26,467,441	0	1,774,678	2,047,133	130,000	0	30,419,252
Auxiliary Expenditures	0	7,500	0	0	0	0	7,500
TOTAL USES	26,467,441	7,500	1,774,678	2,047,133	130,000	0	30,426,752
Fund Balance	1,408,506	129,900	547,687	2,164,273	260,035	1,726	4,512,127

UNIVERSITY OF SOUTH CAROLINA BEAUFORT BUDGET SUMMARY
Statement of Restricted Funds Resources and Uses

	ACTUAL 2017	PROJ 2018	PROPOSED 2019		PRELIMINARY 2020	
	Actual Restricted	Projected Restricted	Proposed Restricted	Percent of Resources or Uses	Proposed Restricted	Percent of Resources or Uses
Sources:						
Revenue:						
Tuition and Fees	0	0	0	0.00%	0	0.00%
State Appropriations	0	0	0	0.00%	0	0.00%
Federal Grants and Contracts	4,382,719	4,488,239	4,850,000	49.90%	4,800,000	49.56%
State Grants and Contracts	3,459,225	3,885,670	4,020,497	41.37%	4,060,502	41.93%
Local Grants and Contracts	436,989	403,924	410,000	4.22%	410,000	4.23%
Non-Governmental Grants and Contracts	196,114	338,402	300,000	3.09%	275,000	2.84%
Private Gifts	140,403	138,673	138,000	1.42%	138,000	1.42%
Endowment Income	(935)	0	0	0.00%	0	0.00%
Interest Income	411	800	800	0.01%	800	0.01%
Other Sources	0	0	0	0.00%	0	0.00%
Total	8,614,925	9,255,708	9,719,297	100%	9,684,302	100%
Transfers and Prior Year Balances:						
Net Transfers	(4,698)	(28,000)	0	0%	0	0%
Beginning Fund Balance	275,285	99,274	0	0%	0	0%
Total	270,587	71,274	0	0%	0	0%
Total Current Resources	8,885,512	9,326,982	9,719,297	100%	9,684,302	100%
Uses:						
Educational and General:						
Instruction	363,205	154,090	289,297	2.98%	254,302	2.63%
Research	275,990	288,729	300,000	3.09%	200,000	2.07%
Public Service	673,825	631,985	650,000	6.69%	550,000	5.68%
Academic Support	0	0	0	0.00%	0	0.00%
Student Services	0	30,000	30,000	0.31%	30,000	0.31%
Institutional Support	37,589	0	0	0.00%	0	0.00%
Operation and Maintenance of Plant	0	0	0	0.00%	0	0.00%
Scholarships and Fellowships	7,435,630	8,222,178	8,450,000	86.94%	8,650,000	89.32%
Total Educational & General Expenditures	8,786,238	9,326,982	9,719,297	100%	9,684,302	100%
Total Current Uses	8,786,238	9,326,982	9,719,297	100%	9,684,302	100%
Ending Fund Balance	99,274	0	0		0	

Note:

Excludes Federal Direct Student Loan Funds recorded on the General Ledger as Federal Grants & Contracts within Sources and Scholarships within Uses (\$12,238,697 in FY18; \$12,500,000 in FY19; \$13,000,000 in FY20). These funds are excluded from year-end financial statement.

**UNIVERSITY OF SOUTH CAROLINA BEAUFORT
FY 2019 SCHEDULE OF DESIGNATED FUNDS**

	ACTUAL 2017	PROJECTED 2018	PROPOSED 2019	PRELIMINARY 2020
Revenue	100,076	171,526	121,526	121,526
Expenditures				
Chancellor	18,023	25,000	25,000	20,000
Student Affairs	104,463	115,000	115,000	110,000
Total	122,486	140,000	140,000	130,000
Non-Mandatory Transfers				
Transfer-In from Vending	0	0	0	6,000
Transfer-In from Other	0	20,000	20,000	14,000
Total	0	20,000	20,000	20,000
Change in Fund Balance	(22,410)	51,526	1,526	11,526
Beginning Fund Balance	217,867	195,457	246,983	248,509
Ending Fund Balance	195,457	246,983	248,509	260,035

**UNIVERSITY OF SOUTH CAROLINA BEAUFORT
FY 2019 BUDGET SUMMARY OF AUXILIARY FUNDS**

	ACTUAL 2017	PROJECTED 2018	PROPOSED 2019	PRELIMINARY 2020
Revenue				
Athletics	6,289	5,000	5,000	5,000
Trademark & Licensing	5,456	4,400	4,400	4,400
Bookstore ⁽¹⁾	937	920	920	920
Vending ⁽²⁾	5,712	5,000	5,000	5,000
Other	(545)	(125)	(125)	(125)
Total	17,849	15,195	15,195	15,195
Expenditures				
Athletics	7,374	7,500	7,500	7,500
Total	7,374	7,500	7,500	7,500
Non-Mandatory Transfers (net)				
Vending	0	0	0	(6,000)
Other	0	(20,000)	(20,000)	(14,000)
Total	0	(20,000)	(20,000)	(20,000)
Total Expenditures and Transfers	7,374	(12,500)	(12,500)	(12,500)
Net Revenue (after Expenditures and Transfers)				
Athletics	(1,085)	(2,500)	(2,500)	(2,500)
Trademark & Licensing	5,456	4,400	4,400	4,400
Bookstore	937	920	920	920
Vending	5,712	5,000	5,000	(1,000)
Other	(545)	(20,125)	(20,125)	(14,125)
Total	10,475	(12,305)	(12,305)	(12,305)
Fund Balance				
Athletics	7,669	5,169	2,669	169
Trademark & Licensing	22,344	26,744	31,144	35,544
Bookstore	70,543	71,463	72,383	73,303
Vending	7,356	12,356	17,356	16,356
Other	58,903	38,778	18,653	4,528
TOTAL AUXILIARY ENDING FUND BALANCE	166,815	154,510	142,205	129,900

Notes:

⁽¹⁾ USC Beaufort Bookstore is no longer operated by the campus, but is outsourced to Barnes and Noble. The Beaufort Jasper Higher Education Commission will receive a commission for the sales.

⁽²⁾ USC Beaufort Cybercafé and Food Service are no longer operated by the USC-B but is outsourced to Chartwell. The Beaufort Jasper Higher Education Commission will receive a commission for the sales.

**UNIVERSITY OF SOUTH CAROLINA BEAUFORT
FY 2019 SOURCES AND USES OF LOCAL FUNDS**

<u>Sources:</u>	ACTUAL 2017	PROJECTED 2018	PROPOSED 2019
Beaufort County Appropriation (to BJHEC)	2,000,000	2,000,000	2,171,720
Jasper County Appropriation (to BJHEC)	5,000	5,000	5,000
Total	2,005,000	2,005,000	2,176,720
<u>Uses:</u>			
BJHEC - General Operations at USC Beaufort	1,355,877	1,360,852	1,560,852
Expended by BJHEC on behalf of USC Beaufort	649,123	644,148	615,148
Total	2,005,000	2,005,000	2,176,000

Note:

Local funds are provided by Beaufort and Jasper Counties to the Beaufort Jasper Higher Education Commission. These funds are available for "A" fund operating expenditures. These funds are also used to support other university needs including athletic and other scholarships, the construction and management of housing services and dining services. The BJHEC has borrowed funds to build additional student housing and has additional debt for the construction of the Campus Center which houses dining.

**CAPSULE OF PERFORMANCE DATA
USC UPSTATE**

Fall Enrollment	Fall 2016	Fall 2017	Colleges and Schools: College of Science and Technology College of Arts, Humanities, & Social Sciences Mary Black School of Nursing George Dean Johnson, Jr. College of Business & Economics School of Education, Human Performance, & Health	
Total Students:				
Full-Time	4,211	4,389		
Part-Time	1,610	1,601		
Total Fall Enrollment	5,821	5,990		
Total Students:				
Undergraduate	5,594	5,775		
Graduate	227	215		
Total Fall Enrollment	5,821	5,990		
Full-Time Equivalent Students:				
Undergraduate	4,834	5,019		
Graduate	75	70		
Total FTEs	4,909	5,089		
*FTE - Full-time equivalent students				
Degrees Awarded	FY 15-16	FY 16-17	Specialized Accreditation: Commission on Collegiate Nursing Education (CCNE) Council for the Accreditation of Educator Preparation (CAEP) Association to Advance Collegiate Schools of Business (AACSB) Engineering Technology Accreditation Commission of ABET Commission on Accreditation for Health Informatics and Information Management (CAHIIM) National Association of Schools of Art and Design (NASAD) Computing Accreditation Commission of ABET American Chemistry Society (ACS)	
Certifications	5	5		
Associates	1	0		
Bachelors	1,162	1,201		
Masters	15	20		
Total Degrees	1,183	1,226		
Grant Activity	FY 15-16	FY 16-17		Degrees Offered: Bachelor of Science (BS) Bachelor of Arts (BA) Bachelors of Applied Science (BAS) Bachelor of Science in Nursing (BSN) Master of Education (MEd) Master of Science in Informatics Master of Science in Nursing (MSN) Master of Arts in Teaching in Special Education: Visual Impairment
Grant Expenditures by Purpose:				
Research	\$ 242,165	\$ 103,271		
Public Service	834,717	1,224,450		
Scholarships	22,679,204	22,519,712		
Other	561,503	377,056		
Total	\$ 24,317,589	\$ 24,224,489		
Full-Time Ranked Faculty	Fall 2016	Fall 2017	Special Programs: University Center of Greenville Palmetto College BA in Elementary or Early Childhood Education at USC Sumter and UCG	
Professor	41	48		
Associate Professor	60	61		
Assistant Professor	71	57		
Instructors	81	81		
Total	253	247		

Source: Office of Institutional Research, Assessment and Analytics.

**UNIVERSITY OF SOUTH CAROLINA UPSTATE
GENERAL FUNDS SOURCES AND USES SUMMARY**

	FY 2018 PROJECTED		FY 2019 PROPOSED	
<u>REVENUE AND FUNDS SOURCES</u>				
STATE APPROPRIATION				
Appropriation	11,109,729		11,432,697	
Health Insurance Increase	49,746		110,217	
Retirement Increase	93,388		87,319	
Education & General Operating	179,834		902,109	
TOTAL APPROPRIATION	11,432,697	18.15%	12,532,342	19.25%
STUDENT FEES				
Student Fee Base	46,744,764		46,744,764	
Tuition Discounting	2,258,067		2,397,000	
Proposed Tuition Increase			645,071	
Other Non-Tuition Revenue (Course Fees/Matriculation)	1,511,805		1,568,099	
TOTAL STUDENT FEES	50,514,636	80.21%	51,354,934	78.86%
OTHER SOURCES				
Grants Contracts and Gifts	97,611		50,000	
Sales and Service	415,194		498,916	
Transfers - Palmetto College - Recurring	595,500		595,500	
Transfers - Palmetto College - One-time	0		88,000	
Transfers - Other	(74,690)		0	
TOTAL OTHER SOURCES	1,033,615	1.64%	1,232,416	1.89%
TOTAL REVENUE AND FUNDS SOURCES	62,980,948	100%	65,119,692	100%

	FY 2018 PROJECTED		FY 2019 PROPOSED	
<u>EXPENDITURES AND FUNDS USES</u>				
EXPENDITURE BASE				
Tuition Discounting Increase	59,918,955		59,368,955	
TOTAL EXPENSE CHANGE			138,933	
EXPENSE CHANGES				
Health Insurance Increase (all funds \$281,200)			251,600	4.14%
Retirement Increase (all funds \$310,000)			280,000	4.61%
Decrease - Equipment (primarily strategic initiatives funded in FY 2018)			(831,516)	-13.70%
Decrease - Rent and Fixed Charges			(510,654)	-8.41%
Decrease - Salaries and fringes (one time charges booked in FY 2018)			(360,872)	-5.94%
Decrease - Services (FY 2018 one time charges - Renovation & Athletics)			(146,338)	-2.41%
Increase - FY 2019 Strategic Initiatives			3,699,106	60.93%
Increase - Salary and fringes (budgeted salary increases)			526,000	8.66%
Increase - Salary and fringes (prior vacancies budgeted in current fiscal year)			2,062,421	33.97%
Increase - Services			254,992	4.20%
Increase - Travel			199,268	3.28%
Increase - Utilities			97,042	1.60%
Rollover Course Fees	(550,000)		550,000	9.06%
TOTAL EXPENSE CHANGE			6,071,049	100%
TOTAL EXPENDITURES AND FUNDS USES	59,368,955		65,578,937	
FY CHANGE IN FUND BALANCE	3,611,993		(459,245)	
BEGINNING FUND BALANCE	13,141,015		16,753,008	
ENDING FUND BALANCE	16,753,008		16,293,763	

UNIVERSITY OF SOUTH CAROLINA UPSTATE BUDGET SUMMARY
Statement of Total Current Funds Resources and Uses

	ACTUAL 2017	PROJECTED 2018		PROPOSED 2019				PRELIMINARY 2020				
	TOTAL 2017	Projected Unrestricted	Projected Restricted	TOTAL 2018	Proposed Unrestricted	Proposed Restricted	TOTAL 2019	Percent of Resources or Uses	Proposed Unrestricted	Proposed Restricted	TOTAL 2020	Percent of Resources or Uses
Sources:												
Revenue:												
Tuition and Fees	56,640,299	59,075,653	0	59,075,653	59,985,318	0	59,985,318	44.54%	59,985,318	0	59,985,318	44.52%
State Appropriations	11,109,729	11,432,697	0	11,432,697	12,532,342	0	12,532,342	9.31%	12,532,342	0	12,532,342	9.30%
Grants, Contracts, and Gifts	24,608,133	207,521	26,346,814	26,554,335	263,295	27,122,946	27,386,241	20.33%	263,295	27,096,895	27,360,190	20.31%
Sales and Service of Educ. & Other Sources	4,192,453	3,210,069	31,404	3,241,473	3,202,517	28,200	3,230,717	2.40%	3,202,517	28,200	3,230,717	2.40%
Sales and Service Auxiliary Enterprises	7,396,485	7,692,048	0	7,692,048	7,770,212	0	7,770,212	5.77%	7,770,212	0	7,770,212	5.77%
Total	103,947,099	81,617,988	26,378,218	107,996,206	83,753,684	27,151,146	110,904,830	82%	83,753,684	27,125,095	110,878,779	82%
Transfers and Prior Year Balances:												
Net Transfers	(3,516,122)	(2,662,935)	(348,685)	(3,011,620)	(2,638,038)	(320,076)	(2,958,114)	-2.20%	(2,734,289)	(304,663)	(3,038,952)	-2.26%
Beginning Fund Balance	18,693,852	22,142,236	182,986	22,325,222	26,728,710	0	26,728,710	19.85%	26,901,524	0	26,901,524	19.97%
Total	15,177,730	19,479,301	(165,699)	19,313,602	24,090,672	(320,076)	23,770,596	18%	24,167,235	(304,663)	23,862,572	18%
Total Current Resources	119,124,829	101,097,289	26,212,519	127,309,808	107,844,356	26,831,070	134,675,426	100%	107,920,919	26,820,432	134,741,351	100%
Uses:												
Educational and General:												
Instruction	29,745,060	29,160,983	0	29,160,983	30,539,894	0	30,539,894	28.34%	30,539,894	0	30,539,894	28.48%
Research	220,762	70,829	27,545	98,374	74,370	30,000	104,370	0.10%	74,370	30,000	104,370	0.10%
Public Service	1,666,532	461,033	713,262	1,174,295	495,828	730,000	1,225,828	1.14%	495,328	755,000	1,250,328	1.17%
Academic Support	6,846,008	7,548,622	0	7,548,622	6,576,895	0	6,576,895	6.10%	6,559,895	0	6,559,895	6.12%
Student Services	8,839,054	8,880,049	0	8,880,049	9,447,840	0	9,447,840	8.77%	9,630,840	0	9,630,840	8.98%
Institutional Support	7,788,085	9,477,102	522,017	9,999,119	14,067,562	544,072	14,611,634	13.56%	13,380,817	511,235	13,892,052	12.96%
Operation and Maintenance of Plant	10,563,537	9,699,770	0	9,699,770	10,131,177	0	10,131,177	9.40%	10,105,177	0	10,105,177	9.43%
Scholarships and Fellowships	27,328,856	4,869,982	24,949,695	29,819,677	5,231,000	25,526,998	30,757,998	28.54%	5,231,000	25,524,197	30,755,197	28.69%
Total Educational & General Expenditures	92,997,894	70,168,370	26,212,519	96,380,889	76,564,566	26,831,070	103,395,636	96%	76,017,321	26,820,432	102,837,753	96%
Total Auxiliary Enterprises	3,801,713	4,200,209	0	4,200,209	4,378,266	0	4,378,266	4%	4,378,266	0	4,378,266	4%
Total Current Uses	96,799,607	74,368,579	26,212,519	100,581,098	80,942,832	26,831,070	107,773,902	100%	80,395,587	26,820,432	107,216,019	100%
Ending Fund Balance	22,325,222	26,728,710	0	26,728,710	26,901,524	0	26,901,524		27,525,332	0	27,525,332	

Note:

Excludes Federal Direct Student Loan Funds recorded on the General Ledger as Grants, Contracts & Gifts within Sources and Scholarships within Uses (\$36,500,000 in FY18; \$37,500,000 in FY19; \$38,500,000 in FY20). These funds are excluded from year-end financial statement.

UNIVERSITY OF SOUTH CAROLINA UPSTATE BUDGET SUMMARY
Statement of Current Unrestricted Funds Resources and Uses

	ACTUAL 2017	PROJECTED 2018		PROPOSED 2019				PRELIMINARY 2020				
	Total Unrestricted Funds	General	Other	Total Unrestricted Funds	General	Other	Total Unrestricted Funds	Percent of Resources or Uses	General	Other	Total Unrestricted Funds	Percent of Resources or Uses
Resources:												
Revenue:												
Tuition and Fees	56,640,299	50,514,636	8,561,017	59,075,653	51,354,934	8,630,384	59,985,318	55.62%	51,354,934	8,630,384	59,985,318	55.58%
State Appropriations	11,109,729	11,432,697	0	11,432,697	12,532,342	0	12,532,342	11.62%	12,532,342	0	12,532,342	11.61%
Grants, Contracts and Gifts	245,742	97,611	109,910	207,521	50,000	213,295	263,295	0.24%	50,000	213,295	263,295	0.24%
Sales and Service of Educ. & Other Sources	4,180,682	415,194	2,794,875	3,210,069	498,916	2,703,601	3,202,517	2.97%	498,916	2,703,601	3,202,517	2.97%
Sales and Service of Auxiliary Enterprises	7,396,485	0	7,692,048	7,692,048	0	7,770,212	7,770,212	7.21%	0	7,770,212	7,770,212	7.20%
Total Unrestricted Revenue	79,572,937	62,460,138	19,157,850	81,617,988	64,436,192	19,317,492	83,753,684	78%	64,436,192	19,317,492	83,753,684	78%
Transfers and Prior Year Balances:												
Net Transfers	(3,217,430)	520,810	(3,183,745)	(2,662,935)	683,500	(3,321,538)	(2,638,038)	-2.45%	595,500	(3,329,789)	(2,734,289)	-2.53%
Beginning Fund Balance	18,361,847	13,141,015	9,001,221	22,142,236	16,753,008	9,975,702	26,728,710	24.78%	16,293,763	10,607,761	26,901,524	24.93%
Total	15,144,417	13,661,825	5,817,476	19,479,301	17,436,508	6,654,164	24,090,672	22%	16,889,263	7,277,972	24,167,235	22%
Total Resources	94,717,354	76,121,963	24,975,326	101,097,289	81,872,700	25,971,656	107,844,356	100%	81,325,455	26,595,464	107,920,919	100%
Uses:												
Educational and General:												
Instruction	29,745,060	28,823,394	337,589	29,160,983	30,210,703	329,191	30,539,894	37.73%	30,210,703	329,191	30,539,894	37.99%
Research	117,491	0	70,829	70,829	0	74,370	74,370	0.09%	0	74,370	74,370	0.09%
Public Service	442,082	160,049	300,984	461,033	179,795	316,033	495,828	0.61%	179,295	316,033	495,328	0.62%
Academic Support	6,846,008	6,237,304	1,311,318	7,548,622	5,241,664	1,335,231	6,576,895	8.13%	5,224,664	1,335,231	6,559,895	8.16%
Student Services	8,839,054	2,852,583	6,027,466	8,880,049	3,381,593	6,066,247	9,447,840	11.67%	3,564,593	6,066,247	9,630,840	11.98%
Institutional Support	7,411,029	8,838,828	638,274	9,477,102	13,417,411	650,151	14,067,562	17.38%	12,730,666	650,151	13,380,817	16.64%
Operation and Maintenance of Plant	10,563,537	9,432,240	267,530	9,699,770	9,860,771	270,406	10,131,177	12.52%	9,834,771	270,406	10,105,177	12.57%
Scholarships and Fellowships	4,809,144	3,024,557	1,845,425	4,869,982	3,287,000	1,944,000	5,231,000	6.46%	3,287,000	1,944,000	5,231,000	6.51%
Total Educational & General Expenditures	68,773,405	59,368,955	10,799,415	70,168,370	65,578,937	10,985,629	76,564,566	95%	65,031,692	10,985,629	76,017,321	95%
Total Auxiliary Enterprises	3,801,713	0	4,200,209	4,200,209	0	4,378,266	4,378,266	5%	0	4,378,266	4,378,266	5%
Total Uses	72,575,118	59,368,955	14,999,624	74,368,579	65,578,937	15,363,895	80,942,832	100%	65,031,692	15,363,895	80,395,587	100%
Ending Fund Balance	22,142,236	16,753,008	9,975,702	26,728,710	16,293,763	10,607,761	26,901,524		16,293,763	11,231,569	27,525,332	

UNIVERSITY OF SOUTH CAROLINA UPSTATE
FY 2017 ACTUAL UNRESTRICTED CURRENT FUNDS SUMMARY

	A Funds	B Funds	C Funds	D Funds	E Funds	R Funds	S Funds	TOTAL
<u>RESOURCES:</u>								
<u>Revenue:</u>								
Tuition and Fees	48,362,805	0	0	6,054,161	2,223,333	0	0	56,640,299
State Appropriations	11,109,729	0	0	0	0	0	0	11,109,729
Grants, Contracts and Gifts	102,893	0	0	23,000	120,295	0	(446)	245,742
Sales and Service of Educ. & Other Sources	552,936	0	0	1,262,678	2,079,969	99	285,000	4,180,682
Sales and Service of Auxiliary Enterprise	0	4,845,509	2,550,976	0	0	0	0	7,396,485
Total	60,128,363	4,845,509	2,550,976	7,339,839	4,423,597	99	284,554	79,572,937
<u>Transfers:</u>								
Transfers-In	540,500	7,484,445	6,202	1,582,713	533,832	100,000	1,767,591	12,015,283
Transfers-Out	(179,911)	(10,159,627)	(365,550)	(3,021,252)	(1,314,859)	0	(191,514)	(15,232,713)
Net Transfers	360,589	(2,675,182)	(359,348)	(1,438,539)	(781,027)	100,000	1,576,077	(3,217,430)
Prior Year's Fund Balance	10,807,243	1,311,911	3,786,230	80,226	2,398,401	21,229	(43,393)	18,361,847
TOTAL RESOURCES	71,296,195	3,482,238	5,977,858	5,981,526	6,040,971	121,328	1,817,238	94,717,354
<u>USES:</u>								
<u>Educational and General Expenditures:</u>								
Instruction	29,208,953	0	0	32,027	504,080	0	0	29,745,060
Research	0	0	0	0	117,491	0	0	117,491
Public Service	162,359	0	0	0	279,723	0	0	442,082
Academic Support	5,935,541	0	0	0	889,245	21,222	0	6,846,008
Student Services	3,012,062	0	0	5,793,426	32,280	1,286	0	8,839,054
Institutional Support	7,131,798	0	0	0	231,347	47,884	0	7,411,029
Operation and Maintenance of Plant	9,696,667	0	0	0	866,870	0	0	10,563,537
Scholarships and Fellowships	3,007,800	0	0	0	0	0	1,801,344	4,809,144
Total	58,155,180	0	0	5,825,453	2,921,036	70,392	1,801,344	68,773,405
Auxiliary Expenditures	0	1,815,030	1,986,683	0	0	0	0	3,801,713
TOTAL USES	58,155,180	1,815,030	1,986,683	5,825,453	2,921,036	70,392	1,801,344	72,575,118
Fund Balance	13,141,015	1,667,208	3,991,175	156,073	3,119,935	50,936	15,894	22,142,236

Note: Based on FY2017 Final Post-Close.

UNIVERSITY OF SOUTH CAROLINA UPSTATE
FY 2018 PROJECTED UNRESTRICTED CURRENT FUNDS SUMMARY

	A Funds	B Funds	C Funds	D Funds	E Funds	R Funds	S Funds	TOTAL
<u>RESOURCES:</u>								
<u>Revenue:</u>								
Tuition and Fees	50,514,636	0	0	6,277,577	2,283,440	0	0	59,075,653
State Appropriations	11,432,697	0	0	0	0	0	0	11,432,697
Grants, Contracts and Gifts	97,611	0	0	12,000	86,564	0	11,346	207,521
Sales and Service of Educ. & Other Sources	415,194	0	0	1,220,764	1,289,144	0	284,967	3,210,069
Sales and Service of Auxiliary Enterprise	0	5,210,212	2,481,836	0	0	0	0	7,692,048
Total	62,460,138	5,210,212	2,481,836	7,510,341	3,659,148	0	296,313	81,617,988
<u>Transfers:</u>								
Transfers-In	595,500	6,916,408	0	1,621,770	559,721	109,000	1,674,413	11,476,812
Transfers-Out	(74,690)	(9,155,810)	(394,236)	(3,138,564)	(1,367,447)	(9,000)	0	(14,139,747)
Net Transfers	520,810	(2,239,402)	(394,236)	(1,516,794)	(807,726)	100,000	1,674,413	(2,662,935)
Prior Year's Fund Balance	13,141,015	1,667,208	3,991,175	156,073	3,119,935	50,936	15,894	22,142,236
TOTAL RESOURCES	76,121,963	4,638,018	6,078,775	6,149,620	5,971,357	150,936	1,986,620	101,097,289
<u>USES:</u>								
<u>Educational and General Expenditures:</u>								
Instruction	28,823,394	0	0	24,074	313,515	0	0	29,160,983
Research	0	0	0	0	70,829	0	0	70,829
Public Service	160,049	0	0	0	300,984	0	0	461,033
Academic Support	6,237,304	0	0	0	1,295,458	15,860	0	7,548,622
Student Services	2,852,583	0	0	5,891,419	126,180	9,867	0	8,880,049
Institutional Support	8,838,828	0	0	0	562,049	76,225	0	9,477,102
Operation and Maintenance of Plant	9,432,240	0	0	0	267,530	0	0	9,699,770
Scholarships and Fellowships	3,024,557	0	0	0	0	0	1,845,425	4,869,982
Total	59,368,955	0	0	5,915,493	2,936,545	101,952	1,845,425	70,168,370
Auxiliary Expenditures	0	2,272,766	1,927,443	0	0	0	0	4,200,209
TOTAL USES	59,368,955	2,272,766	1,927,443	5,915,493	2,936,545	101,952	1,845,425	74,368,579
Fund Balance	16,753,008	2,365,252	4,151,332	234,127	3,034,812	48,984	141,195	26,728,710

UNIVERSITY OF SOUTH CAROLINA UPSTATE
FY 2019 PROPOSED UNRESTRICTED CURRENT FUNDS SUMMARY

	A Funds	B Funds	C Funds	D Funds	E Funds	R Funds	S Funds	TOTAL
<u>RESOURCES:</u>								
<u>Revenue:</u>								
Tuition and Fees	51,354,934	0	0	6,326,027	2,304,357	0	0	59,985,318
State Appropriations	12,532,342	0	0	0	0	0	0	12,532,342
Grants, Contracts and Gifts	50,000	0	0	125,000	88,295	0	0	263,295
Sales and Service of Educ. & Other Sources	498,916	0	0	1,065,000	1,353,601	0	285,000	3,202,517
Sales and Service of Auxiliary Enterprise	0	5,210,212	2,560,000	0	0	0	0	7,770,212
Total	64,436,192	5,210,212	2,560,000	7,516,027	3,746,253	0	285,000	83,753,684
<u>Transfers:</u>								
Transfers-In	683,500	6,769,990	0	1,375,000	559,721	100,000	1,659,000	11,147,211
Transfers-Out	0	(8,940,352)	(378,450)	(3,034,000)	(1,367,447)	0	(65,000)	(13,785,249)
Net Transfers	683,500	(2,170,362)	(378,450)	(1,659,000)	(807,726)	100,000	1,594,000	(2,638,038)
Prior Year's Fund Balance	16,753,008	2,365,252	4,151,332	234,127	3,034,812	48,984	141,195	26,728,710
TOTAL RESOURCES	81,872,700	5,405,102	6,332,882	6,091,154	5,973,339	148,984	2,020,195	107,844,356
<u>USES:</u>								
<u>Educational and General Expenditures:</u>								
Instruction	30,210,703	0	0	0	329,191	0	0	30,539,894
Research	0	0	0	0	74,370	0	0	74,370
Public Service	179,795	0	0	0	316,033	0	0	495,828
Academic Support	5,241,664	0	0	0	1,310,231	25,000	0	6,576,895
Student Services	3,381,593	0	0	5,918,758	132,489	15,000	0	9,447,840
Institutional Support	13,417,411	0	0	0	590,151	60,000	0	14,067,562
Operation and Maintenance of Plant	9,860,771	0	0	0	270,406	0	0	10,131,177
Scholarships and Fellowships	3,287,000	0	0	0	0	0	1,944,000	5,231,000
Total	65,578,937	0	0	5,918,758	3,022,871	100,000	1,944,000	76,564,566
Auxiliary Expenditures	0	2,468,266	1,910,000	0	0	0	0	4,378,266
TOTAL USES	65,578,937	2,468,266	1,910,000	5,918,758	3,022,871	100,000	1,944,000	80,942,832
Fund Balance	16,293,763	2,936,836	4,422,882	172,396	2,950,468	48,984	76,195	26,901,524

Notes: Initial line item expenditure budget will balance in total, but may not match at the program (class) level. The current system allows multiple class codes to be assigned within a single department.

UNIVERSITY OF SOUTH CAROLINA UPSTATE
FY 2020 PRELIMINARY UNRESTRICTED CURRENT FUNDS SUMMARY

	A Funds	B Funds	C Funds	D Funds	E Funds	R Funds	S Funds	TOTAL
<u>RESOURCES:</u>								
<u>Revenue:</u>								
Tuition and Fees	51,354,934	0	0	6,326,027	2,304,357	0	0	59,985,318
State Appropriations	12,532,342	0	0	0	0	0	0	12,532,342
Grants, Contracts and Gifts	50,000	0	0	125,000	88,295	0	0	263,295
Sales and Service of Educ. & Other Sources	498,916	0	0	1,065,000	1,353,601	0	285,000	3,202,517
Sales and Service of Auxiliary Enterprise	0	5,210,212	2,560,000	0	0	0	0	7,770,212
Total	64,436,192	5,210,212	2,560,000	7,516,027	3,746,253	0	285,000	83,753,684
<u>Transfers:</u>								
Transfers-In	595,500	6,773,490	0	1,375,000	559,721	100,000	1,659,000	11,062,711
Transfers-Out	0	(8,947,353)	(383,200)	(3,034,000)	(1,367,447)	0	(65,000)	(13,797,000)
Net Transfers	595,500	(2,173,863)	(383,200)	(1,659,000)	(807,726)	100,000	1,594,000	(2,734,289)
Prior Year's Fund Balance	16,293,763	2,936,836	4,422,882	172,396	2,950,468	48,984	76,195	26,901,524
TOTAL RESOURCES	81,325,455	5,973,185	6,599,682	6,029,423	5,888,995	148,984	1,955,195	107,920,919
<u>USES:</u>								
<u>Educational and General Expenditures:</u>								
Instruction	30,210,703	0	0	0	329,191	0	0	30,539,894
Research	0	0	0	0	74,370	0	0	74,370
Public Service	179,295	0	0	0	316,033	0	0	495,328
Academic Support	5,224,664	0	0	0	1,310,231	25,000	0	6,559,895
Student Services	3,564,593	0	0	5,918,758	132,489	15,000	0	9,630,840
Institutional Support	12,730,666	0	0	0	590,151	60,000	0	13,380,817
Operation and Maintenance of Plant	9,834,771	0	0	0	270,406	0	0	10,105,177
Scholarships and Fellowships	3,287,000	0	0	0	0	0	1,944,000	5,231,000
Total	65,031,692	0	0	5,918,758	3,022,871	100,000	1,944,000	76,017,321
Auxiliary Expenditures	0	2,468,266	1,910,000	0	0	0	0	4,378,266
TOTAL USES	65,031,692	2,468,266	1,910,000	5,918,758	3,022,871	100,000	1,944,000	80,395,587
Fund Balance	16,293,763	3,504,919	4,689,682	110,665	2,866,124	48,984	11,195	27,525,332

UNIVERSITY OF SOUTH CAROLINA UPSTATE BUDGET SUMMARY
Statement of Restricted Funds Resources and Uses

	ACTUAL 2017	PROJ 2018	PROPOSED 2019		PRELIMINARY 2020	
	Actual Restricted	Projected Restricted	Proposed Restricted	Percent of Resources or Uses	Proposed Restricted	Percent of Resources or Uses
Sources:						
Revenue:						
Tuition and Fees	0	0	0	0.00%	0	0.00%
State Appropriations	0	0	0	0.00%	0	0.00%
Federal Grants and Contracts	12,843,519	14,599,991	14,701,087	54.79%	14,675,086	54.72%
State Grants and Contracts	11,176,709	11,515,350	12,236,859	45.61%	12,236,809	45.62%
Local Grants and Contracts	(1,122)	12,885	0	0.00%	0	0.00%
Non-Governmental Grants and Contracts	202,393	132,410	35,000	0.13%	35,000	0.13%
Private Gifts	140,892	86,178	150,000	0.56%	150,000	0.56%
Endowment Income	(1,243)	2,240	2,200	0.01%	2,200	0.01%
Interest Income	514	1,044	1,000	0.00%	1,000	0.00%
Other Sources	12,500	28,120	25,000	0.09%	25,000	0.09%
Total	24,374,162	26,378,218	27,151,146	101%	27,125,095	101%
Transfers and Prior Year Balances:						
Net Transfers	(298,692)	(348,685)	(320,076)	-1%	(304,663)	-1%
Beginning Fund Balance	332,005	182,986	0	0%	0	0%
Total	33,313	(165,699)	(320,076)	-1%	(304,663)	-1%
Total Current Resources	24,407,475	26,212,519	26,831,070	100%	26,820,432	100%
Uses:						
Educational and General:						
Instruction	0	0	0	0.00%	0	0.00%
Research	103,271	27,545	30,000	0.11%	30,000	0.11%
Public Service	1,224,450	713,262	730,000	2.72%	755,000	2.82%
Academic Support	0	0	0	0.00%	0	0.00%
Student Services	0	0	0	0.00%	0	0.00%
Institutional Support	377,056	522,017	544,072	2.03%	511,235	1.91%
Operation and Maintenance of Plant	0	0	0	0.00%	0	0.00%
Scholarships and Fellowships	22,519,712	24,949,695	25,526,998	95.14%	25,524,197	95.17%
Total Educational & General Expenditures	24,224,489	26,212,519	26,831,070	100%	26,820,432	100%
Total Current Uses	24,224,489	26,212,519	26,831,070	100%	26,820,432	100%
Ending Fund Balance	182,986	0	0		0	

Note:

Excludes Federal Direct Student Loan Funds recorded on the General Ledger as Federal Grants & Contracts within Sources and Scholarships within Uses (\$36,500,000 in FY18; \$37,500,000 in FY19; \$38,500,000 in FY20). These funds are excluded from year-end financial statement.

**UNIVERSITY OF SOUTH CAROLINA UPSTATE
FY 2019 BUDGET SUMMARY OF AUXILIARY FUNDS**

	ACTUAL 2017	PROJECTED 2018	PROPOSED 2019	PRELIMINARY 2020
Revenue				
Bookstore	2,319,151	2,219,991	2,250,000	2,250,000
Housing	4,845,509	5,210,212	5,210,212	5,210,212
Dining Services/Concessions	232,905	261,845	310,000	310,000
Other (Including Unrealized Gains)	(1,080)	0	0	0
Total	7,396,485	7,692,048	7,770,212	7,770,212
Expenditures				
Bookstore	1,976,683	1,895,206	1,900,000	1,900,000
Housing	1,815,030	2,272,766	2,468,266	2,468,266
Dining Services/Concessions	10,000	32,237	10,000	10,000
Total	3,801,713	4,200,209	4,378,266	4,378,266
Mandatory Transfers (net)				
Bookstore (Health Education Center Bond)	(265,550)	(294,236)	(278,450)	(283,200)
Housing ⁽¹⁾	(5,346,483)	(2,239,402)	(2,170,362)	(2,173,863)
Total	(5,612,033)	(2,533,638)	(2,448,812)	(2,457,063)
Non-Mandatory Transfers (net)				
Bookstore	(100,000)	(100,000)	(50,000)	(50,000)
Housing	2,671,301	0	0	0
Dining Services/Concessions	6,202	0	(50,000)	(50,000)
Total	2,577,503	(100,000)	(100,000)	(100,000)
Total Expenditures and Transfers	(6,836,243)	(6,833,847)	(6,927,078)	(6,935,329)
Net Revenue (after Expenditures and Transfers)				
Bookstore	(23,082)	(69,451)	21,550	16,800
Housing	355,297	698,044	571,584	568,083
Dining Services/Concessions	229,107	229,608	250,000	250,000
Other	(1,080)	0	0	0
Total	560,242	858,201	843,134	834,883
Fund Balance				
Bookstore	1,848,282	1,778,831	1,800,381	1,817,181
Housing	1,667,208	2,365,252	2,936,836	3,504,919
Dining Services/Concessions	2,139,981	2,369,589	2,619,589	2,869,589
Other	2,912	2,912	2,912	2,912
TOTAL AUXILIARY ENDING FUND BALANCE	5,658,383	6,516,584	7,359,718	8,194,601

Notes:

⁽¹⁾ Housing internal transfers corrected in FY18 to non-mandatory transfer account.

**UNIVERSITY OF SOUTH CAROLINA UPSTATE
FY 2019 SCHEDULE OF DESIGNATED FUNDS**

	ACTUAL 2017	PROJECTED 2018	PROPOSED 2019	PRELIMINARY 2020
Revenue	99	0	0	0
Expenditures				
Chancellor	23,461	36,368	30,000	30,000
Senior Vice Chancellor Academic Affairs	21,222	21,517	25,000	25,000
Vice Chancellor Advancement	538	44	5,500	5,500
Vice Chancellor Administration & Business Affairs	21,794	30,063	29,800	29,800
Vice Chancellor Information Technology	363	420	500	500
Dean of Students / Student Affairs	1,728	3,173	4,000	4,000
Athletic Director	380	9,500	4,500	4,500
Enrollment Services	906	867	700	700
Other	0	0	0	0
Total	70,392	101,952	100,000	100,000
Non-Mandatory Transfers				
Transfer-In from Concessions	0	0	50,000	50,000
Transfer-In from Bookstore	100,000	100,000	50,000	50,000
Total	100,000	100,000	100,000	100,000
Change in Fund Balance	29,707	(1,952)	0	0
Beginning Fund Balance	21,229	50,936	48,984	48,984
Ending Fund Balance	50,936	48,984	48,984	48,984

**UNIVERSITY OF SOUTH CAROLINA UPSTATE
FY 2019 SOURCES AND USES OF LOCAL FUNDS**

<u>Sources:</u>	ACTUAL 2017	PROJECTED 2018	PROPOSED 2019
Spartanburg County	241,850	240,850	239,650
Total	241,850	240,850	239,650
<u>Uses:</u>			
Operating Purposes ⁽¹⁾	1,000	1,000	1,000
Capital Projects ⁽²⁾	240,850	239,850	238,650
Total	241,850	240,850	239,650

Note:

⁽¹⁾ Operating expenses of the Spartanburg County Commission for Higher Education.

⁽²⁾ Net principal and interest payments on the bonded indebtedness for Fifth Bond for land acquisitions - Spartanburg County General Obligation Bonds - Series 2007.

- This page intentionally left blank -

UNIVERSITY OF SOUTH CAROLINA

PROPOSED BUDGET for FISCAL YEAR 2018-2019

VI. REGIONAL PALMETTO COLLEGE BUDGETS

Table of Contents

▶ USC Lancaster

I. Budget
Overview

▶ USC Salkehatchie

▶ USC Sumter

II. Fees

▶ USC Union

❖ Capsule of Performance Data

III. USC
Columbia

❖ General Funds Sources and Uses Summary

❖ Statement of Total Current Funds Resources and Uses

IV. USC
Medicine

❖ Unrestricted Current Funds

Statement of Current Unrestricted Funds Resources and
Uses

- FY 2017 Actual Summary
- FY 2018 Projected Summary
- FY 2019 Proposed Summary
- FY 2020 Preliminary Summary

V. Comprehensive
Universities

❖ Statement of Restricted Funds Resources and Uses

VI. Palmetto
College

❖ Schedule of Designated Funds

VII. Appendices

❖ Summary of Auxiliary Funds

❖ Sources and Uses of Local Funds

**CAPSULE OF PERFORMANCE DATA
USC LANCASTER**

Fall Enrollment	Fall 2016	Fall 2017
Total Students:		
Full-Time	657	644
Part-Time	1,188	1,266
Total Fall Enrollment*	1,845	1,910
*Only undergraduates		
Full-Time Equivalent Students:		
Undergraduate	1,174	1,186
Graduate	0	0
Total FTEs	1,174	1,186
*FTE - Full-time equivalent students		

Degrees Awarded	FY 15-16	FY 16-17
Total Associate Degrees	108	168

Grant Activity	FY 15-16	FY 16-17
Grant Expenditures by Purpose:		
Research	\$ -	\$ (329)
Public Service	6,329	10,640
Scholarships	5,663,965	5,503,416
Other	597,790	505,809
Total	\$ 6,268,084	\$ 6,019,536

Full-Time Ranked Faculty	Fall 2016	Fall 2017
Professor	4	5
Associate Professor	21	21
Assistant Professor	8	8
Librarian	2	2
Total	35	36

Source: Office of Institutional Research, Assessment and Analytics.

Location: Lancaster, SC
Serves Lancaster, Kershaw, York, Chester, Chesterfield and Fairfield counties

Departments:
Division of Humanities
Division of Math, Science, Nursing, and Public Health
Division of Business, Behavioral Sciences, Criminal Justice, and Education

Degrees Offered:
Associate in Arts
Associate in Science
Associate in Science in Business
Associate in Technical Nursing
Associate in Science in Criminal Justice

Palmetto College Degree Completion Programs:
Business Administration, Management (USC Aiken)
Business Administration, Accounting (USC Aiken)
Criminal Justice (USC Upstate)
Elementary Education (USC Columbia)
Health Informatics (USC Upstate)
Health Promotion (USC Beaufort)
Hospitality Management (USC Beaufort)
Human Services (USC Beaufort)
Information Management & Systems (USC Upstate)
Information Science (USC Columbia)
Liberal Studies (USC Columbia)
Organizational Leadership (USC Columbia)
RN-BSN (USC Upstate)
Special Education (USC Aiken)

System Partnerships:
BS Nursing (USC Columbia)

Special Programs:
The **Native American Studies Center** was established in August of 2012. This comprehensive center for the study of South Carolina's Native American peoples, their histories, and their cultures offers visitors the opportunity to view the single largest collection of Catawba Indian pottery in existence; study primary and secondary texts on Native Americans in the Southeast; participate in educational classes and programs; and observe archaeology, language, and folklore and oral history labs.

**UNIVERSITY OF SOUTH CAROLINA LANCASTER
GENERAL FUNDS SOURCES AND USES SUMMARY**

	FY 2018 PROJECTED		FY 2019 PROPOSED	
<u>REVENUE AND FUNDS SOURCES</u>				
STATE APPROPRIATION				
Appropriation	2,247,772		2,456,070	
Health Insurance Increase	8,480		18,788	
Retirement Increase	19,148		17,904	
Education & General Operating	180,670		299,050	
TOTAL APPROPRIATION	2,456,070	23.31%	2,791,812	25.31%
STUDENT FEES				
Student Fee Base	6,657,273		6,657,273	
Tuition Discounting	202,410		210,507	
BMF Changes			8,200	
Enrollment Decrease			(19,996)	
Proposed Tuition Increase			118,176	
TOTAL STUDENT FEES	6,859,683	65.11%	6,974,160	63.22%
OTHER SOURCES				
Sales and Service	90,421		103,250	
Local Funds	1,028,545		1,025,500	
Transfers - Palmetto College - Recurring	148,500		148,500	
Transfers In - One-time	23,925		0	
Transfers Out - One-time	(71,267)		(11,388)	
TOTAL OTHER SOURCES	1,220,124	11.58%	1,265,862	11.47%
TOTAL REVENUE AND FUNDS SOURCES	10,535,877	100%	11,031,834	100%
	FY 2018 PROJECTED		FY 2019 PROPOSED	
<u>EXPENDITURES AND FUNDS USES</u>				
EXPENDITURE BASE	10,418,329		10,418,329	
Tuition Discounting Increase			8,097	
TOTAL EXPENSE CHANGE			10,426,426	
EXPENSE CHANGES				
Health Insurance Increase (all funds \$49,950)			42,550	10.54%
Retirement Increase (all funds \$51,000)			47,000	11.64%
Increase - Staff Changes			176,400	43.70%
Increase - Faculty Changes			109,708	27.18%
Increase - Travel			8,000	1.98%
Increase - Contractual Services			20,000	4.95%
TOTAL EXPENSE CHANGE			403,658	100.00%
TOTAL EXPENDITURES AND FUNDS USES	10,418,329		10,830,084	
FY CHANGE IN FUND BALANCE	117,548		201,750	
BEGINNING FUND BALANCE	1,206,345		1,323,893	
ENDING FUND BALANCE	1,323,893		1,525,643	

UNIVERSITY OF SOUTH CAROLINA LANCASTER BUDGET SUMMARY
Statement of Total Current Funds Resources and Uses

	ACTUAL 2017	PROJECTED 2018		PROPOSED 2019				PRELIMINARY 2020				
	TOTAL 2017	Projected Unrestricted	Projected Restricted	TOTAL 2018	Proposed Unrestricted	Proposed Restricted	TOTAL 2019	Percent of Resources or Uses	Proposed Unrestricted	Proposed Restricted	TOTAL 2020	Percent of Resources or Uses
Sources:												
Revenue:												
Tuition and Fees	7,874,734	7,694,631	0	7,694,631	7,753,336	0	7,753,336	39.89%	8,089,560	0	8,089,560	39.82%
State Appropriations	2,247,772	2,456,070	0	2,456,070	2,791,812	0	2,791,812	14.36%	2,791,812	0	2,791,812	13.74%
Grants, Contracts, and Gifts	7,011,566	1,169,125	6,206,038	7,375,163	1,064,697	5,854,734	6,919,431	35.60%	1,065,080	6,273,833	7,338,913	36.12%
Sales and Service of Educ. & Other Sources	598,421	361,337	0	361,337	265,152	0	265,152	1.36%	272,474	0	272,474	1.34%
Sales and Service Auxiliary Enterprises	36,632	39,076	0	39,076	39,720	0	39,720	0.20%	40,207	0	40,207	0.20%
Total	17,769,125	11,720,239	6,206,038	17,926,277	11,914,717	5,854,734	17,769,451	91%	12,259,133	6,273,833	18,532,966	91%
Transfers and Prior Year Balances:												
Net Transfers	(49,852)	812	0	812	144,112	0	144,112	0.74%	155,500	0	155,500	0.77%
Beginning Fund Balance	1,294,732	1,401,131	68,051	1,469,182	1,522,968	0	1,522,968	7.84%	1,627,126	0	1,627,126	8.01%
Total	1,244,880	1,401,943	68,051	1,469,994	1,667,080	0	1,667,080	9%	1,782,626	0	1,782,626	9%
Total Current Resources	19,014,005	13,122,182	6,274,089	19,396,271	13,581,797	5,854,734	19,436,531	100%	14,041,759	6,273,833	20,315,592	100%
Uses:												
Educational and General:												
Instruction	6,282,875	6,484,474	59,162	6,543,636	6,315,663	55,208	6,370,871	35.77%	6,566,897	59,160	6,626,057	35.70%
Research	238,567	63,944	(339)	63,605	45,032	(316)	44,716	0.25%	45,153	(339)	44,814	0.24%
Public Service	360,138	178,874	10,970	189,844	80,594	10,237	90,831	0.51%	82,609	10,970	93,579	0.50%
Academic Support	805,532	671,152	0	671,152	677,434	0	677,434	3.80%	686,632	0	686,632	3.70%
Student Services	1,219,788	1,247,389	0	1,247,389	1,363,227	0	1,363,227	7.65%	1,380,670	0	1,380,670	7.44%
Institutional Support	1,699,837	1,607,553	462,317	2,069,870	2,132,592	431,417	2,564,009	14.40%	2,162,463	462,299	2,624,762	14.14%
Operation and Maintenance of Plant	1,190,500	1,136,683	0	1,136,683	1,117,149	0	1,117,149	6.27%	1,133,606	0	1,133,606	6.11%
Scholarships and Fellowships	5,747,586	209,145	5,741,979	5,951,124	222,980	5,358,188	5,581,168	31.34%	226,219	5,741,743	5,967,962	32.16%
Total Educational & General Expenditures	17,544,823	11,599,214	6,274,089	17,873,303	11,954,671	5,854,734	17,809,405	100%	12,284,249	6,273,833	18,558,082	100%
Total Auxiliary Enterprises	0	0	0	0	0	0	0	0%	0	0	0	0%
Total Current Uses	17,544,823	11,599,214	6,274,089	17,873,303	11,954,671	5,854,734	17,809,405	100%	12,284,249	6,273,833	18,558,082	100%
Ending Fund Balance	1,469,182	1,522,968	0	1,522,968	1,627,126	0	1,627,126		1,757,510	0	1,757,510	

Note:

Excludes Federal Direct Student Loan Funds recorded on the General Ledger as Grants, Contracts & Gifts within Sources and Scholarships within Uses (\$2,800,000 in FY18; \$2,800,000 in FY19; \$2,800,000 in FY20). These funds are excluded from year-end financial statement.

UNIVERSITY OF SOUTH CAROLINA LANCASTER BUDGET SUMMARY
Statement of Current Unrestricted Funds Resources and Uses

	ACTUAL 2017	PROJECTED 2018		PROPOSED 2019				PRELIMINARY 2020				
	Total Unrestricted Funds	General	Other	Total Unrestricted Funds	General	Other	Total Unrestricted Funds	Percent of Resources or Uses	General	Other	Total Unrestricted Funds	Percent of Resources or Uses
Resources:												
Revenue:												
Tuition and Fees	7,874,734	6,859,683	834,948	7,694,631	6,974,160	779,176	7,753,336	57.09%	7,277,904	811,656	8,089,560	57.61%
State Appropriations	2,247,772	2,456,070	0	2,456,070	2,791,812	0	2,791,812	20.56%	2,791,812	0	2,791,812	19.88%
Grants, Contracts and Gifts	866,974	1,028,545	140,580	1,169,125	1,025,500	39,197	1,064,697	7.84%	1,025,883	39,197	1,065,080	7.59%
Sales and Service of Educ. & Other Sources	598,421	90,421	270,916	361,337	103,250	161,902	265,152	1.95%	104,799	167,675	272,474	1.94%
Sales and Service of Auxiliary Enterprises	36,632	0	39,076	39,076	0	39,720	39,720	0.29%	0	40,207	40,207	0.29%
Total Unrestricted Revenue	11,624,533	10,434,719	1,285,520	11,720,239	10,894,722	1,019,995	11,914,717	88%	11,200,398	1,058,735	12,259,133	87%
Transfers and Prior Year Balances:												
Net Transfers	(49,852)	101,158	(100,346)	812	137,112	7,000	144,112	1.06%	148,500	7,000	155,500	1.11%
Beginning Fund Balance	1,351,737	1,206,345	194,786	1,401,131	1,323,893	199,075	1,522,968	11.21%	1,525,643	101,483	1,627,126	11.59%
Total	1,301,885	1,307,503	94,440	1,401,943	1,461,005	206,075	1,667,080	12%	1,674,143	108,483	1,782,626	13%
Total Resources	12,926,418	11,742,222	1,379,960	13,122,182	12,355,727	1,226,070	13,581,797	100%	12,874,541	1,167,218	14,041,759	100%
Uses:												
Educational and General:												
Instruction	6,225,491	6,239,542	244,932	6,484,474	6,102,536	213,127	6,315,663	52.83%	6,376,117	190,780	6,566,897	53.46%
Research	238,896	12,318	51,626	63,944	8,082	36,950	45,032	0.38%	8,203	36,950	45,153	0.37%
Public Service	349,498	0	178,874	178,874	0	80,594	80,594	0.67%	0	82,609	82,609	0.67%
Academic Support	805,532	670,752	400	671,152	677,024	410	677,434	5.67%	686,212	420	686,632	5.59%
Student Services	1,219,788	830,231	417,158	1,247,389	893,354	469,873	1,363,227	11.40%	906,754	473,916	1,380,670	11.24%
Institutional Support	1,251,412	1,326,393	281,160	1,607,553	1,815,959	316,633	2,132,592	17.84%	1,841,528	320,935	2,162,463	17.60%
Operation and Maintenance of Plant	1,190,500	1,136,683	0	1,136,683	1,117,149	0	1,117,149	9.34%	1,133,606	0	1,133,606	9.23%
Scholarships and Fellowships	244,170	202,410	6,735	209,145	215,980	7,000	222,980	1.87%	219,219	7,000	226,219	1.84%
Total Educational & General Expenditures	11,525,287	10,418,329	1,180,885	11,599,214	10,830,084	1,124,587	11,954,671	100%	11,171,639	1,112,610	12,284,249	100%
Total Auxiliary Enterprises	0	0	0	0	0	0	0	0%	0	0	0	0%
Total Uses	11,525,287	10,418,329	1,180,885	11,599,214	10,830,084	1,124,587	11,954,671	100%	11,171,639	1,112,610	12,284,249	100%
Ending Fund Balance	1,401,131	1,323,893	199,075	1,522,968	1,525,643	101,483	1,627,126		1,702,902	54,608	1,757,510	

UNIVERSITY OF SOUTH CAROLINA LANCASTER
FY 2017 ACTUAL UNRESTRICTED CURRENT FUNDS SUMMARY

	A Funds	C Funds	D Funds	E Funds	R Funds	S Funds	TOTAL
<u>RESOURCES:</u>							
<u>Revenue:</u>							
Tuition and Fees	6,992,852	0	361,924	519,958	0	0	7,874,734
State Appropriations	2,247,772	0	0	0	0	0	2,247,772
Grants, Contracts and Gifts	912,221	0	2,396	(47,643)	0	0	866,974
Sales and Service of Educ. & Other Sources	105,256	0	17,924	475,241	0	0	598,421
Sales and Service of Auxiliary Enterprise	0	36,632	0	0	0	0	36,632
Total	10,258,101	36,632	382,244	947,556	0	0	11,624,533
<u>Transfers:</u>							
Transfers-In	152,457	0	221,920	127,866	33,000	7,160	542,403
Transfers-Out	(86,556)	(35,161)	(221,920)	(248,618)	0	0	(592,255)
Net Transfers	65,901	(35,161)	0	(120,752)	33,000	7,160	(49,852)
Prior Year's Fund Balance	844,531	10,521	227,779	260,948	7,954	4	1,351,737
TOTAL RESOURCES	11,168,533	11,992	610,023	1,087,752	40,954	7,164	12,926,418
<u>USES:</u>							
<u>Educational and General Expenditures:</u>							
Instruction	6,062,736	0	0	162,755	0	0	6,225,491
Research	40,999	0	0	197,897	0	0	238,896
Public Service	6,009	0	0	343,489	0	0	349,498
Academic Support	736,173	0	0	69,359	0	0	805,532
Student Services	765,445	0	446,362	7,981	0	0	1,219,788
Institutional Support	923,320	0	0	290,225	37,867	0	1,251,412
Operation and Maintenance of Plant	1,190,500	0	0	0	0	0	1,190,500
Scholarships and Fellowships	237,006	0	0	0	0	7,164	244,170
Total	9,962,188	0	446,362	1,071,706	37,867	7,164	11,525,287
Auxiliary Expenditures	0	0	0	0	0	0	0
TOTAL USES	9,962,188	0	446,362	1,071,706	37,867	7,164	11,525,287
<u>Fund Balance</u>	1,206,345	11,992	163,661	16,046	3,087	0	1,401,131

Note: Based on FY2017 Final Post-Close.

UNIVERSITY OF SOUTH CAROLINA LANCASTER
FY 2018 PROJECTED UNRESTRICTED CURRENT FUNDS SUMMARY

	A Funds	C Funds	D Funds	E Funds	R Funds	S Funds	TOTAL
<u>RESOURCES:</u>							
<u>Revenue:</u>							
Tuition and Fees	6,859,683	0	360,000	474,948	0	0	7,694,631
State Appropriations	2,456,070	0	0	0	0	0	2,456,070
Grants, Contracts and Gifts	1,028,545	0	15	140,565	0	0	1,169,125
Sales and Service of Educ. & Other Sources	90,421	0	22,864	248,052	0	0	361,337
Sales and Service of Auxiliary Enterprise	0	39,076	0	0	0	0	39,076
Total	10,434,719	39,076	382,879	863,565	0	0	11,720,239
<u>Transfers:</u>							
Transfers-In	172,425	0	3,500	15,899	35,000	6,735	233,559
Transfers-Out	(71,267)	(35,000)	(3,500)	(122,980)	0	0	(232,747)
Net Transfers	101,158	(35,000)	0	(107,081)	35,000	6,735	812
Prior Year's Fund Balance	1,206,345	11,992	163,661	16,046	3,087	0	1,401,131
TOTAL RESOURCES	11,742,222	16,068	546,540	772,530	38,087	6,735	13,122,182
<u>USES:</u>							
<u>Educational and General Expenditures:</u>							
Instruction	6,239,542	0	0	244,932	0	0	6,484,474
Research	12,318	0	0	51,626	0	0	63,944
Public Service	0	0	0	178,874	0	0	178,874
Academic Support	670,752	0	0	400	0	0	671,152
Student Services	830,231	0	404,240	12,918	0	0	1,247,389
Institutional Support	1,326,393	0	0	246,160	35,000	0	1,607,553
Operation and Maintenance of Plant	1,136,683	0	0	0	0	0	1,136,683
Scholarships and Fellowships	202,410	0	0	0	0	6,735	209,145
Total	10,418,329	0	404,240	734,910	35,000	6,735	11,599,214
Auxiliary Expenditures	0	0	0	0	0	0	0
TOTAL USES	10,418,329	0	404,240	734,910	35,000	6,735	11,599,214
<u>Fund Balance</u>	1,323,893	16,068	142,300	37,620	3,087	0	1,522,968

UNIVERSITY OF SOUTH CAROLINA LANCASTER
FY 2019 PROPOSED UNRESTRICTED CURRENT FUNDS SUMMARY

	A Funds	C Funds	D Funds	E Funds	R Funds	S Funds	TOTAL
<u>RESOURCES:</u>							
<u>Revenue:</u>							
Tuition and Fees	6,974,160	0	358,787	420,389	0	0	7,753,336
State Appropriations	2,791,812	0	0	0	0	0	2,791,812
Grants, Contracts and Gifts	1,025,500	0	0	39,197	0	0	1,064,697
Sales and Service of Educ. & Other Sources	103,250	0	25,002	136,900	0	0	265,152
Sales and Service of Auxiliary Enterprise	0	39,720	0	0	0	0	39,720
Total	10,894,722	39,720	383,789	596,486	0	0	11,914,717
<u>Transfers:</u>							
Transfers-In	148,500	0	3,500	0	35,000	7,000	194,000
Transfers-Out	(11,388)	(35,000)	(3,500)	0	0	0	(49,888)
Net Transfers	137,112	(35,000)	0	0	35,000	7,000	144,112
Prior Year's Fund Balance	1,323,893	16,068	142,300	37,620	3,087	0	1,522,968
TOTAL RESOURCES	12,355,727	20,788	526,089	634,106	38,087	7,000	13,581,797
<u>USES:</u>							
<u>Educational and General Expenditures:</u>							
Instruction	6,102,536	0	0	213,127	0	0	6,315,663
Research	8,082	0	0	36,950	0	0	45,032
Public Service	0	0	0	80,594	0	0	80,594
Academic Support	677,024	0	0	410	0	0	677,434
Student Services	893,354	0	456,632	13,241	0	0	1,363,227
Institutional Support	1,815,959	0	0	281,633	35,000	0	2,132,592
Operation and Maintenance of Plant	1,117,149	0	0	0	0	0	1,117,149
Scholarships and Fellowships	215,980	0	0	0	0	7,000	222,980
Total	10,830,084	0	456,632	625,955	35,000	7,000	11,954,671
Auxiliary Expenditures	0	0	0	0	0	0	0
TOTAL USES	10,830,084	0	456,632	625,955	35,000	7,000	11,954,671
Fund Balance	1,525,643	20,788	69,457	8,151	3,087	0	1,627,126

Notes: Initial line item expenditure budget will balance in total, but may not match at the program (class) level. The current system allows multiple class codes to be assigned within a single department.

UNIVERSITY OF SOUTH CAROLINA LANCASTER
FY 2020 PRELIMINARY UNRESTRICTED CURRENT FUNDS SUMMARY

	A Funds	C Funds	D Funds	E Funds	R Funds	S Funds	TOTAL
<u>RESOURCES:</u>							
<u>Revenue:</u>							
Tuition and Fees	7,277,904	0	380,758	430,898	0	0	8,089,560
State Appropriations	2,791,812	0	0	0	0	0	2,791,812
Grants, Contracts and Gifts	1,025,883	0	0	39,197	0	0	1,065,080
Sales and Service of Educ. & Other Sources	104,799	0	27,400	140,275	0	0	272,474
Sales and Service of Auxiliary Enterprise	0	40,207	0	0	0	0	40,207
Total	11,200,398	40,207	408,158	610,370	0	0	12,259,133
<u>Transfers:</u>							
Transfers-In	148,500	0	3,500	0	35,000	7,000	194,000
Transfers-Out	0	(35,000)	(3,500)	0	0	0	(38,500)
Net Transfers	148,500	(35,000)	0	0	35,000	7,000	155,500
Prior Year's Fund Balance	1,525,643	20,788	69,457	8,151	3,087	0	1,627,126
TOTAL RESOURCES	12,874,541	25,995	477,615	618,521	38,087	7,000	14,041,759
<u>USES:</u>							
<u>Educational and General Expenditures:</u>							
Instruction	6,376,117	0	0	190,780	0	0	6,566,897
Research	8,203	0	0	36,950	0	0	45,153
Public Service	0	0	0	82,609	0	0	82,609
Academic Support	686,212	0	0	420	0	0	686,632
Student Services	906,754	0	460,343	13,573	0	0	1,380,670
Institutional Support	1,841,528	0	0	285,935	35,000	0	2,162,463
Operation and Maintenance of Plant	1,133,606	0	0	0	0	0	1,133,606
Scholarships and Fellowships	219,219	0	0	0	0	7,000	226,219
Total	11,171,639	0	460,343	610,267	35,000	7,000	12,284,249
Auxiliary Expenditures	0	0	0	0	0	0	0
TOTAL USES	11,171,639	0	460,343	610,267	35,000	7,000	12,284,249
<u>Fund Balance</u>	1,702,902	25,995	17,272	8,254	3,087	0	1,757,510

UNIVERSITY OF SOUTH CAROLINA LANCASTER BUDGET SUMMARY
Statement of Restricted Funds Resources and Uses

	ACTUAL 2017	PROJ 2018	PROPOSED 2019		PRELIMINARY 2020	
	Actual Restricted	Projected Restricted	Proposed Restricted	Percent of Resources or Uses	Proposed Restricted	Percent of Resources or Uses
Sources:						
Revenue:						
Tuition and Fees	0	0	0	0.00%	0	0.00%
State Appropriations	0	0	0	0.00%	0	0.00%
Federal Grants and Contracts	2,612,487	2,638,612	2,612,226	44.62%	2,586,104	41.22%
State Grants and Contracts	3,181,999	3,213,819	2,892,437	49.40%	3,328,906	53.06%
Local Grants and Contracts	0	0	0	0.00%	0	0.00%
Non-Governmental Grants and Contracts	0	0	0	0.00%	0	0.00%
Private Gifts	350,106	353,607	350,071	5.98%	358,823	5.72%
Endowment Income	0	0	0	0.00%	0	0.00%
Interest Income	0	0	0	0.00%	0	0.00%
Other Sources	0	0	0	0.00%	0	0.00%
Total	6,144,592	6,206,038	5,854,734	100%	6,273,833	100%
Transfers and Prior Year Balances:						
Net Transfers	0	0	0	0%	0	0%
Beginning Fund Balance	(57,005)	68,051	0	0%	0	0%
Total	(57,005)	68,051	0	0%	0	0%
Total Current Resources	6,087,587	6,274,089	5,854,734	100%	6,273,833	100%
Uses:						
Educational and General:						
Instruction	57,384	59,162	55,208	0.94%	59,160	0.94%
Research	(329)	(339)	(316)	-0.01%	(339)	-0.01%
Public Service	10,640	10,970	10,237	0.17%	10,970	0.17%
Academic Support	0	0	0	0.00%	0	0.00%
Student Services	0	0	0	0.00%	0	0.00%
Institutional Support	448,425	462,317	431,417	7.37%	462,299	7.37%
Operation and Maintenance of Plant	0	0	0	0.00%	0	0.00%
Scholarships and Fellowships	5,503,416	5,741,979	5,358,188	91.52%	5,741,743	91.52%
Total Educational & General Expenditures	6,019,536	6,274,089	5,854,734	100%	6,273,833	100%
Total Current Uses	6,019,536	6,274,089	5,854,734	100%	6,273,833	100%
Ending Fund Balance	68,051	0	0		0	

Note:

Excludes Federal Direct Student Loan Funds recorded on the General Ledger as Federal Grants & Contracts within Sources and Scholarships within Uses (\$2,800,000 in FY18; \$2,800,000 in FY19; \$2,800,000 in FY20). These funds are excluded from year-end financial statement.

**UNIVERSITY OF SOUTH CAROLINA LANCASTER
FY 2019 SCHEDULE OF DESIGNATED FUNDS**

	ACTUAL 2017	PROJECTED 2018	PROPOSED 2019	PRELIMINARY 2020
Revenue	0	0	0	0
Expenditures				
Institutional Support	37,867	35,000	35,000	35,000
Total	37,867	35,000	35,000	35,000
Non-Mandatory Transfers				
Transfer-In from Bookstore and Vending	33,000	35,000	35,000	35,000
Other Non-Mandatory Transfers	0	0	0	0
Total	33,000	35,000	35,000	35,000
Change in Fund Balance	(4,867)	0	0	0
Beginning Fund Balance	7,954	3,087	3,087	3,087
Ending Fund Balance	3,087	3,087	3,087	3,087

**UNIVERSITY OF SOUTH CAROLINA LANCASTER
FY 2019 BUDGET SUMMARY OF AUXILIARY FUNDS**

	ACTUAL 2017	PROJECTED 2018	PROPOSED 2019	PRELIMINARY 2020
Revenue				
Bookstore	30,560	33,238	33,737	34,074
Vending Machines	6,072	5,838	5,983	6,133
Total	36,632	39,076	39,720	40,207
Expenditures				
Bookstore	0	0	0	0
Vending Machines	0	0	0	0
Total	0	0	0	0
Non-Mandatory Transfers (net)				
Bookstore	(28,161)	(29,500)	(29,500)	(29,500)
Vending Machines	(7,000)	(5,500)	(5,500)	(5,500)
Total	(35,161)	(35,000)	(35,000)	(35,000)
Total Expenditures and Transfers	(35,161)	(35,000)	(35,000)	(35,000)
Net Revenue (after Expenditures and Transfers)				
Bookstore	2,399	3,738	4,237	4,574
Vending Machines	(928)	338	483	633
Total	1,471	4,076	4,720	5,207
Fund Balance				
Bookstore	11,399	15,137	19,374	23,948
Vending Machines	593	931	1,414	2,047
TOTAL AUXILIARY ENDING FUND BALANCE	11,992	16,068	20,788	25,995

**UNIVERSITY OF SOUTH CAROLINA LANCASTER
FY 2019 SOURCES AND USES OF LOCAL FUNDS**

<u>Sources:</u>	ACTUAL 2017	PROJECTED 2018	PROPOSED 2019
Lancaster County Commission for Higher Education	900,000	1,100,000	1,000,000
Total	900,000	1,100,000	1,000,000
 <u>Uses:</u>			
Local funds expended directly by Commission on behalf of the USC-L for operating purposes ⁽¹⁾	10,000	10,000	12,000
Local funds expended by USC-L as Appropriated "A" funds activity	900,000	1,000,000	1,000,000
Local funds expended by USC-L Activities	0	100,000	0
Total	910,000	1,110,000	1,012,000

Notes:

USC Lancaster receives funding from the Lancaster County Commission for Higher Education. These funds are for maintenance, security, community service events, and the operation of the physical plant.

⁽¹⁾ Each year the Commission contributes to commencement expenses.

**CAPSULE OF PERFORMANCE DATA
USC SALKEHATCHIE**

Fall Enrollment	Fall 2016	Fall 2017
Total Students:		
Full-Time	545	503
Part-Time	592	508
Total Fall Enrollment*	1,137	1,011
*Only undergraduates		
Full-Time Equivalent Students:		
Undergraduate	780	731
Graduate	0	0
Total FTEs	780	731
*FTE - Full-time equivalent students		

Degrees Awarded	FY 15-16	FY 16-17
Total Associate Degrees	150	157

Grant Activity	FY 15-16	FY 16-17
Grant Expenditures by Purpose:		
Research	\$ -	\$ -
Public Service	52,653	36,876
Scholarships	3,966,164	4,022,794
Other	328,880	356,797
Total	\$ 4,347,697	\$ 4,416,467

Full-Time Ranked Faculty	Fall 2016	Fall 2017
Professor	1	1
Associate Professor	6	10
Assistant Professor	7	4
Instructors	6	5
Librarian	2	2
Total	22	22

Source: Office of Institutional Research, Assessment and Analytics.

Location: Allendale and Walterboro, SC
Serves Allendale, Bamberg, Barnwell, Colleton,
and Hampton Counties.

Departments:
Division of Arts and Languages
Division of Social Sciences
Division of Math and Science
Division of Professional Studies

Degrees Offered:

Associate in Arts
Associate in Science

Palmetto College Degree Completion Programs:

Business Administration, Management (USC Aiken)
Business Administration, Accounting (USC Aiken)
Criminal Justice (USC Upstate)
Elementary Education (USC Columbia)
Health Informatics (USC Upstate)
Health Promotion (USC Beaufort)
Hospitality Management (USC Beaufort)
Human Services (USC Beaufort)
Information Management & Systems (USC Upstate)
Information Science (USC Columbia)
Liberal Studies (USC Columbia)
Organizational Leadership (USC Columbia)
RN-BSN (USC Upstate)
Special Education (USC Aiken)

System Partnerships:

BA Elementary Education (USC Aiken)
BS Nursing (USC Columbia)
Sand Shark Scholars (USC Beaufort)

Special Programs:

The **Salkehatchie Leadership Institute** opened August, 1998. The Institute serves as a catalyst for economic development of the five rural counties served by USC Salkehatchie. The Institute builds partnerships and coalitions locally, regionally, and on a statewide basis to facilitate leadership, community, and business developments and workforce development.

**UNIVERSITY OF SOUTH CAROLINA SALKEHATCHIE
GENERAL FUNDS SOURCES AND USES SUMMARY**

	FY 2018 PROJECTED		FY 2019 PROPOSED	
<u>REVENUE AND FUNDS SOURCES</u>				
STATE APPROPRIATION				
Appropriation	1,628,838		1,725,878	
Appropriation - Leadership Institute	100,460		100,460	
Health Insurance Increase	6,875		15,232	
Retirement Increase	13,882		12,980	
Education & General Operating	76,283		154,483	
TOTAL APPROPRIATION	1,826,338	27.14%	2,009,033	28.21%
STUDENT FEES				
Student Fee Base	4,396,498		4,396,498	
Tuition Discounting	380,167		380,167	
Enrollment Increase			86,800	
Proposed Tuition Increase			127,498	
Change in Fee Distribution			(12,000)	
TOTAL STUDENT FEES	4,776,665	70.97%	4,978,963	69.85%
OTHER SOURCES				
Sales and Service	45,926		52,440	
Transfer In - Palmetto College - Recurring	148,500		148,500	
Transfers Out	(67,000)		(67,000)	
TOTAL OTHER SOURCES	127,426	1.89%	133,940	1.88%
TOTAL REVENUE AND FUNDS SOURCES	6,730,429	100%	7,121,936	100%
	FY 2018 PROJECTED		FY 2019 PROPOSED	
<u>EXPENDITURES AND FUNDS USES</u>				
EXPENDITURE BASE				
	6,729,675		6,729,675	
Tuition Discounting Increase				
TOTAL EXPENSE CHANGE			6,729,675	
EXPENSE CHANGES				
Health Insurance Increase (all funds \$35,150)			33,300	10.90%
Retirement Increase (all funds \$31,000)			28,000	9.17%
Personnel Addition - Enrollment Services			99,400	32.54%
Personnel Addition - Staff			42,000	13.75%
Personnel Change - Faculty Promotion (2)			22,400	7.33%
Recruitment and Retention Efforts			60,000	19.64%
Physical Plant Maintenance			20,343	6.66%
TOTAL EXPENSE CHANGE			305,443	100%
TOTAL EXPENDITURES AND FUNDS USES	6,729,675		7,035,118	
FY CHANGE IN FUND BALANCE	754		86,818	
BEGINNING FUND BALANCE	1,041,370		1,042,124	
ENDING FUND BALANCE	1,042,124		1,128,942	

UNIVERSITY OF SOUTH CAROLINA SALKEHATCHIE BUDGET SUMMARY
Statement of Total Current Funds Resources and Uses

	ACTUAL 2017	PROJECTED 2018		TOTAL 2018	PROPOSED 2019			Percent of Resources or Uses	PRELIMINARY 2020			Percent of Resources or Uses
	TOTAL 2017	Projected Unrestricted	Projected Restricted		Proposed Unrestricted	Proposed Restricted	TOTAL 2019		Proposed Unrestricted	Proposed Restricted	TOTAL 2020	
Sources:												
Revenue:												
Tuition and Fees	5,529,423	5,129,118	0	5,129,118	5,351,303	0	5,351,303	39.63%	5,454,422	0	5,454,422	39.70%
State Appropriations	1,729,298	1,826,338	0	1,826,338	2,009,033	0	2,009,033	14.88%	2,009,033	0	2,009,033	14.62%
Grants, Contracts, and Gifts	4,416,314	33,495	4,104,604	4,138,099	33,500	4,022,000	4,055,500	30.04%	34,500	4,022,000	4,056,500	29.53%
Sales and Service of Educ. & Other Sources	287,654	237,047	0	237,047	246,440	0	246,440	1.83%	254,000	0	254,000	1.85%
Sales and Service Auxiliary Enterprises	239,236	213,359	0	213,359	214,000	0	214,000	1.58%	226,125	0	226,125	1.65%
Total	12,201,925	7,439,357	4,104,604	11,543,961	7,854,276	4,022,000	11,876,276	88%	7,978,080	4,022,000	12,000,080	87%
Transfers and Prior Year Balances:												
Net Transfers	41,052	50,865	(24,741)	26,124	45,050	(25,000)	20,050	0.15%	46,350	(25,000)	21,350	0.16%
Beginning Fund Balance	1,144,330	1,594,976	80,908	1,675,884	1,605,531	0	1,605,531	11.89%	1,717,672	0	1,717,672	12.50%
Total	1,185,382	1,645,841	56,167	1,702,008	1,650,581	(25,000)	1,625,581	12%	1,764,022	(25,000)	1,739,022	13%
Total Current Resources	13,387,307	9,085,198	4,160,771	13,245,969	9,504,857	3,997,000	13,501,857	100%	9,742,102	3,997,000	13,739,102	100%
Uses:												
Educational and General:												
Instruction	2,799,030	2,816,747	32,986	2,849,733	2,864,502	33,000	2,897,502	24.59%	2,918,432	33,000	2,951,432	24.79%
Research	39,093	46,078	0	46,078	46,078	0	46,078	0.39%	48,578	0	48,578	0.41%
Public Service	184,994	116,215	37,000	153,215	116,215	38,000	154,215	1.31%	116,215	38,000	154,215	1.30%
Academic Support	686,090	682,626	0	682,626	687,845	0	687,845	5.84%	844,202	0	844,202	7.09%
Student Services	1,112,946	1,168,700	0	1,168,700	1,382,156	0	1,382,156	11.73%	1,230,156	0	1,230,156	10.33%
Institutional Support	1,227,387	910,585	464,948	1,375,533	917,673	410,000	1,327,673	11.27%	938,722	410,000	1,348,722	11.33%
Operation and Maintenance of Plant	871,856	993,720	0	993,720	1,023,030	0	1,023,030	8.68%	1,056,300	0	1,056,300	8.87%
Scholarships and Fellowships	4,529,982	534,996	3,625,837	4,160,833	539,686	3,516,000	4,055,686	34.42%	540,986	3,516,000	4,056,986	34.07%
Total Educational & General Expenditures	11,451,378	7,269,667	4,160,771	11,430,438	7,577,185	3,997,000	11,574,185	98%	7,693,591	3,997,000	11,690,591	98%
Total Auxiliary Enterprises	260,045	210,000	0	210,000	210,000	0	210,000	2%	216,100	0	216,100	2%
Total Current Uses	11,711,423	7,479,667	4,160,771	11,640,438	7,787,185	3,997,000	11,784,185	100%	7,909,691	3,997,000	11,906,691	100%
Ending Fund Balance	1,675,884	1,605,531	0	1,605,531	1,717,672	0	1,717,672		1,832,411	0	1,832,411	

Note:

Excludes Federal Direct Student Loan Funds recorded on the General Ledger as Contracts, Grants, & Gifts within Sources and Scholarships within Uses (\$2,858,000 in FY18; \$2,858,000 in FY19; \$2,858,000 in FY20). These funds are excluded from year-end financial statement.

UNIVERSITY OF SOUTH CAROLINA SALKEHATCHIE BUDGET SUMMARY
Statement of Current Unrestricted Funds Resources and Uses

	ACTUAL 2017	PROJECTED 2018		PROPOSED 2019				PRELIMINARY 2020				
	Total Unrestricted Funds	General	Other	Total Unrestricted Funds	General	Other	Total Unrestricted Funds	Percent of Resources or Uses	General	Other	Total Unrestricted Funds	Percent of Resources or Uses
Resources:												
Revenue:												
Tuition and Fees	5,529,423	4,776,665	352,453	5,129,118	4,978,963	372,340	5,351,303	56.30%	5,078,359	376,063	5,454,422	55.99%
State Appropriations	1,729,298	1,826,338	0	1,826,338	2,009,033	0	2,009,033	21.14%	2,009,033	0	2,009,033	20.62%
Grants, Contracts and Gifts	18,520	0	33,495	33,495	0	33,500	33,500	0.35%	0	34,500	34,500	0.35%
Sales and Service of Educ. & Other Sources	260,389	45,926	191,121	237,047	52,440	194,000	246,440	2.59%	60,000	194,000	254,000	2.61%
Sales and Service of Auxiliary Enterprises	239,236	0	213,359	213,359	0	214,000	214,000	2.25%	0	226,125	226,125	2.32%
Total Unrestricted Revenue	7,776,866	6,648,929	790,428	7,439,357	7,040,436	813,840	7,854,276	83%	7,147,392	830,688	7,978,080	82%
Transfers and Prior Year Balances:												
Net Transfers	64,334	81,500	(30,635)	50,865	81,500	(36,450)	45,050	0.47%	81,500	(35,150)	46,350	0.48%
Beginning Fund Balance	1,048,732	1,041,370	553,606	1,594,976	1,042,124	563,407	1,605,531	16.89%	1,128,942	588,730	1,717,672	17.63%
Total	1,113,066	1,122,870	522,971	1,645,841	1,123,624	526,957	1,650,581	17%	1,210,442	553,580	1,764,022	18%
Total Resources	8,889,932	7,771,799	1,313,399	9,085,198	8,164,060	1,340,797	9,504,857	100%	8,357,834	1,384,268	9,742,102	100%
Uses:												
Educational and General:												
Instruction	2,758,868	2,787,316	29,431	2,816,747	2,835,071	29,431	2,864,502	36.78%	2,888,707	29,725	2,918,432	36.90%
Research	39,093	0	46,078	46,078	0	46,078	46,078	0.59%	0	48,578	48,578	0.61%
Public Service	148,118	100,460	15,755	116,215	100,460	15,755	116,215	1.49%	100,460	15,755	116,215	1.47%
Academic Support	686,090	578,348	104,278	682,626	583,567	104,278	687,845	8.83%	585,403	258,799	844,202	10.67%
Student Services	1,112,946	972,980	195,720	1,168,700	1,184,436	197,720	1,382,156	17.75%	1,184,436	45,720	1,230,156	15.55%
Institutional Support	910,752	785,480	125,105	910,585	792,568	125,105	917,673	11.78%	801,117	137,605	938,722	11.87%
Operation and Maintenance of Plant	871,856	993,720	0	993,720	1,023,030	0	1,023,030	13.14%	1,056,300	0	1,056,300	13.35%
Scholarships and Fellowships	507,188	511,371	23,625	534,996	515,986	23,700	539,686	6.93%	515,986	25,000	540,986	6.84%
Total Educational & General Expenditures	7,034,911	6,729,675	539,992	7,269,667	7,035,118	542,067	7,577,185	97%	7,132,409	561,182	7,693,591	97%
Total Auxiliary Enterprises	260,045	0	210,000	210,000	0	210,000	210,000	3%	0	216,100	216,100	3%
Total Uses	7,294,956	6,729,675	749,992	7,479,667	7,035,118	752,067	7,787,185	100%	7,132,409	777,282	7,909,691	100%
Ending Fund Balance	1,594,976	1,042,124	563,407	1,605,531	1,128,942	588,730	1,717,672		1,225,425	606,986	1,832,411	

UNIVERSITY OF SOUTH CAROLINA SALKEHATCHIE
FY 2017 ACTUAL UNRESTRICTED CURRENT FUNDS SUMMARY

	A Funds	C Funds	D Funds	E Funds	R Funds	S Funds	TOTAL
<u>RESOURCES:</u>							
<u>Revenue:</u>							
Tuition and Fees	5,153,872	0	95,300	280,251	0	0	5,529,423
State Appropriations	1,729,298	0	0	0	0	0	1,729,298
Grants, Contracts and Gifts	0	0	350	18,170	0	0	18,520
Sales and Service of Educ. & Other Sources	58,955	0	86,005	115,066	363	0	260,389
Sales and Service of Auxiliary Enterprise	0	239,236	0	0	0	0	239,236
Total	6,942,125	239,236	181,655	413,487	363	0	7,776,866
<u>Transfers:</u>							
Transfers-In	149,000	0	66,849	47,282	10,800	23,295	297,226
Transfers-Out	(66,820)	(10,800)	(85,135)	(70,137)	0	0	(232,892)
Net Transfers	82,180	(10,800)	(18,286)	(22,855)	10,800	23,295	64,334
Prior Year's Fund Balance	467,151	55,980	52,216	452,557	15,040	5,788	1,048,732
TOTAL RESOURCES	7,491,456	284,416	215,585	843,189	26,203	29,083	8,889,932
<u>USES:</u>							
<u>Educational and General Expenditures:</u>							
Instruction	2,715,227	0	0	43,641	0	0	2,758,868
Research	0	0	0	39,093	0	0	39,093
Public Service	98,779	0	0	49,339	0	0	148,118
Academic Support	568,591	0	0	117,499	0	0	686,090
Student Services	941,418	0	181,208	(9,680)	0	0	1,112,946
Institutional Support	771,993	0	0	126,886	11,873	0	910,752
Operation and Maintenance of Plant	871,856	0	0	0	0	0	871,856
Scholarships and Fellowships	482,222	0	0	0	0	24,966	507,188
Total	6,450,086	0	181,208	366,778	11,873	24,966	7,034,911
Auxiliary Expenditures	0	260,045	0	0	0	0	260,045
TOTAL USES	6,450,086	260,045	181,208	366,778	11,873	24,966	7,294,956
<u>Fund Balance</u>	1,041,370	24,371	34,377	476,411	14,330	4,117	1,594,976

Note: Based on FY2017 Final Post-Close.

UNIVERSITY OF SOUTH CAROLINA SALKEHATCHIE
FY 2018 PROJECTED UNRESTRICTED CURRENT FUNDS SUMMARY

	A Funds	C Funds	D Funds	E Funds	R Funds	S Funds	TOTAL
<u>RESOURCES:</u>							
<u>Revenue:</u>							
Tuition and Fees	4,776,665	0	98,850	253,603	0	0	5,129,118
State Appropriations	1,826,338	0	0	0	0	0	1,826,338
Grants, Contracts and Gifts	0	0	5,000	28,495	0	0	33,495
Sales and Service of Educ. & Other Sources	45,926	0	77,316	113,805	0	0	237,047
Sales and Service of Auxiliary Enterprise	0	213,359	0	0	0	0	213,359
Total	6,648,929	213,359	181,166	395,903	0	0	7,439,357
<u>Transfers:</u>							
Transfers-In	148,500	0	51,070	25,462	2,000	23,625	250,657
Transfers-Out	(67,000)	(2,000)	(74,615)	(56,177)	0	0	(199,792)
Net Transfers	81,500	(2,000)	(23,545)	(30,715)	2,000	23,625	50,865
Prior Year's Fund Balance	1,041,370	24,371	34,377	476,411	14,330	4,117	1,594,976
TOTAL RESOURCES	7,771,799	235,730	191,998	841,599	16,330	27,742	9,085,198
<u>USES:</u>							
<u>Educational and General Expenditures:</u>							
Instruction	2,787,316	0	0	29,431	0	0	2,816,747
Research	0	0	0	46,078	0	0	46,078
Public Service	100,460	0	0	15,755	0	0	116,215
Academic Support	578,348	0	0	104,278	0	0	682,626
Student Services	972,980	0	150,000	45,720	0	0	1,168,700
Institutional Support	785,480	0	0	120,105	5,000	0	910,585
Operation and Maintenance of Plant	993,720	0	0	0	0	0	993,720
Scholarships and Fellowships	511,371	0	0	0	0	23,625	534,996
Total	6,729,675	0	150,000	361,367	5,000	23,625	7,269,667
Auxiliary Expenditures	0	210,000	0	0	0	0	210,000
TOTAL USES	6,729,675	210,000	150,000	361,367	5,000	23,625	7,479,667
<u>Fund Balance</u>	1,042,124	25,730	41,998	480,232	11,330	4,117	1,605,531

UNIVERSITY OF SOUTH CAROLINA SALKEHATCHIE
FY 2019 PROPOSED UNRESTRICTED CURRENT FUNDS SUMMARY

	A Funds	C Funds	D Funds	E Funds	R Funds	S Funds	TOTAL
<u>RESOURCES:</u>							
<u>Revenue:</u>							
Tuition and Fees	4,978,963	0	109,500	262,840	0	0	5,351,303
State Appropriations	2,009,033	0	0	0	0	0	2,009,033
Grants, Contracts and Gifts	0	0	5,000	28,500	0	0	33,500
Sales and Service of Educ. & Other Sources	52,440	0	80,000	114,000	0	0	246,440
Sales and Service of Auxiliary Enterprise	0	214,000	0	0	0	0	214,000
Total	7,040,436	214,000	194,500	405,340	0	0	7,854,276
<u>Transfers:</u>							
Transfers-In	148,500	0	55,000	32,500	5,000	23,700	264,700
Transfers-Out	(67,000)	(5,000)	(84,650)	(63,000)	0	0	(219,650)
Net Transfers	81,500	(5,000)	(29,650)	(30,500)	5,000	23,700	45,050
Prior Year's Fund Balance	1,042,124	25,730	41,998	480,232	11,330	4,117	1,605,531
TOTAL RESOURCES	8,164,060	234,730	206,848	855,072	16,330	27,817	9,504,857
<u>USES:</u>							
<u>Educational and General Expenditures:</u>							
Instruction	2,835,071	0	0	29,431	0	0	2,864,502
Research	0	0	0	46,078	0	0	46,078
Public Service	100,460	0	0	15,755	0	0	116,215
Academic Support	583,567	0	0	104,278	0	0	687,845
Student Services	1,184,436	0	152,000	45,720	0	0	1,382,156
Institutional Support	792,568	0	0	120,105	5,000	0	917,673
Operation and Maintenance of Plant	1,023,030	0	0	0	0	0	1,023,030
Scholarships and Fellowships	515,986	0	0	0	0	23,700	539,686
Total	7,035,118	0	152,000	361,367	5,000	23,700	7,577,185
Auxiliary Expenditures	0	210,000	0	0	0	0	210,000
TOTAL USES	7,035,118	210,000	152,000	361,367	5,000	23,700	7,787,185
Fund Balance	1,128,942	24,730	54,848	493,705	11,330	4,117	1,717,672

Notes: Initial line item expenditure budget will balance in total, but may not match at the program (class) level. The current system allows multiple class codes to be assigned within a single department.

UNIVERSITY OF SOUTH CAROLINA SALKEHATCHIE
FY 2020 PRELIMINARY UNRESTRICTED CURRENT FUNDS SUMMARY

	A Funds	C Funds	D Funds	E Funds	R Funds	S Funds	TOTAL
<u>RESOURCES:</u>							
<u>Revenue:</u>							
Tuition and Fees	5,078,359	0	110,595	265,468	0	0	5,454,422
State Appropriations	2,009,033	0	0	0	0	0	2,009,033
Grants, Contracts and Gifts	0	0	5,000	28,500	1,000	0	34,500
Sales and Service of Educ. & Other Sources	60,000	0	80,000	114,000	0	0	254,000
Sales and Service of Auxiliary Enterprise	0	226,125	0	0	0	0	226,125
Total	7,147,392	226,125	195,595	407,968	1,000	0	7,978,080
<u>Transfers:</u>							
Transfers-In	148,500	0	55,000	32,500	5,000	25,000	266,000
Transfers-Out	(67,000)	(5,000)	(84,650)	(63,000)	0	0	(219,650)
Net Transfers	81,500	(5,000)	(29,650)	(30,500)	5,000	25,000	46,350
Prior Year's Fund Balance	1,128,942	24,730	54,848	493,705	11,330	4,117	1,717,672
TOTAL RESOURCES	8,357,834	245,855	220,793	871,173	17,330	29,117	9,742,102
<u>USES:</u>							
<u>Educational and General Expenditures:</u>							
Instruction	2,888,707	0	0	29,725	0	0	2,918,432
Research	0	0	0	48,578	0	0	48,578
Public Service	100,460	0	0	15,755	0	0	116,215
Academic Support	585,403	0	154,000	104,799	0	0	844,202
Student Services	1,184,436	0	0	45,720	0	0	1,230,156
Institutional Support	801,117	0	0	132,605	5,000	0	938,722
Operation and Maintenance of Plant	1,056,300	0	0	0	0	0	1,056,300
Scholarships and Fellowships	515,986	0	0	0	0	25,000	540,986
Total	7,132,409	0	154,000	377,182	5,000	25,000	7,693,591
Auxiliary Expenditures	0	216,100	0	0	0	0	216,100
TOTAL USES	7,132,409	216,100	154,000	377,182	5,000	25,000	7,909,691
<u>Fund Balance</u>	1,225,425	29,755	66,793	493,991	12,330	4,117	1,832,411

UNIVERSITY OF SOUTH CAROLINA SALKEHATCHIE BUDGET SUMMARY
Statement of Restricted Funds Resources and Uses

	ACTUAL 2017	PROJ 2018	PROPOSED 2019		PRELIMINARY 2020	
	Actual Restricted	Projected Restricted	Proposed Restricted	Percent of Resources or Uses	Proposed Restricted	Percent of Resources or Uses
Sources:						
Revenue:						
Tuition and Fees	0	0	0	0.00%	0	0.00%
State Appropriations	0	0	0	0.00%	0	0.00%
Federal Grants and Contracts	2,580,664	2,220,711	2,202,000	55.09%	2,202,000	55.09%
State Grants and Contracts	1,817,130	1,883,893	1,820,000	45.53%	1,820,000	45.53%
Local Grants and Contracts	0	0	0	0.00%	0	0.00%
Non-Governmental Grants and Contracts	0	0	0	0.00%	0	0.00%
Private Gifts	0	0	0	0.00%	0	0.00%
Endowment Income	0	0	0	0.00%	0	0.00%
Interest Income	0	0	0	0.00%	0	0.00%
Other Sources	27,265	0	0	0.00%	0	0.00%
Total	4,425,059	4,104,604	4,022,000	101%	4,022,000	101%
Transfers and Prior Year Balances:						
Net Transfers	(23,282)	(24,741)	(25,000)	-1%	(25,000)	-1%
Beginning Fund Balance	95,598	80,908	0	0%	0	0%
Total	72,316	56,167	(25,000)	-1%	(25,000)	-1%
Total Current Resources	4,497,375	4,160,771	3,997,000	100%	3,997,000	100%
Uses:						
Educational and General:						
Instruction	40,162	32,986	33,000	0.83%	33,000	0.83%
Research	0	0	0	0.00%	0	0.00%
Public Service	36,876	37,000	38,000	0.95%	38,000	0.95%
Academic Support	0	0	0	0.00%	0	0.00%
Student Services	0	0	0	0.00%	0	0.00%
Institutional Support	316,635	464,948	410,000	10.26%	410,000	10.26%
Operation and Maintenance of Plant	0	0	0	0.00%	0	0.00%
Scholarships and Fellowships	4,022,794	3,625,837	3,516,000	87.97%	3,516,000	87.97%
Total Educational & General Expenditures	4,416,467	4,160,771	3,997,000	100%	3,997,000	100%
Total Current Uses	4,416,467	4,160,771	3,997,000	100%	3,997,000	100%
Ending Fund Balance	80,908	0	0		0	

Note:

Excludes Federal Direct Student Loan Funds recorded on the General Ledger as Federal Grants & Contracts within Sources and Scholarships within Uses (\$2,858,000 in FY18; \$2,858,000 in FY19; \$2,858,000 in FY20). These funds are excluded from year-end financial statement.

**UNIVERSITY OF SOUTH CAROLINA SALKEHATCHIE
FY 2019 SCHEDULE OF DESIGNATED FUNDS**

	ACTUAL 2017	PROJECTED 2018	PROPOSED 2019	PRELIMINARY 2020
Revenue	363	0	0	1,000
Expenditures				
Institutional Support	11,873	5,000	5,000	5,000
Total	11,873	5,000	5,000	5,000
Non-Mandatory Transfers				
Transfer-In from Bookstore	10,800	2,000	5,000	5,000
Other Non-Mandatory Transfers	0	0	0	0
Total	10,800	2,000	5,000	5,000
Change in Fund Balance	(710)	(3,000)	0	1,000
Beginning Fund Balance	15,040	14,330	11,330	11,330
Ending Fund Balance	14,330	11,330	11,330	12,330

**UNIVERSITY OF SOUTH CAROLINA SALKEHATCHIE
FY 2019 BUDGET SUMMARY OF AUXILIARY FUNDS**

	ACTUAL 2017	PROJECTED 2018	PROPOSED 2019	PRELIMINARY 2020
Revenue				
Bookstore	239,236	213,359	214,000	226,125
Other	0	0	0	0
Total	239,236	213,359	214,000	226,125
Expenditures				
Bookstore	260,024	210,000	210,000	216,100
Other	21	0	0	0
Total	260,045	210,000	210,000	216,100
Non-Mandatory Transfers (net)				
Bookstore	(10,800)	(2,000)	(5,000)	(5,000)
Other	0			
Total	(10,800)	(2,000)	(5,000)	(5,000)
Total Expenditures and Transfers	(270,845)	(212,000)	(215,000)	(221,100)
Net Revenue (after Expenditures and Transfers)				
Bookstore	(31,588)	1,359	(1,000)	5,025
Other	(21)	0	0	0
Total	(31,609)	1,359	(1,000)	5,025
Fund Balance				
Bookstore	28,323	29,682	28,682	33,707
Other	(3,952)	(3,952)	(3,952)	(3,952)
TOTAL AUXILIARY ENDING FUND BALANCE	24,371	25,730	24,730	29,755

Note:

Due to the implementation of a book rental program, the bookstore anticipates increase revenues and decreases in textbooks for resale expense.

**UNIVERSITY OF SOUTH CAROLINA SALKEHATCHIE
FY 2019 SOURCES AND USES OF LOCAL FUNDS**

<u>Sources:</u>	ACTUAL 2017	PROJECTED 2018	PROPOSED 2019
Local funds received by Western Carolina Higher:	37,000	40,000	40,000
Allendale County	4,900	4,000	5,000
Bamberg County	500	500	500
Barnwell County	75,000	75,000	75,000
Colleton County	25,000	25,000	25,000
Hampton County	70,094	7,700	0
Total	212,494	152,200	145,500
<u>Uses:</u>			
Instruction	3,100	3,100	3,100
Academic Support	300	1,000	1,000
Operations & Maintenance	171,862	148,100	141,400
Total	175,262	152,200	145,500

Note:

Local funds administered by the Western Carolina Higher Education Commission on behalf of USC Salkehatchie are requested annually from the five county service area. The funds are primarily used for supplemental maintenance assistance to defray operating costs. County support increased from FY16 to FY17 and the Commission was able to support some additional expenses of the University.

**CAPSULE OF PERFORMANCE DATA
USC SUMTER**

Fall Enrollment	Fall 2016	Fall 2017
Total Students:		
Full-Time	457	558
Part-Time	348	444
Total Fall Enrollment*	805	1,002
*Only undergraduates		
Full-Time Equivalent Students:		
Undergraduate	594	773
Graduate	0	0
Total FTEs	594	773
*FTE - Full-time equivalent students		

Degrees Awarded	FY 15-16	FY 16-17
Total Associate Degrees	120	112

Grant Activity	FY 15-16	FY 16-17
Grant Expenditures by Purpose:		
Research	\$ 41,376	\$ 79,292
Public Service	20,000	1,882
Scholarships	3,340,174	2,932,676
Other	345,805	344,652
Total	\$ 3,747,355	\$ 3,358,502

Full-Time Ranked Faculty	Fall 2016	Fall 2017
Professor	10	14
Associate Professor	8	4
Assistant Professor	5	6
Instructor	11	10
Librarian	0	0
Total	34	34

Source: Office of Institutional Research, Assessment and Analytics.

Location: Sumter, SC
Serves Sumter, Lee, Clarendon, Kershaw, and Williamsburg counties

Departments:
Division of Arts and Letters
Div. of Business Administration and Economics
Div. of Science, Mathematics, and Engineering
Div. of Humanities, Social Sciences, and Education

Degrees Offered:
Associate in Arts
Associate in Science

Palmetto College Degree Completion Programs:
Business Administration, Management (USC Aiken)
Business Administration, Accounting (USC Aiken)
Criminal Justice (USC Upstate)
Elementary Education (USC Columbia)
Health Informatics (USC Upstate)
Health Promotion (USC Beaufort)
Hospitality Management (USC Beaufort)
Human Services (USC Beaufort)
Information Management & Systems (USC Upstate)
Information Science (USC Columbia)
Liberal Studies (USC Columbia)
Organizational Leadership (USC Columbia)
RN-BSN (USC Upstate)
Special Education (USC Aiken)

System Partnerships:
BS Business Administration (USC Aiken)
MEd (Early Childhood Education) (USC Upstate)
MEd (Elementary Education) (USC Upstate)

Special Programs:
The Commission of Higher Education officially established the **South Carolina Center for Oral Narration**, as a Center in 1999. In 2016, under new direction, the center changed its name to The Center for Oral Narrative in order to reflect the many programs it hosts. Presently housed in the Arts and Letters building at the University of South Carolina Sumter, the Center serves to document, preserve and present oral histories, oral and digital storytelling, spoken word, and dramatic literatures. It partners with educators, communities, and organizations, to provide programs and activities that enrich lives.

**UNIVERSITY OF SOUTH CAROLINA SUMTER
GENERAL FUNDS SOURCES AND USES SUMMARY**

	FY 2018 PROJECTED		FY 2019 PROPOSED	
<u>REVENUE AND FUNDS SOURCES</u>				
STATE APPROPRIATION				
Appropriation	3,066,468		3,139,573	
Health Insurance Increase	10,014		22,187	
Retirement Increase	25,619		23,954	
Education & General Operating	37,472		148,246	
TOTAL APPROPRIATION	3,139,573	36.92%	3,333,960	38.05%
STUDENT FEES				
Student Fee Base	4,714,830		4,714,830	
Tuition Discounting	379,575		379,575	
Proposed Tuition Increase			131,500	
TOTAL STUDENT FEES	5,094,405	59.91%	5,225,905	59.64%
OTHER SOURCES				
Sales and Service	46,361		30,000	
Local Funds	550,000		550,000	
Transfers - Palmetto College - Recurring	148,500		148,500	
Transfers - Out - PeopleSoft and Banner	(26,000)		(26,000)	
Transfers - Out - Maintenance Projects	(450,000)		(500,000)	
TOTAL OTHER SOURCES	268,861	3.16%	202,500	2.31%
TOTAL REVENUE AND FUNDS SOURCES	8,502,839	100%	8,762,365	100%
	FY 2018 PROJECTED		FY 2019 PROPOSED	
<u>EXPENDITURES AND FUNDS USES</u>				
EXPENDITURE BASE				
Tuition Discounting Increase	8,318,024		8,318,024	
TOTAL EXPENSE CHANGE			0	
EXPENSE CHANGES				
Health Insurance Increase (all funds \$33,300)			31,450	7.08%
Retirement Increase (all funds \$35,000)			34,000	7.65%
FY18 maint. - Paint Nettles Breezeway			(15,000)	-3.38%
FY18 maint. - Paint exterior of Student Union			(25,000)	-5.63%
FY18 maint. - Replace worn carpet in 3 buildings			(50,000)	-11.25%
FY19 maint. - Paint exterior of Business Admin. Bldg.			20,000	4.50%
FY19 maint. - Remove obsolete boilers			30,000	6.75%
FY19 maint. - Replace Campus Signage			150,000	33.76%
Additional Maintenance Projects			161,746	36.40%
Faculty Promotion and other Personnel changes			107,145	24.11%
TOTAL EXPENSE CHANGE			444,341	100%
TOTAL EXPENDITURES AND FUNDS USES	8,318,024		8,762,365	
FY CHANGE IN FUND BALANCE	184,815		0	
BEGINNING FUND BALANCE	3,360,886		3,545,701	
ENDING FUND BALANCE	3,545,701		3,545,701	

UNIVERSITY OF SOUTH CAROLINA SUMTER BUDGET SUMMARY
Statement of Total Current Funds Resources and Uses

	ACTUAL 2017	PROJECTED 2018			PROPOSED 2019				PRELIMINARY 2020			
	TOTAL 2017	Projected Unrestricted	Projected Restricted	TOTAL 2018	Proposed Unrestricted	Proposed Restricted	TOTAL 2019	Percent of Resources or Uses	Proposed Unrestricted	Proposed Restricted	TOTAL 2020	Percent of Resources or Uses
Sources:												
Revenue:												
Tuition and Fees	4,825,280	5,662,193	0	5,662,193	5,812,905	0	5,812,905	32.78%	5,492,288	0	5,492,288	31.05%
State Appropriations	3,066,468	3,139,573	0	3,139,573	3,333,960	0	3,333,960	18.80%	3,333,960	0	3,333,960	18.85%
Grants, Contracts, and Gifts	3,939,246	557,417	3,426,733	3,984,150	558,000	3,330,000	3,888,000	21.93%	556,917	3,376,000	3,932,917	22.24%
Sales and Service of Educ. & Other Sources	189,361	192,027	1,950	193,977	177,000	2,000	179,000	1.01%	177,351	2,000	179,351	1.01%
Sales and Service Auxiliary Enterprises	378,344	386,800	0	386,800	402,000	0	402,000	2.27%	407,000	0	407,000	2.30%
Total	12,398,699	9,938,010	3,428,683	13,366,693	10,283,865	3,332,000	13,615,865	77%	9,967,516	3,378,000	13,345,516	75%
Transfers and Prior Year Balances:												
Net Transfers	83,316	(361,444)	2,200	(359,244)	(372,500)	0	(372,500)	-2.10%	(372,500)	0	(372,500)	-2.11%
Beginning Fund Balance	3,887,311	4,122,480	336,336	4,458,816	4,487,546	0	4,487,546	25.31%	4,714,446	0	4,714,446	26.65%
Total	3,970,627	3,761,036	338,536	4,099,572	4,115,046	0	4,115,046	23%	4,341,946	0	4,341,946	25%
Total Current Resources	16,369,326	13,699,046	3,767,219	17,466,265	14,398,911	3,332,000	17,730,911	100%	14,309,462	3,378,000	17,687,462	100%
Uses:												
Educational and General:												
Instruction	3,556,622	3,481,225	18,500	3,499,725	3,658,604	17,000	3,675,604	28.24%	3,600,000	19,000	3,619,000	28.33%
Research	90,035	2,641	93,000	95,641	3,100	73,000	76,100	0.58%	3,000	82,000	85,000	0.67%
Public Service	5,713	1,794	3,000	4,794	11,600	2,000	13,600	0.10%	11,600	2,000	13,600	0.11%
Academic Support	939,883	1,185,000	0	1,185,000	1,218,550	0	1,218,550	9.36%	1,230,000	0	1,230,000	9.63%
Student Services	1,216,401	1,450,000	0	1,450,000	1,531,830	0	1,531,830	11.77%	1,538,000	0	1,538,000	12.04%
Institutional Support	1,497,320	1,547,000	520,000	2,067,000	1,430,634	615,000	2,045,634	15.72%	1,331,000	615,000	1,946,000	15.23%
Operation and Maintenance of Plant	946,559	667,116	0	667,116	915,147	0	915,147	7.03%	792,360	0	792,360	6.20%
Scholarships and Fellowships	3,263,620	519,724	3,132,719	3,652,443	555,000	2,625,000	3,180,000	24.43%	525,000	2,660,000	3,185,000	24.93%
Total Educational & General Expenditures	11,516,153	8,854,500	3,767,219	12,621,719	9,324,465	3,332,000	12,656,465	97%	9,030,960	3,378,000	12,408,960	97%
Total Auxiliary Enterprises	394,357	357,000	0	357,000	360,000	0	360,000	3%	365,000	0	365,000	3%
Total Current Uses	11,910,510	9,211,500	3,767,219	12,978,719	9,684,465	3,332,000	13,016,465	100%	9,395,960	3,378,000	12,773,960	100%
Ending Fund Balance	4,458,816	4,487,546	0	4,487,546	4,714,446	0	4,714,446		4,913,502	0	4,913,502	

Note:

Excludes Federal Direct Student Loan Funds recorded on the General Ledger as Contracts, Grants & Gifts within Sources and Scholarships within Uses (\$1,600,000 in FY18; \$1,800,000 in FY19; \$1,800,000 in FY20). These funds are excluded from year-end financial statement.

UNIVERSITY OF SOUTH CAROLINA SUMTER BUDGET SUMMARY
Statement of Current Unrestricted Funds Resources and Uses

	ACTUAL 2017	PROJECTED 2018		PROPOSED 2019				PRELIMINARY 2020				
	Total Unrestricted Funds	General	Other	Total Unrestricted Funds	General	Other	Total Unrestricted Funds	Percent of Resources or Uses	General	Other	Total Unrestricted Funds	Percent of Resources or Uses
Resources:												
Revenue:												
Tuition and Fees	4,825,280	5,094,405	567,788	5,662,193	5,225,905	587,000	5,812,905	40.37%	4,913,500	578,788	5,492,288	38.38%
State Appropriations	3,066,468	3,139,573	0	3,139,573	3,333,960	0	3,333,960	23.15%	3,333,960	0	3,333,960	23.30%
Grants, Contracts and Gifts	540,663	550,000	7,417	557,417	550,000	8,000	558,000	3.88%	550,000	6,917	556,917	3.89%
Sales and Service of Educ. & Other Sources	183,125	46,361	145,666	192,027	30,000	147,000	177,000	1.23%	32,000	145,351	177,351	1.24%
Sales and Service of Auxiliary Enterprises	378,344	0	386,800	386,800	0	402,000	402,000	2.79%	0	407,000	407,000	2.84%
Total Unrestricted Revenue	8,993,880	8,830,339	1,107,671	9,938,010	9,139,865	1,144,000	10,283,865	71%	8,829,460	1,138,056	9,967,516	70%
Transfers and Prior Year Balances:												
Net Transfers	62,012	(327,500)	(33,944)	(361,444)	(377,500)	5,000	(372,500)	-2.59%	(377,500)	5,000	(372,500)	-2.60%
Beginning Fund Balance	3,618,596	3,360,886	761,594	4,122,480	3,545,701	941,845	4,487,546	31.17%	3,545,701	1,168,745	4,714,446	32.95%
Total	3,680,608	3,033,386	727,650	3,761,036	3,168,201	946,845	4,115,046	29%	3,168,201	1,173,745	4,341,946	30%
Total Resources	12,674,488	11,863,725	1,835,321	13,699,046	12,308,066	2,090,845	14,398,911	100%	11,997,661	2,311,801	14,309,462	100%
Uses:												
Educational and General:												
Instruction	3,543,762	3,475,000	6,225	3,481,225	3,650,604	8,000	3,658,604	37.78%	3,590,000	10,000	3,600,000	38.31%
Research	10,743	0	2,641	2,641	0	3,100	3,100	0.03%	0	3,000	3,000	0.03%
Public Service	3,831	1,300	494	1,794	10,600	1,000	11,600	0.12%	10,600	1,000	11,600	0.12%
Academic Support	939,883	952,000	233,000	1,185,000	968,550	250,000	1,218,550	12.58%	970,000	260,000	1,230,000	13.09%
Student Services	1,216,401	1,185,000	265,000	1,450,000	1,261,830	270,000	1,531,830	15.82%	1,263,000	275,000	1,538,000	16.37%
Institutional Support	1,165,512	1,540,000	7,000	1,547,000	1,423,634	7,000	1,430,634	14.77%	1,324,000	7,000	1,331,000	14.17%
Operation and Maintenance of Plant	946,575	650,000	17,116	667,116	897,147	18,000	915,147	9.45%	774,360	18,000	792,360	8.43%
Scholarships and Fellowships	330,944	514,724	5,000	519,724	550,000	5,000	555,000	5.73%	520,000	5,000	525,000	5.59%
Total Educational & General Expenditures	8,157,651	8,318,024	536,476	8,854,500	8,762,365	562,100	9,324,465	96%	8,451,960	579,000	9,030,960	96%
Total Auxiliary Enterprises	394,357	0	357,000	357,000	0	360,000	360,000	4%	0	365,000	365,000	4%
Total Uses	8,552,008	8,318,024	893,476	9,211,500	8,762,365	922,100	9,684,465	100%	8,451,960	944,000	9,395,960	100%
Ending Fund Balance	4,122,480	3,545,701	941,845	4,487,546	3,545,701	1,168,745	4,714,446		3,545,701	1,367,801	4,913,502	

UNIVERSITY OF SOUTH CAROLINA SUMTER
FY 2017 ACTUAL UNRESTRICTED CURRENT FUNDS SUMMARY

	A Funds	C Funds	D Funds	E Funds	R Funds	S Funds	TOTAL
<u>RESOURCES:</u>							
<u>Revenue:</u>							
Tuition and Fees	4,335,646	0	177,215	312,419	0	0	4,825,280
State Appropriations	3,066,468	0	0	0	0	0	3,066,468
Grants, Contracts and Gifts	503,667	0	11,604	25,392	0	0	540,663
Sales and Service of Educ. & Other Sources	84,389	0	36,063	62,673	0	0	183,125
Sales and Service of Auxiliary Enterprise	0	378,344	0	0	0	0	378,344
Total	7,990,170	378,344	224,882	400,484	0	0	8,993,880
<u>Transfers:</u>							
Transfers-In	152,500	0	197,983	3,391	7,000	5,000	365,874
Transfers-Out	(39,383)	(7,000)	(197,983)	(59,496)	0	0	(303,862)
Net Transfers	113,117	(7,000)	0	(56,105)	7,000	5,000	62,012
Prior Year's Fund Balance	2,997,033	167,406	1,285	452,807	65	0	3,618,596
TOTAL RESOURCES	11,100,320	538,750	226,167	797,186	7,065	5,000	12,674,488
<u>USES:</u>							
<u>Educational and General Expenditures:</u>							
Instruction	3,532,097	0	0	11,665	0	0	3,543,762
Research	0	0	0	10,743	0	0	10,743
Public Service	3,277	0	0	554	0	0	3,831
Academic Support	786,165	0	0	153,718	0	0	939,883
Student Services	1,003,584	0	212,742	75	0	0	1,216,401
Institutional Support	1,160,578	0	0	0	4,934	0	1,165,512
Operation and Maintenance of Plant	927,789	0	0	18,786	0	0	946,575
Scholarships and Fellowships	325,944	0	0	0	0	5,000	330,944
Total	7,739,434	0	212,742	195,541	4,934	5,000	8,157,651
Auxiliary Expenditures	0	394,357	0	0	0	0	394,357
TOTAL USES	7,739,434	394,357	212,742	195,541	4,934	5,000	8,552,008
<u>Fund Balance</u>	3,360,886	144,393	13,425	601,645	2,131	0	4,122,480

Note: Based on FY2017 Final Post-Close.

UNIVERSITY OF SOUTH CAROLINA SUMTER
FY 2018 PROJECTED UNRESTRICTED CURRENT FUNDS SUMMARY

	A Funds	C Funds	D Funds	E Funds	R Funds	S Funds	TOTAL
<u>RESOURCES:</u>							
<u>Revenue:</u>							
Tuition and Fees	5,094,405	0	227,788	340,000	0	0	5,662,193
State Appropriations	3,139,573	0	0	0	0	0	3,139,573
Grants, Contracts and Gifts	550,000	0	6,917	0	500	0	557,417
Sales and Service of Educ. & Other Sources	46,361	0	58,351	87,000	315	0	192,027
Sales and Service of Auxiliary Enterprise	0	386,800	0	0	0	0	386,800
Total	8,830,339	386,800	293,056	427,000	815	0	9,938,010
<u>Transfers:</u>							
Transfers-In	148,500	0	0	0	7,000	5,000	160,500
Transfers-Out	(476,000)	(7,000)	0	(38,944)	0	0	(521,944)
Net Transfers	(327,500)	(7,000)	0	(38,944)	7,000	5,000	(361,444)
Prior Year's Fund Balance	3,360,886	144,393	13,425	601,645	2,131	0	4,122,480
TOTAL RESOURCES	11,863,725	524,193	306,481	989,701	9,946	5,000	13,699,046
<u>USES:</u>							
<u>Educational and General Expenditures:</u>							
Instruction	3,475,000	0	0	6,225	0	0	3,481,225
Research	0	0	0	2,641	0	0	2,641
Public Service	1,300	0	0	494	0	0	1,794
Academic Support	952,000	0	0	233,000	0	0	1,185,000
Student Services	1,185,000	0	265,000	0	0	0	1,450,000
Institutional Support	1,540,000	0	0	0	7,000	0	1,547,000
Operation and Maintenance of Plant	650,000	0	0	17,116	0	0	667,116
Scholarships and Fellowships	514,724	0	0	0	0	5,000	519,724
Total	8,318,024	0	265,000	259,476	7,000	5,000	8,854,500
Auxiliary Expenditures	0	357,000	0	0	0	0	357,000
TOTAL USES	8,318,024	357,000	265,000	259,476	7,000	5,000	9,211,500
<u>Fund Balance</u>	3,545,701	167,193	41,481	730,225	2,946	0	4,487,546

UNIVERSITY OF SOUTH CAROLINA SUMTER
FY 2019 PROPOSED UNRESTRICTED CURRENT FUNDS SUMMARY

	A Funds	C Funds	D Funds	E Funds	R Funds	S Funds	TOTAL
<u>RESOURCES:</u>							
<u>Revenue:</u>							
Tuition and Fees	5,225,905	0	237,000	350,000	0	0	5,812,905
State Appropriations	3,333,960	0	0	0	0	0	3,333,960
Grants, Contracts and Gifts	550,000	0	8,000	0	0	0	558,000
Sales and Service of Educ. & Other Sources	30,000	0	60,000	87,000	0	0	177,000
Sales and Service of Auxiliary Enterprise	0	402,000	0	0	0	0	402,000
Total	9,139,865	402,000	305,000	437,000	0	0	10,283,865
<u>Transfers:</u>							
Transfers-In	148,500	0	0	0	7,000	5,000	160,500
Transfers-Out	(526,000)	(7,000)	0	0	0	0	(533,000)
Net Transfers	(377,500)	(7,000)	0	0	7,000	5,000	(372,500)
Prior Year's Fund Balance	3,545,701	167,193	41,481	730,225	2,946	0	4,487,546
TOTAL RESOURCES	12,308,066	562,193	346,481	1,167,225	9,946	5,000	14,398,911
<u>USES:</u>							
<u>Educational and General Expenditures:</u>							
Instruction	3,650,604	0	0	8,000	0	0	3,658,604
Research	0	0	0	3,100	0	0	3,100
Public Service	10,600	0	0	1,000	0	0	11,600
Academic Support	968,550	0	0	250,000	0	0	1,218,550
Student Services	1,261,830	0	270,000	0	0	0	1,531,830
Institutional Support	1,423,634	0	0	0	7,000	0	1,430,634
Operation and Maintenance of Plant	897,147	0	0	18,000	0	0	915,147
Scholarships and Fellowships	550,000	0	0	0	0	5,000	555,000
Total	8,762,365	0	270,000	280,100	7,000	5,000	9,324,465
Auxiliary Expenditures	0	360,000	0	0	0	0	360,000
TOTAL USES	8,762,365	360,000	270,000	280,100	7,000	5,000	9,684,465
Fund Balance	3,545,701	202,193	76,481	887,125	2,946	0	4,714,446

Notes: Initial line item expenditure budget will balance in total, but may not match at the program (class) level. The current system allows multiple class codes to be assigned within a single department.

UNIVERSITY OF SOUTH CAROLINA SUMTER
FY 2020 PRELIMINARY UNRESTRICTED CURRENT FUNDS SUMMARY

	A Funds	C Funds	D Funds	E Funds	R Funds	S Funds	TOTAL
<u>RESOURCES:</u>							
<u>Revenue:</u>							
Tuition and Fees	4,913,500	0	227,788	351,000	0	0	5,492,288
State Appropriations	3,333,960	0	0	0	0	0	3,333,960
Grants, Contracts and Gifts	550,000	0	6,917	0	0	0	556,917
Sales and Service of Educ. & Other Sources	32,000	0	58,351	87,000	0	0	177,351
Sales and Service of Auxiliary Enterprise	0	407,000	0	0	0	0	407,000
Total	8,829,460	407,000	293,056	438,000	0	0	9,967,516
<u>Transfers:</u>							
Transfers-In	148,500	0	0	0	7,000	5,000	160,500
Transfers-Out	(526,000)	(7,000)	0	0	0	0	(533,000)
Net Transfers	(377,500)	(7,000)	0	0	7,000	5,000	(372,500)
Prior Year's Fund Balance	3,545,701	202,193	76,481	887,125	2,946	0	4,714,446
TOTAL RESOURCES	11,997,661	602,193	369,537	1,325,125	9,946	5,000	14,309,462
<u>USES:</u>							
<u>Educational and General Expenditures:</u>							
Instruction	3,590,000	0	0	10,000	0	0	3,600,000
Research	0	0	0	3,000	0	0	3,000
Public Service	10,600	0	0	1,000	0	0	11,600
Academic Support	970,000	0	0	260,000	0	0	1,230,000
Student Services	1,263,000	0	275,000	0	0	0	1,538,000
Institutional Support	1,324,000	0	0	0	7,000	0	1,331,000
Operation and Maintenance of Plant	774,360	0	0	18,000	0	0	792,360
Scholarships and Fellowships	520,000	0	0	0	0	5,000	525,000
Total	8,451,960	0	275,000	292,000	7,000	5,000	9,030,960
Auxiliary Expenditures	0	365,000	0	0	0	0	365,000
TOTAL USES	8,451,960	365,000	275,000	292,000	7,000	5,000	9,395,960
Fund Balance	3,545,701	237,193	94,537	1,033,125	2,946	0	4,913,502

UNIVERSITY OF SOUTH CAROLINA SUMTER BUDGET SUMMARY
Statement of Restricted Funds Resources and Uses

	ACTUAL 2017	PROJ 2018	PROPOSED 2019		PRELIMINARY 2020	
	Actual Restricted	Projected Restricted	Proposed Restricted	Percent of Resources or Uses	Proposed Restricted	Percent of Resources or Uses
Sources:						
Revenue:						
Tuition and Fees	0	0	0	0.00%	0	0.00%
State Appropriations	0	0	0	0.00%	0	0.00%
Federal Grants and Contracts	1,525,381	1,300,000	1,150,000	34.51%	1,175,000	34.78%
State Grants and Contracts	1,720,862	1,954,403	2,130,000	63.93%	2,150,000	63.65%
Local Grants and Contracts	0	0	0	0.00%	0	0.00%
Non-Governmental Grants and Contracts	(319)	0	2,000	0.06%	2,000	0.06%
Private Gifts	152,659	172,330	48,000	1.44%	49,000	1.45%
Endowment Income	3,649	1,600	1,650	0.05%	1,625	0.05%
Interest Income	387	350	350	0.01%	375	0.01%
Other Sources	2,200	0	0	0.00%	0	0.00%
Total	3,404,819	3,428,683	3,332,000	100%	3,378,000	100%
Transfers and Prior Year Balances:						
Net Transfers	21,304	2,200	0	0%	0	0%
Beginning Fund Balance	268,715	336,336	0	0%	0	0%
Total	290,019	338,536	0	0%	0	0%
Total Current Resources	3,694,838	3,767,219	3,332,000	100%	3,378,000	100%
Uses:						
Educational and General:						
Instruction	12,860	18,500	17,000	0.51%	19,000	0.56%
Research	79,292	93,000	73,000	2.19%	82,000	2.43%
Public Service	1,882	3,000	2,000	0.06%	2,000	0.06%
Academic Support	0	0	0	0.00%	0	0.00%
Student Services	0	0	0	0.00%	0	0.00%
Institutional Support	331,808	520,000	615,000	18.46%	615,000	18.21%
Operation and Maintenance of Plant	(16)	0	0	0.00%	0	0.00%
Scholarships and Fellowships	2,932,676	3,132,719	2,625,000	78.78%	2,660,000	78.74%
Total Educational & General Expenditures	3,358,502	3,767,219	3,332,000	100%	3,378,000	100%
Total Current Uses	3,358,502	3,767,219	3,332,000	100%	3,378,000	100%
Ending Fund Balance	336,336	0	0		0	

Note:

Excludes Federal Direct Student Loan Funds recorded on the General Ledger as Federal Grants & Contracts within Sources and Scholarships within Uses (\$1,600,000 in FY18; \$1,800,000 in FY19; \$1,800,000 in FY20). These funds are excluded from year-end financial statement.

**UNIVERSITY OF SOUTH CAROLINA SUMTER
FY 2018 SCHEDULE OF DESIGNATED FUNDS**

	ACTUAL 2017	PROJECTED 2018	PROPOSED 2019	PRELIMINARY 2020
Revenue	0	815	0	0
Expenditures				
Institutional Support	4,934	7,000	7,000	7,000
Total	4,934	7,000	7,000	7,000
Non-Mandatory Transfers				
Transfer-In from Bookstore	7,000	7,000	7,000	7,000
Other Non-Mandatory Transfers	0	0	0	0
Total	7,000	7,000	7,000	7,000
Change in Fund Balance	2,066	815	0	0
Beginning Fund Balance	65	2,131	2,946	2,946
Ending Fund Balance	2,131	2,946	2,946	2,946

**UNIVERSITY OF SOUTH CAROLINA SUMTER
FY 2018 BUDGET SUMMARY OF AUXILIARY FUNDS**

	ACTUAL 2017	PROJECTED 2018	PROPOSED 2019	PRELIMINARY 2020
Revenue				
Bookstore	260,237	265,000	270,000	272,000
Food Service	117,939	121,800	132,000	135,000
Other	168	0	0	0
Total	378,344	386,800	402,000	407,000
Expenditures				
Bookstore	295,577	255,000	257,000	260,000
Food Service	98,649	102,000	103,000	105,000
Other	130			
Total	394,356	357,000	360,000	365,000
Non-Mandatory Transfers (net)				
Bookstore	(7,000)	(7,000)	(7,000)	(7,000)
Total	(7,000)	(7,000)	(7,000)	(7,000)
Total Expenditures and Transfers	(401,356)	(364,000)	(367,000)	(372,000)
Net Revenue (after Expenditures and Transfers)				
Bookstore	(42,340)	3,000	6,000	5,000
Food Service	19,290	19,800	29,000	30,000
Other	38	0	0	0
Total	(23,012)	22,800	35,000	35,000
Fund Balance				
Bookstore	132,641	135,641	141,641	146,641
Food Service	11,072	30,872	59,872	89,872
Other	680	680	680	680
TOTAL AUXILIARY ENDING FUND BALANCE	144,393	167,193	202,193	237,193

**UNIVERSITY OF SOUTH CAROLINA SUMTER
FY 2018 SOURCES AND USES OF LOCAL FUNDS**

<u>Sources:</u>	ACTUAL 2017	PROJECTED 2018	PROPOSED 2019
Mid-Carolina Commission for Higher Education	543,667	590,000	590,000
Total	543,667	590,000	590,000
<u>Uses:</u>			
Physical Plant	503,667	550,000	550,000
Dining Operations	40,000	40,000	40,000
Total	543,667	590,000	590,000

Notes:

Local government funding is paid through Mid-Carolina Commission for Higher Education.
Sumter County increased the millage to the USC Sumter from 1% to 2% for 2017.

**CAPSULE OF PERFORMANCE DATA
USC UNION**

Fall Enrollment	Fall 2016	Fall 2017
Total Students:		
Full-Time	249	288
Part-Time	590	615
Total Fall Enrollment*	839	903
*Only undergraduates		
Full-Time Equivalent Students:		
Undergraduate	502	557
Graduate	0	0
Total FTEs	502	557
*FTE - Full-time equivalent students		

Degrees Awarded	FY 15-16	FY 16-17
Total Associate Degrees	50	62

Grant Activity	FY 15-16	FY 16-17
Grant Expenditures by Purpose:		
Research	\$ -	\$ -
Public Service	52,609	31,931
Scholarships	2,253,314	2,421,907
Other	177,713	153,721
Total	\$ 2,483,636	\$ 2,607,559

Full-Time Ranked Faculty	Fall 2016	Fall 2017
Professor	1	1
Associate Professor	2	4
Assistant Professor	7	5
Librarian	0	0
Total	10	10

Source: Office of Institutional Research, Assessment and Analytics.

Location: Union and Laurens, SC
Serves Cherokee, Fairfield, Laurens, Newberry
Chester, York & Union Counties

Departments:
Academic & Student Affairs & Dean's Office

Degrees Offered:

Associate in Arts
Associate in Science

Palmetto College Degree Completion Programs:

Business Administration, Management (USC Aiken)
Business Administration, Accounting (USC Aiken)
Criminal Justice (USC Upstate)
Elementary Education (USC Columbia)
Health Informatics (USC Upstate)
Health Promotion (USC Beaufort)
Hospitality Management (USC Beaufort)
Human Services (USC Beaufort)
Information Management & Systems (USC Upstate)
Information Science (USC Columbia)
Liberal Studies (USC Columbia)
Organizational Leadership (USC Columbia)
RN-BSN (USC Upstate)
Special Education (USC Aiken)

System Partnerships:

Pacer Pathway (USC Aiken)

Special Programs:

USC Union began the **Upcountry Literary Festival** in 2011 as a celebration of the literature, music, and culture of the upcountry of South Carolina and surrounding areas. The annual two-day event showcases a number of nationally and regionally renowned authors, poets, and musical artists. Over the years, USC Union has partnered with state and local government agencies as well as local businesses and private donors to offer this event free to the public.

**UNIVERSITY OF SOUTH CAROLINA UNION
GENERAL FUNDS SOURCES AND USES SUMMARY**

	FY 2018 PROJECTED		FY 2019 PROPOSED	
REVENUE AND FUNDS SOURCES				
STATE APPROPRIATION				
Appropriation	829,695		881,195	
Health Insurance Increase	4,291		9,507	
Retirement Increase	7,060		6,601	
Education & General Operating	40,149		141,849	
One-time Parity	0		500,000	
Technology & Classroom Upgrades (non-recurring)	0		359,000	
TOTAL APPROPRIATION	881,195	20.78%	1,898,152	33.27%
STUDENT FEES				
Student Fee Base	3,101,012		3,101,012	
Tuition Discounting	72,660		93,420	
BMF Changes	0		(23,060)	
Enrollment Increase (Decrease)	0		410,844	
Proposed Tuition Increase	0		66,793	
TOTAL STUDENT FEES	3,173,672	74.84%	3,649,009	63.95%
OTHER SOURCES				
Sales and Service	20,745		20,745	
Local Funds	20,000		20,000	
Transfers - Palmetto College - Recurring	148,500		148,500	
Transfers Out - Misc	(30,386)		(30,386)	
Transfers In - Misc	27,079		0	
TOTAL OTHER SOURCES	185,938	4.38%	158,859	2.78%
TOTAL REVENUE AND FUNDS SOURCES	4,240,805	100%	5,706,020	100%

	FY 2018 PROJECTED		FY 2019 PROPOSED	
EXPENDITURES AND FUNDS USES				
EXPENDITURE BASE				
Tuition Discounting Increase	4,222,023		4,222,023	
			20,760	
			4,242,783	
EXPENSE CHANGES				
Health Insurance Increase (all funds \$18,500)			17,760	1.55%
Retirement Increase (all funds \$20,500)			20,000	1.75%
Classroom Technology & Equipment Upgrades			359,000	31.40%
Additional Faculty (Tenured Track)			126,000	11.02%
Admissions Recruiters			86,678	7.58%
Additional Faculty (Adjunct)			70,000	6.12%
Nursing Program Administrator Salary & Fringe			67,500	5.90%
New Computer Rotation			50,000	4.37%
Palmetto Classroom Upgrades			50,000	4.37%
Maintenance & Security Staff			42,000	3.67%
Disabilities & Counseling Director Salary & Fringe			30,375	2.66%
Educational Supplies			30,000	2.62%
Additional Vehicle for Recruiting			30,000	2.62%
4% Institutional Fee Waivers			25,000	2.19%
Academic Success Programming			25,000	2.19%
Security System Upgrades			25,000	2.19%
Faculty Research & Scholarship			20,000	1.75%
Faculty Promotions			10,000	0.87%
Academic & Instructional Support			10,000	0.87%
Student Study Abroad Program			10,000	0.87%
Student Research			10,000	0.87%
Annual Leave Payout (Staff Retirement)			9,500	0.83%
Utilities			8,000	0.70%
Academic Affairs Support Staff (PT to FT)			7,000	0.61%
Advertising, Marketing & Development Expenses			4,516	0.39%
TOTAL EXPENSE CHANGE			1,143,329	100.00%
TOTAL EXPENDITURES AND FUNDS USES	4,222,023		5,386,112	
FY CHANGE IN FUND BALANCE	18,782		319,908	
BEGINNING FUND BALANCE	950,417		969,199	
ENDING FUND BALANCE	969,199		1,289,107	

UNIVERSITY OF SOUTH CAROLINA UNION BUDGET SUMMARY
Statement of Total Current Funds Resources and Uses

	ACTUAL 2017	PROJECTED 2018		PROPOSED 2019				PRELIMINARY 2020				
	TOTAL 2017	Projected Unrestricted	Projected Restricted	TOTAL 2018	Proposed Unrestricted	Proposed Restricted	TOTAL 2019	Percent of Resources or Uses	Proposed Unrestricted	Proposed Restricted	TOTAL 2020	Percent of Resources or Uses
Sources:												
Revenue:												
Tuition and Fees	2,710,421	3,446,172	0	3,446,172	3,952,409	0	3,952,409	36.86%	3,952,409	0	3,952,409	38.71%
State Appropriations	829,695	881,195	0	881,195	1,898,152	0	1,898,152	17.70%	1,039,152	0	1,039,152	10.18%
Grants, Contracts, and Gifts	2,604,127	39,800	3,344,474	3,384,274	57,500	3,513,226	3,570,726	33.30%	57,500	3,513,226	3,570,726	34.98%
Sales and Service of Educ. & Other Sources	25,279	38,825	0	38,825	49,345	0	49,345	0.46%	49,345	0	49,345	0.48%
Sales and Service Auxiliary Enterprises	229,873	144,324	0	144,324	160,000	0	160,000	1.49%	175,000	0	175,000	1.71%
Total	6,399,395	4,550,316	3,344,474	7,894,790	6,117,406	3,513,226	9,630,632	90%	5,273,406	3,513,226	8,786,632	86%
Transfers and Prior Year Balances:												
Net Transfers	120,722	124,986	(1,500)	123,486	92,507	(1,500)	91,007	0.85%	92,507	(1,500)	91,007	0.89%
Beginning Fund Balance	1,172,718	979,118	25,252	1,004,370	1,001,760	0	1,001,760	9.34%	1,331,608	0	1,331,608	13.04%
Total	1,293,440	1,104,104	23,752	1,127,856	1,094,267	(1,500)	1,092,767	10%	1,424,115	(1,500)	1,422,615	14%
Total Current Resources	7,692,835	5,654,420	3,368,226	9,022,646	7,211,673	3,511,726	10,723,399	100%	6,697,521	3,511,726	10,209,247	100%
Uses:												
Educational and General:												
Instruction	1,924,942	2,226,550	197,555	2,424,105	2,643,210	212,913	2,856,123	30.41%	2,603,750	212,913	2,816,663	31.42%
Research	21,745	21,822	0	21,822	3,500	0	3,500	0.04%	3,500	0	3,500	0.04%
Public Service	37,148	1,396	36,086	37,482	1,500	36,086	37,586	0.40%	1,500	36,086	37,586	0.42%
Academic Support	574,425	664,027	0	664,027	1,169,449	0	1,169,449	12.45%	760,449	0	760,449	8.48%
Student Services	537,590	594,115	0	594,115	771,474	0	771,474	8.21%	798,914	0	798,914	8.91%
Institutional Support	527,124	580,108	20,939	601,047	582,666	20,938	603,604	6.43%	615,624	20,938	636,562	7.10%
Operation and Maintenance of Plant	415,583	348,240	0	348,240	458,036	0	458,036	4.88%	403,036	0	403,036	4.50%
Scholarships and Fellowships	2,429,507	73,820	3,113,646	3,187,466	94,730	3,241,789	3,336,519	35.53%	94,730	3,241,789	3,336,519	37.22%
Total Educational & General Expenditures	6,468,064	4,510,078	3,368,226	7,878,304	5,724,565	3,511,726	9,236,291	98%	5,281,503	3,511,726	8,793,229	98%
Total Auxiliary Enterprises	220,401	142,582	0	142,582	155,500	0	155,500	2%	170,000	0	170,000	2%
Total Current Uses	6,688,465	4,652,660	3,368,226	8,020,886	5,880,065	3,511,726	9,391,791	100%	5,451,503	3,511,726	8,963,229	100%
Ending Fund Balance	1,004,370	1,001,760	0	1,001,760	1,331,608	0	1,331,608		1,246,018	0	1,246,018	

Note:

Excludes Federal Direct Student Loan Funds recorded on the General Ledger as Grants, Contracts & Gifts within Sources and Scholarships within Uses (\$1,378,566 in FY18; \$1,447,494 in FY19; \$1,447,494 in FY20). These funds are excluded from year-end financial statement.

UNIVERSITY OF SOUTH CAROLINA UNION BUDGET SUMMARY
Statement of Current Unrestricted Funds Resources and Uses

	ACTUAL 2017	PROJECTED 2018		PROPOSED 2019				PRELIMINARY 2020				
	Total Unrestricted Funds	General	Other	Total Unrestricted Funds	General	Other	Total Unrestricted Funds	Percent of Resources or Uses	General	Other	Total Unrestricted Funds	Percent of Resources or Uses
Resources:												
Revenue:												
Tuition and Fees	2,710,421	3,173,672	272,500	3,446,172	3,649,009	303,400	3,952,409	54.81%	3,649,009	303,400	3,952,409	59.01%
State Appropriations	829,695	881,195	0	881,195	1,898,152	0	1,898,152	26.32%	1,039,152	0	1,039,152	15.52%
Grants, Contracts and Gifts	65,917	20,000	19,800	39,800	20,000	37,500	57,500	0.80%	20,000	37,500	57,500	0.86%
Sales and Service of Educ. & Other Sources	25,279	20,745	18,080	38,825	20,745	28,600	49,345	0.68%	20,745	28,600	49,345	0.74%
Sales and Service of Auxiliary Enterprises	229,873	0	144,324	144,324	0	160,000	160,000	2.22%	0	175,000	175,000	2.61%
Total Unrestricted Revenue	3,861,185	4,095,612	454,704	4,550,316	5,587,906	529,500	6,117,406	85%	4,728,906	544,500	5,273,406	79%
Transfers and Prior Year Balances:												
Net Transfers	132,935	145,193	(20,207)	124,986	118,114	(25,607)	92,507	1.28%	118,114	(25,607)	92,507	1.38%
Beginning Fund Balance	1,065,904	950,417	28,701	979,118	969,199	32,561	1,001,760	13.89%	1,289,107	42,501	1,331,608	19.88%
Total	1,198,839	1,095,610	8,494	1,104,104	1,087,313	6,954	1,094,267	15%	1,407,221	16,894	1,424,115	21%
Total Resources	5,060,024	5,191,222	463,198	5,654,420	6,675,219	536,454	7,211,673	100%	6,136,127	561,394	6,697,521	100%
Uses:												
Educational and General:												
Instruction	1,805,299	2,225,126	1,424	2,226,550	2,640,710	2,500	2,643,210	44.95%	2,601,250	2,500	2,603,750	47.76%
Research	21,745	0	21,822	21,822	0	3,500	3,500	0.06%	0	3,500	3,500	0.06%
Public Service	5,217	0	1,396	1,396	0	1,500	1,500	0.03%	0	1,500	1,500	0.03%
Academic Support	574,425	573,493	90,534	664,027	1,063,106	106,343	1,169,449	19.89%	654,106	106,343	760,449	13.95%
Student Services	537,590	451,586	142,529	594,115	580,364	191,110	771,474	13.12%	605,364	193,550	798,914	14.65%
Institutional Support	493,046	556,108	24,000	580,108	555,666	27,000	582,666	9.91%	588,124	27,500	615,624	11.29%
Operation and Maintenance of Plant	415,583	348,240	0	348,240	458,036	0	458,036	7.79%	403,036	0	403,036	7.39%
Scholarships and Fellowships	7,600	67,470	6,350	73,820	88,230	6,500	94,730	1.61%	88,230	6,500	94,730	1.74%
Total Educational & General Expenditures	3,860,505	4,222,023	288,055	4,510,078	5,386,112	338,453	5,724,565	97%	4,940,110	341,393	5,281,503	97%
Total Auxiliary Enterprises	220,401	0	142,582	142,582	0	155,500	155,500	3%	0	170,000	170,000	3%
Total Uses	4,080,906	4,222,023	430,637	4,652,660	5,386,112	493,953	5,880,065	100%	4,940,110	511,393	5,451,503	100%
Ending Fund Balance	979,118	969,199	32,561	1,001,760	1,289,107	42,501	1,331,608		1,196,017	50,001	1,246,018	

UNIVERSITY OF SOUTH CAROLINA UNION
FY 2017 ACTUAL UNRESTRICTED CURRENT FUNDS SUMMARY

	A Funds	C Funds	D Funds	E Funds	R Funds	S Funds	TOTAL
<u>RESOURCES:</u>							
<u>Revenue:</u>							
Tuition and Fees	2,572,085	0	18,290	120,046	0	0	2,710,421
State Appropriations	829,695	0	0	0	0	0	829,695
Grants, Contracts and Gifts	52,587	0	12,055	1,275	0	0	65,917
Sales and Service of Educ. & Other Sources	16,906	0	1,485	6,888	0	0	25,279
Sales and Service of Auxiliary Enterprise	0	229,873	0	0	0	0	229,873
Total	3,471,273	229,873	31,830	128,209	0	0	3,861,185
<u>Transfers:</u>							
Transfers-In	200,150	0	1,601	12,213	2,274	7,600	223,838
Transfers-Out	(44,707)	(2,274)	(4,201)	(39,721)	0	0	(90,903)
Net Transfers	155,443	(2,274)	(2,600)	(27,508)	2,274	7,600	132,935
Prior Year's Fund Balance	928,681	(2,485)	18,959	119,969	780	0	1,065,904
TOTAL RESOURCES	4,555,397	225,114	48,189	220,670	3,054	7,600	5,060,024
<u>USES:</u>							
<u>Educational and General Expenditures:</u>							
Instruction	1,803,373	0	0	1,926	0	0	1,805,299
Research	0	0	0	21,745	0	0	21,745
Public Service	0	0	0	5,217	0	0	5,217
Academic Support	454,037	0	0	120,388	0	0	574,425
Student Services	492,664	0	44,173	753	0	0	537,590
Institutional Support	439,323	0	0	50,713	3,010	0	493,046
Operation and Maintenance of Plant	415,583	0	0	0	0	0	415,583
Scholarships and Fellowships	0	0	0	0	0	7,600	7,600
Total	3,604,980	0	44,173	200,742	3,010	7,600	3,860,505
Auxiliary Expenditures	0	220,401	0	0	0	0	220,401
TOTAL USES	3,604,980	220,401	44,173	200,742	3,010	7,600	4,080,906
<u>Fund Balance</u>	950,417	4,713	4,016	19,928	44	0	979,118

Note: Based on FY2017 Final Post-Close.

UNIVERSITY OF SOUTH CAROLINA UNION
FY 2018 PROJECTED UNRESTRICTED CURRENT FUNDS SUMMARY

	A Funds	C Funds	D Funds	E Funds	R Funds	S Funds	TOTAL
<u>RESOURCES:</u>							
<u>Revenue:</u>							
Tuition and Fees	3,173,672	0	97,500	175,000	0	0	3,446,172
State Appropriations	881,195	0	0	0	0	0	881,195
Grants, Contracts and Gifts	20,000	0	17,000	2,800	0	0	39,800
Sales and Service of Educ. & Other Sources	20,745	0	4,800	13,280	0	0	38,825
Sales and Service of Auxiliary Enterprise	0	144,324	0	0	0	0	144,324
Total	4,095,612	144,324	119,300	191,080	0	0	4,550,316
<u>Transfers:</u>							
Transfers-In	175,579	0	82,368	2,750	1,456	6,350	268,503
Transfers-Out	(30,386)	(1,456)	(84,618)	(27,057)	0	0	(143,517)
Net Transfers	145,193	(1,456)	(2,250)	(24,307)	1,456	6,350	124,986
Prior Year's Fund Balance	950,417	4,713	4,016	19,928	44	0	979,118
TOTAL RESOURCES	5,191,222	147,581	121,066	186,701	1,500	6,350	5,654,420
<u>USES:</u>							
<u>Educational and General Expenditures:</u>							
Instruction	2,225,126	0	0	1,424	0	0	2,226,550
Research	0	0	0	21,822	0	0	21,822
Public Service	0	0	0	1,396	0	0	1,396
Academic Support	573,493	0	0	90,534	0	0	664,027
Student Services	451,586	0	113,506	29,023	0	0	594,115
Institutional Support	556,108	0	0	22,500	1,500	0	580,108
Operation and Maintenance of Plant	348,240	0	0	0	0	0	348,240
Scholarships and Fellowships	67,470	0	0	0	0	6,350	73,820
Total	4,222,023	0	113,506	166,699	1,500	6,350	4,510,078
Auxiliary Expenditures	0	142,582	0	0	0	0	142,582
TOTAL USES	4,222,023	142,582	113,506	166,699	1,500	6,350	4,652,660
<u>Fund Balance</u>	969,199	4,999	7,560	20,002	0	0	1,001,760

UNIVERSITY OF SOUTH CAROLINA UNION
FY 2019 PROPOSED UNRESTRICTED CURRENT FUNDS SUMMARY

	A Funds	C Funds	D Funds	E Funds	R Funds	S Funds	TOTAL
<u>RESOURCES:</u>							
<u>Revenue:</u>							
Tuition and Fees	3,649,009	0	117,200	186,200	0	0	3,952,409
State Appropriations	1,898,152	0	0	0	0	0	1,898,152
Grants, Contracts and Gifts	20,000	0	34,000	3,500	0	0	57,500
Sales and Service of Educ. & Other Sources	20,745	0	9,600	19,000	0	0	49,345
Sales and Service of Auxiliary Enterprise	0	160,000	0	0	0	0	160,000
Total	5,587,906	160,000	160,800	208,700	0	0	6,117,406
<u>Transfers:</u>							
Transfers-In	148,500	0	90,768	0	2,000	6,500	247,768
Transfers-Out	(30,386)	(2,000)	(93,018)	(29,857)	0	0	(155,261)
Net Transfers	118,114	(2,000)	(2,250)	(29,857)	2,000	6,500	92,507
Prior Year's Fund Balance	969,199	4,999	7,560	20,002	0	0	1,001,760
TOTAL RESOURCES	6,675,219	162,999	166,110	198,845	2,000	6,500	7,211,673
<u>USES:</u>							
<u>Educational and General Expenditures:</u>							
Instruction	2,640,710	0	0	2,500	0	0	2,643,210
Research	0	0	0	3,500	0	0	3,500
Public Service	0	0	0	1,500	0	0	1,500
Academic Support	1,063,106	0	0	106,343	0	0	1,169,449
Student Services	580,364	0	156,110	35,000	0	0	771,474
Institutional Support	555,666	0	0	25,000	2,000	0	582,666
Operation and Maintenance of Plant	458,036	0	0	0	0	0	458,036
Scholarships and Fellowships	88,230	0	0	0	0	6,500	94,730
Total	5,386,112	0	156,110	173,843	2,000	6,500	5,724,565
Auxiliary Expenditures	0	155,500	0	0	0	0	155,500
TOTAL USES	5,386,112	155,500	156,110	173,843	2,000	6,500	5,880,065
Fund Balance	1,289,107	7,499	10,000	25,002	0	0	1,331,608

Notes: Initial line item expenditure budget will balance in total, but may not match at the program (class) level. The current system allows multiple class codes to be assigned within a single department.

UNIVERSITY OF SOUTH CAROLINA UNION
FY 2020 PRELIMINARY UNRESTRICTED CURRENT FUNDS SUMMARY

	A Funds	C Funds	D Funds	E Funds	R Funds	S Funds	TOTAL
<u>RESOURCES:</u>							
<u>Revenue:</u>							
Tuition and Fees	3,649,009	0	117,200	186,200	0	0	3,952,409
State Appropriations	1,039,152	0	0	0	0	0	1,039,152
Grants, Contracts and Gifts	20,000	0	34,000	3,500	0	0	57,500
Sales and Service of Educ. & Other Sources	20,745	0	9,600	19,000	0	0	49,345
Sales and Service of Auxiliary Enterprise	0	175,000	0	0	0	0	175,000
Total	4,728,906	175,000	160,800	208,700	0	0	5,273,406
<u>Transfers:</u>							
Transfers-In	148,500	0	90,768	0	2,500	6,500	248,268
Transfers-Out	(30,386)	(2,500)	(93,018)	(29,857)	0	0	(155,761)
Net Transfers	118,114	(2,500)	(2,250)	(29,857)	2,500	6,500	92,507
Prior Year's Fund Balance	1,289,107	7,499	10,000	25,002	0	0	1,331,608
TOTAL RESOURCES	6,136,127	179,999	168,550	203,845	2,500	6,500	6,697,521
<u>USES:</u>							
<u>Educational and General Expenditures:</u>							
Instruction	2,601,250	0	0	2,500	0	0	2,603,750
Research	0	0	0	3,500	0	0	3,500
Public Service	0	0	0	1,500	0	0	1,500
Academic Support	654,106	0	0	106,343	0	0	760,449
Student Services	605,364	0	158,550	35,000	0	0	798,914
Institutional Support	588,124	0	0	25,000	2,500	0	615,624
Operation and Maintenance of Plant	403,036	0	0	0	0	0	403,036
Scholarships and Fellowships	88,230	0	0	0	0	6,500	94,730
Total	4,940,110	0	158,550	173,843	2,500	6,500	5,281,503
Auxiliary Expenditures	0	170,000	0	0	0	0	170,000
TOTAL USES	4,940,110	170,000	158,550	173,843	2,500	6,500	5,451,503
Fund Balance	1,196,017	9,999	10,000	30,002	0	0	1,246,018

UNIVERSITY OF SOUTH CAROLINA UNION BUDGET SUMMARY
Statement of Restricted Funds Resources and Uses

	ACTUAL 2017	PROJ 2018	PROPOSED 2019		PRELIMINARY 2020	
	Actual Restricted	Projected Restricted	Proposed Restricted	Percent of Resources or Uses	Proposed Restricted	Percent of Resources or Uses
Sources:						
Revenue:						
Tuition and Fees	0	0	0	0.00%	0	0.00%
State Appropriations	0	0	0	0.00%	0	0.00%
Federal Grants and Contracts	913,107	1,139,434	1,196,406	34.07%	1,196,406	34.07%
State Grants and Contracts	1,531,516	2,058,102	2,169,882	61.79%	2,169,882	61.79%
Local Grants and Contracts	25,365	68,488	68,488	1.95%	68,488	1.95%
Non-Governmental Grants and Contracts	0	0	0	0.00%	0	0.00%
Private Gifts	68,222	78,450	78,450	2.23%	78,450	2.23%
Endowment Income	0	0	0	0.00%	0	0.00%
Interest Income	0	0	0	0.00%	0	0.00%
Other Sources	0	0	0	0.00%	0	0.00%
Total	2,538,210	3,344,474	3,513,226	100%	3,513,226	100%
Transfers and Prior Year Balances:						
Net Transfers	(12,213)	(1,500)	(1,500)	0%	(1,500)	0%
Beginning Fund Balance	106,814	25,252	0	0%	0	0%
Total	94,601	23,752	(1,500)	0%	(1,500)	0%
Total Current Resources	2,632,811	3,368,226	3,511,726	100%	3,511,726	100%
Uses:						
Educational and General:						
Instruction	119,643	197,555	212,913	6.06%	212,913	6.06%
Research	0	0	0	0.00%	0	0.00%
Public Service	31,931	36,086	36,086	1.03%	36,086	1.03%
Academic Support	0	0	0	0.00%	0	0.00%
Student Services	0	0	0	0.00%	0	0.00%
Institutional Support	34,078	20,939	20,938	0.60%	20,938	0.60%
Operation and Maintenance of Plant	0	0	0	0.00%	0	0.00%
Scholarships and Fellowships	2,421,907	3,113,646	3,241,789	92.31%	3,241,789	92.31%
Total Educational & General Expenditures	2,607,559	3,368,226	3,511,726	100%	3,511,726	100%
Total Current Uses	2,607,559	3,368,226	3,511,726	100%	3,511,726	100%
Ending Fund Balance	25,252	0	0		0	

Note:

Excludes Federal Direct Student Loan Funds recorded on the General Ledger as Federal Grants & Contracts within Sources and Scholarships within Uses (\$1,378,566 in FY18; \$1,447,494 in FY19; \$1,447,494 in FY20). These funds are excluded from year-end financial statement.

**UNIVERSITY OF SOUTH CAROLINA UNION
FY 2019 SCHEDULE OF DESIGNATED FUNDS**

	ACTUAL 2017	PROJECTED 2018	PROPOSED 2019	PRELIMINARY 2020
Revenue	0	0	0	0
Expenditures				
Institutional Support	3,010	1,500	2,000	2,500
Total	3,010	1,500	2,000	2,500
Non-Mandatory Transfers				
Transfer-In from Bookstore	2,274	1,456	2,000	2,500
Other Non-Mandatory Transfers	0	0	0	0
Total	2,274	1,456	2,000	2,500
Change in Fund Balance	(736)	(44)	0	0
Beginning Fund Balance	780	44	0	0
Ending Fund Balance	44	0	0	0

**UNIVERSITY OF SOUTH CAROLINA UNION
FY 2019 BUDGET SUMMARY OF AUXILIARY FUNDS**

	ACTUAL 2017	PROJECTED 2018	PROPOSED 2019	PRELIMINARY 2020
Revenue⁽¹⁾				
Bookstore	229,873	144,324	160,000	175,000
Total	229,873	144,324	160,000	175,000
Expenditures				
Bookstore	220,401	142,582	155,500	170,000
Total	220,401	142,582	155,500	170,000
Non-Mandatory Transfers (net)				
Bookstore	(2,274)	(1,456)	(2,000)	(2,500)
Total	(2,274)	(1,456)	(2,000)	(2,500)
Total Expenditures and Transfers	(222,675)	(144,038)	(157,500)	(172,500)
Net Revenue (after Expenditures and Transfers)				
Bookstore	7,198	286	2,500	2,500
Total	7,198	286	2,500	2,500
Fund Balance				
Bookstore	4,713	4,999	7,499	9,999
TOTAL AUXILIARY ENDING FUND BALANCE	4,713	4,999	7,499	9,999

Notes:

⁽¹⁾ Increase in revenue for 2017 is due to new revenue streams from two area high schools that purchased textbooks from our Bookstore 2018 & 2019 revenue is based on enrollment increase , new revenue streams from athletic programs, and additional sales to area high schools

**UNIVERSITY OF SOUTH CAROLINA UNION
FY 2019 SOURCES AND USES OF LOCAL FUNDS**

<u>Sources:</u>	ACTUAL 2017	PROJECTED 2018	PROPOSED 2019
Union and Laurens Counties received by the U/L CHE	160,441	194,000	194,000
Union and Laurens Counties received directly by the USC Union	9,000	3,062	7,000
Total	169,441	197,062	201,000
<u>Uses:</u>			
Expended by the U/L CHE on Behalf of USC Union	172,413	175,000	175,000
Expended directly by USC Union	22,931	22,000	7,000
Total	195,344	197,000	182,000

Note:

⁽¹⁾ The Union/Laurens Commission for Higher Education provides funds to properly maintain the grounds and buildings. Future plans include landscaping and additional land acquisitions.

- This page intentionally left blank -

UNIVERSITY OF SOUTH CAROLINA

PROPOSED BUDGET for FISCAL YEAR 2018-2019

Table of Contents

I. Budget
Overview

II. Fees

III. USC
Columbia

IV. USC
Medicine

V. Comprehensive
Universities

VI. Palmetto
College

VII. Appendices

APPENDICES

1. Glossary of Budgetary and Accounting Terms
2. Overview of State Budget Process
3. Impact of FY 2018-2019 State Budget Process
4. Overview of Internal Budget Process
5. Summary of Funding Recommendations for FY 2018-2019
6. Unrestricted Net Position
7. OneCarolina Funding
8. Operating Budgets – University President, Board of Trustees Office and Audit & Advisory Services
9. System Summary – FY2019 Total Current Funds
10. Alternate Budget Format
11. State Base Pay Increase and Fringe Benefits History
12. Delegation of Authority to the Administration of the University - Fiscal Year 2018-2019

APPENDIX 1

UNIVERSITY OF SOUTH CAROLINA GLOSSARY OF BUDGET AND ACCOUNTING TERMS

I. FUND CLASSIFICATIONS

Current Funds – Economic resources both unrestricted and restricted available to support the general operations of the University in carrying out its primary mission of instruction, research, and public service. Current funds fall into two major categories – Unrestricted and Restricted.

Unrestricted Funds – Current fund resources received by an institution that have no limitations or stipulations placed on them by external agencies or donors, and that have not been set aside for loans, endowments, or plant. These resources are normally derived from state appropriations, student fees, institutional revenues, and auxiliary operations.

Restricted Funds – Current fund resources received by an institution that have limitations or stipulations placed on their use by external agencies or donors. These resources are normally derived from gifts, grants, and contracts and used predominantly for research and student scholarship activities.

Non-Current Funds – Due to underlying obligations, these funds are specified in purpose and are not available to support the general obligations of the University. These resources include student loan, institutional loan, endowment, unexpended plant, debt service and fixed asset funds.

Activities Classified by Current Fund Group

<u>Fund Group</u>	<u>Unrestricted Activities Included in Group</u>
A Fund	Education and General
B Fund	Student Health, Housing, and Food Services
C Fund	Bookstores, Vending and Concessions, Athletics, and Parking
D Fund	Student Activity Fees
E Fund	Department Generated Self-supporting Activities
R Fund	Board of Trustees' Controlled Funds from Auxiliary Enterprise Operations
S Fund	Student Scholarships and Fellowships

II. REVENUE CLASSIFICATIONS

Tuition and Fees – Revenues collected from students for regular courses provided in the fall, spring, and summer sessions.

State Appropriations – Legislative appropriations received from the State of South Carolina General Fund for the current operations of the University. All State appropriations are assumed to be recurring unless directly linked to a proviso designating them as non-recurring.

Grants, Contracts, and Gifts – Revenues awarded by federal, state, local, non-governmental, and private organizations intended for the current operations of the University.

Sales & Services of Education and Other Sources – Revenues generated primarily from department specific charges for enrichment fees, laboratory fees, sales and services, and other miscellaneous items.

Sales & Services Auxiliary Enterprises – Auxiliary enterprise revenues generated by charges for sales and services and other miscellaneous items.

Non-Mandatory Transfers – Voluntary transfers not required by a legal covenant between fund groups.

Mandatory Transfers – Transfers required by a legal covenant for the payment of principal and interest on bonded debt and loan fund matching.

III. EXPENDITURE CLASSIFICATION

Education and General – Activities that directly support the primary mission of the University to educate the state's diverse citizens through teaching, research and creative activity, and service. These activities include both unrestricted and restricted expenses normally categorized as:

- 1) Instruction – Credit and non-credit courses for academic, occupational, technical and vocational instruction, and for continuing education.
- 2) Research – Costs associated with activities specifically organized to produce research outcomes, commissioned either by external entities or through a separate budget process of an organizational unit within the institution.
- 3) Public Service – Funds expended for activities that are primarily established to provide non-instructional services beneficial to individuals and groups external to the institution.
- 4) Academic Support – Supports the areas of the University that are primarily responsible for instruction, research and public service, to include libraries, computing support, and academic administration.
- 5) Student Services – Funds expended for the admissions office, registrar, student-aid administration, counseling, and other services for the benefit of students.
- 6) Institutional Support – Costs associated with fiscal operations, executive management, personnel services, administrative computing, public relations, development, and campus security.
- 7) Operational and Maintenance of Plant – Funds expended for physical plant administration, building and grounds maintenance, utilities, landscape and grounds maintenance, and major repairs and renovations.
- 8) Scholarships and Fellowships – Expenditures for scholarships and fellowships in the form of outright grants to students selected by the institution and financed in the form of current funds, both restricted and unrestricted.

Auxiliary Enterprises – Self-supporting activities that exist to furnish goods and services to students, faculty, or staff, and charge a fee directly related to, although not necessarily equal to, the cost of the goods or services. These activities include both unrestricted and restricted expenses normally categorized as student health, student housing, food service, bookstore, vending and concessions, athletics, parking, and other services.

IV. FUND BALANCE

Fund Balance – The unexpended resources at the end of any given fiscal year available to support non-recurring activities in the new year.

APPENDIX 2

UNIVERSITY OF SOUTH CAROLINA OVERVIEW OF STATE BUDGET PROCESS

The state or external budget planning process involves the Commission on Higher Education, the Governor, and the General Assembly.

The state budget process begins with a state agency's submission of budget requests to the Governor. These requests include the "base budget" and special program requests. In the case of higher education, public universities and colleges submit their requests through the Commission on Higher Education (CHE), which in turn submits a request to the Governor on behalf of all institutions. CHE does not have the authority to change the requests submitted by the institutions, but the CHE must recommend funding levels for special program requests and set priorities for capital projects before submitting them. Excerpts from the CHE's state law follow:

SECTION 59-103-35. Submission of budget; new and existing programs.

All public institutions of higher learning shall submit annual budget requests to the commission in the manner set forth in this section. ... The budget request for the public higher education system shall be submitted by the commission to the Governor and appropriate standing committees of the General Assembly in conjunction with the preparation of the annual general appropriations act for the applicable year. ... No new program may be undertaken by any public institution of higher education without the approval of the commission. The provisions of this chapter apply to all college parallel, transferable, and associate degree programs of technical and comprehensive education institutions. All other programs and offerings of technical and comprehensive education institutions are excluded from this chapter. [Act 359 of 1996]

CHE Budget Request and Performance Funding. The law requires that all higher education funding, except funds specifically earmarked by the General Assembly, be based on the performance-based funding methodology developed by the CHE. One of the duties imposed on the CHE by this act is the following:

(b) base the higher education funding formula in part on the achievement of the standards set for these performance indicators including base-line funding for institutions meeting the standards of achievement, incentive funding for institutions exceeding the standards of achievement, and reductions in funding for institutions which do not meet the standards of achievement...

In its request to the General Assembly, the CHE considers statewide needs of higher education. Also, the Commission solicits and considers capital and earmarked "below-the-line" budget request items from all institutions.

Establishment of Funding Base. There are two major components of the CHE's overall Performance Funding plan. The first component, the Mission Resource Requirements model (MRR), is the estimate of the fiscal needs of an institution. This computation establishes a base funding need to which performance ratings are applied. The second component is the determination of a funding percentage based on institutional ratings on indicators of performance, accomplished through the Resource Allocation Plan that actually determines institutional funding levels. As of the 2010 fiscal year, the MRR process has been suspended.

As indicated in Figure 1, the fiscal year 2018-2019 budget process began in the fall of 2017 with the University's submission of required data to the CHE and the President's presentation to the Commissioners. The request for standard information was deferred given the move towards Accountability Based Funding and the uncertainty of the

continuation of the MRR. The data submitted in prior years to the CHE include the following:

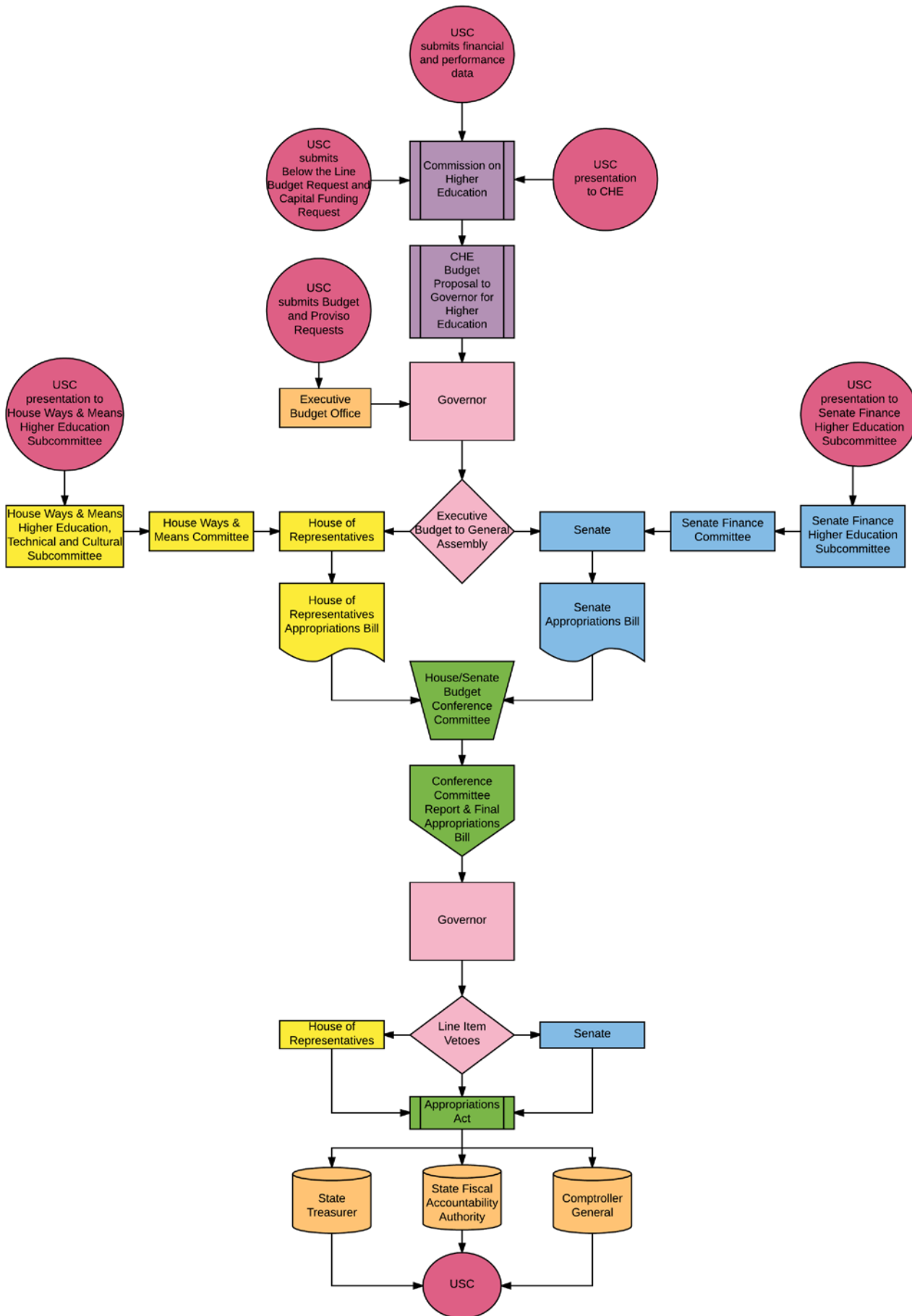
- Student Credit Hours by Discipline
- Number of Full Time Equivalent Students (Student FTEs)
- Number of Full Time Equivalent Faculty (Faculty FTEs)
- Expenditures by Major Area - Instruction, Research, Public Service, Libraries, Student Services, Plant Operation and Maintenance, and Administration
- Facilities Data and Other Information to Support the MRR Computation
- Revenue Generated by the Institution through Tuition and Other Fees

These and other data elements contribute to computation of the Mission Resource Requirement, which is intended to define the total required costs of operating each of the state's 33 institutions. Peer national and regional cost data are examined to help compute the required costs of various program areas, instruction, research, public service, facility operation and maintenance, student support, and other areas. After computing the operational costs, the expected student fee revenue must be deducted. According to the CHE: "The total Education and General (E&G) cost amount must be reduced by these student revenues in order to determine the amount of support required from the State."

E&G costs exclude auxiliary enterprise activities such as housing, food service, and athletics, since these activities are self-supporting. The Commission on Higher Education previously used the MRR to determine operating funds of the institutions and in the development of its funding request presented to the General Assembly. Due to the severe budgetary constraints faced by our state in the last decade, the level of funding from the General Assembly did not support the recommendations of the MRR. In the last year of the MRR calculation, before multiple state appropriations cuts, the percentage of appropriations compared to the MRR was 48.72% for the USC Columbia campus. Following the series of budget reductions, the funding appropriated was less than 45% by the end of the 2010 fiscal year. The MRR has not been in use since prior to the recession.

Each year every higher education institution submits its annual accountability report which, among other things, documents the University's actual financial performance. As shown in Figure 1, the CHE's recommendations provide input for the Governor and the General Assembly as they consider budget priorities for the upcoming year. If the House and the Senate approve differing versions of the appropriations bill, a conference committee works out the differences and presents a compromise package back to the General Assembly. Following ratification of the conference committee report, the bills then go to the Governor for signature, who may exercise line-item vetoes, which the Legislature may override by a two-thirds vote.

STATE BUDGET PROCESS FOR USC AND HIGHER EDUCATION FISCAL YEAR 2018-2019



APPENDIX 3

**UNIVERSITY OF SOUTH CAROLINA
IMPACT OF FY2018-2019 STATE BUDGET PROCESS**

The South Carolina General Assembly considered the following legislation related to the budget and operation of the University of South Carolina for 2018-2019. This is not intended to be a comprehensive listing of all pertinent legislation, but a summary of items critical to the budget and financial operation of the University. Additional legislation may impact the University. This was the second year of the two-year session. The summaries below are current as of June 30, 2018. All legislation may be reviewed on the web at <http://www.scstatehouse.gov/>.

H.4950 - General Appropriations Bill: This legislation provides funding for the operation and other purposes of state government. This bill contains separate line item funding for each USC Campus.

Part IA: Agency Appropriations – Includes higher education appropriations for operating budgets and special “below-the-line” funding at the Columbia campus including the Palmetto Poison Center, Law Library, and the Small Business Development Center.

Part IB: Temporary Provisions – Includes legislative changes that are relative to funding in the Appropriations Bill and operations of state government and higher education institutions.

H.4951 - Capital Reserve Funds Bill: This legislation is a joint resolution to appropriate monies from the capital reserve fund for fiscal year 2018-2019. These are non-recurring appropriations.

H.4182 – Higher Education Enterprise Act: The legislation establishes a process that allows South Carolina's public universities and colleges to exercise greater authority and bypass state regulatory oversight, including approvals by the Commission on Higher Education and the Joint Bond Review Committee, when undertaking capital projects and making investments utilizing funds that are not derived from state appropriations or undergraduate tuition in auxiliary activities related to research, housing, food services, stores, and athletics. The legislation makes provisions for annual reports on the financial activities of higher education auxiliary divisions and audit requirements to ensure that their financial arrangements and borrowing is not secured by the state. An institution of higher learning may adopt a procurement policy for an auxiliary division's purchasing and contracting, which, upon approval of the policy by the State Fiscal Accountability Authority, exempts the division from the South Carolina Consolidated Procurement Code. The Commission on Higher Education retains its oversight authority over core functions, such as the approval of new academic programs. Purchases, borrowing, and financial transactions using state funds remain subject to state regulatory protocols through such oversight bodies as the Joint Bond Review Committee and the State Fiscal Accountability Authority. On April 26, 2018 this bill was returned to the Senate Education Committee

S.302 – Physical Education: The legislation establishes a procedure that allows marching band instruction to fulfill physical education requirements in public schools. A public school that offers instruction in marching band based on the South Carolina Academic Standards for the Visual and Performing Arts can consider this instruction be the equivalent of physical education instruction after the State Department of Education approves a plan submitted by the school district documenting that all South Carolina Academic Standards for Physical Education are met in the proposed marching band instruction. Ratified and signed by the Governor April 17, 2018 – Act 185.

S.869 – In-State Tuition for “Dreamers”: This legislation makes provisions to those persons who have a lawful presence in the state and who are not precluded from establishing residency under federal immigration law to establish domicile to receiving in-state tuition rates and fees at public universities. As of January 2018, this bill was referred to the Senate Education Committee.

H.4078 - Military Priority Registration Act: This bill makes provisions for the state's public institutions of higher learning to give enrollment priority to military related students, including active duty members of the uniformed services, reservists, members of the South Carolina National Guard, and honorably discharged veterans. Passed the House and sent to the Senate whereupon it was referred to Education Committee.

H.3793 - Higher Education Degree Programs at Four-Year Colleges and Universities: The legislation makes provisions for bachelor of science degrees in Mechanical Engineering and Electrical Engineering at South Carolina State University, doctoral degrees in Nursing Practice at Francis Marion University and the University of South Carolina Aiken, a doctor of philosophy degree in Education Administration at Coastal Carolina University, and a doctor of philosophy degree in Computer and Information Science at the College of Charleston. Approval by the Commission on Higher Education is required for all these degree programs. The new degree programs are only allowed so long as new state general funds are not appropriated for their operation. Ratified and signed by the Governor on April 24, 2017 Act number 14.

S.339 – South Carolina Promise Scholarship Act: This bill aims to a direct the Commission on Higher Education to administer a new scholarship program and provide for the requirements necessary for scholarship recipients. This bill was read in the Senate in February 2017 and referred to the Education Committee.

APPENDIX 4**UNIVERSITY OF SOUTH CAROLINA
OVERVIEW OF INTERNAL BUDGET PROCESS**

The University of South Carolina's budget process is a comprehensive planning effort representative of the vision of the University to provide research, teaching, and service for the citizens of the State of South Carolina. The process involves participation beginning at the department level and reaching out to all campuses to develop budgets which will reflect the investments identified to significantly enhance the academic reputation, benefit students and contribute to the economic and societal health of the State.

The Board of Trustees' budget document contains the University's total current funds sources and uses for the prior year, projected for the current year, and proposed for the next fiscal year. For FY 2019, a preliminary estimate for the following fiscal year (FY 2020) is included. These budgets are comprised of both unrestricted and restricted funds for each campus of the University of South Carolina system. The University's "A" Fund budget is considered the operating budget of the University and is the focus of the budget presentation and discussion. "A" fund sources are primarily tuition and fee revenues and state appropriations. Across the University system, "A" funds account for more than 58% of all funds.

Auxiliary units exist primarily to furnish services to students, faculty and staff. Examples of auxiliary funds are the student health center, housing, parking, and athletics. By state law, auxiliary operations must cover their costs. The budgets for restricted funds are determined by estimating current year activity and projecting possible grant activity in future years.

The internal University budget process for the Columbia Campus for Fiscal Year 2018-2019 began in the late Fall of 2017 with a review of current financial performance followed by requests from the Provost and the Chief Financial Officer for all University units to prepare strategic plan documents – Blueprints for Academic Excellence and Blueprints for Service Excellence. The budget development process continued in the spring with a review of the tuition and fee revenue projected and requests for updated tuition and fees.

Throughout the spring, meetings are conducted to determine strategic priorities and develop budget assumptions. The Provost, CFO or her designate and the respective Senior Budget Analyst met with each academic dean and staff to discuss current and future funding needs included in the Blueprints. Again for FY2019 budget development, each academic unit prepared a three-year budget model that includes historical funding and allows each unit to project funding needs for the current year and for three additional years. The President, Provost, Chief Operating Officer, Chief Financial Officer and Vice President for Student Affairs then met with each division to review tuition and fee requests and determine budget priorities. Meetings were also held with the Chancellors of the Comprehensive Universities and Deans of the Regional Palmetto Colleges. Invited to the President's meetings were the Chair of the Faculty Senate and Chair of the Faculty Budget Committee as well as the President of the Student Government Association or their designee. The Budget Update Group met throughout the fall and spring to refine assumptions, review budget requests and develop the final recommendation for the President.

Once the budget is adopted, it is an important tool for the University staff in accomplishing the objectives and goals established for the academic year. The budget is an estimate of proposed expenditures and the means of financing expenditures for the fiscal year.

One of the key actions taken by the Board of Trustees is the approval of the fee schedule for the fiscal year, as described in the statute establishing the University:

SECTION 59-117-40. Board constituted body corporate and politic powers. The board of trustees of the University of South Carolina is and is hereby constituted a body corporate and politic, in deed and in law under the name of the University of South Carolina. Such corporation has the following powers: ... (9) To fix tuition fees and other charges for students attending the University...

The Board's budget approval is based on its power: "to adopt such measures and make such regulations as may in the discretion of the board of trustees be necessary for the proper operation of the University" (paragraph 14, Section 59-117-40). As indicated in the "Delegation of Authority" statement in Appendix 8, the budgets approved are by their very nature estimates that will vary with changing circumstances during the fiscal year.

From FY2003 through FY2010 the Columbia campus budgeted by the concepts of "value centered management" in the development of "A" Fund operating budgets. Beginning in FY 2011, the President determined that the University should institute partial recentralization of the budget model effective July 1, 2010 and remain in effect until a new model is developed following implementation of the OneCarolina system. The President, Provost, Chief Operating Officer and Chief Financial Officer examine all plans and budgets, and have the perspective necessary to improve allocations from an institutional perspective.

The budget process in continuing as follows through FY2019:

- All fall and spring E & G tuition and state appropriations go to the general fund, and are offset by the combined budgets placed in all the units. The Provost continues to allocate budget cuts for academic and service units, subject to President's approval.
- Academic units receive their portion of the tuition and state funds as a single budget item, and they continue to receive other revenues – including fees, sales proceeds, Education Foundation transfers, research funding, etc.
- Deans and other units keep carryforward, less a surtax to be managed centrally. This is used to solve immediate one-time needs across the institution.
- Deans continue to capture tuition for the summer term.
- The Provost can reallocate if tuition collections exceed expectations and make reductions if tuition collections are below expectations. Tuition reports continue to run so unit credit hour and revenue production are still known and are used to inform the allocation decision.

During FY2018 the Columbia campus began a comprehensive effort to redesign the budget model under which it operates. A twelve-member Steering Committee co-chaired by the Provost and Vice President for Finance and CFO guided the initiative and has worked with consultants throughout the process. The Steering Committee developed a set of guiding principles, which are summarized below:

- Create a model that seeks to advance the University's mission as an institution for excellence and remains flexible enough to adapt to changing priorities over time
- Feature incentives that promote balanced growth by rewarding entrepreneurship, innovation, and collaboration within and across disciplines
- Develop a highly collaborative and sustainable budgeting process that promotes transparency and accountability across all units
- Reflect a shared commitment to the fiscal health of the campus ensuring optimal efficiencies and that institutional priorities can be funded
- Provide a consistent and fair methodology for revenue and cost allocation that is relatively simple and easy to understand
- Use trusted and reliable data to facilitate strategic decision making and to enable enhanced forecasting and planning

It should be noted that the budget model redesign process calls for an "all-funds" approach, placing great focus on the individual university operating units and less emphasis on fund type distinctions. The new model will not create new revenue, but will incentivize growth and entrepreneurship. The new model will weigh complexity and precision with simplicity and transparency, and it will balance central control and accountability with unit autonomy. Deans will have greater discretion regarding resource allocations within their respective colleges, and how/whether the budget model will be deployed within their respective colleges. Lastly, support units will have a renewed focus on service delivery and efficiency.

As of June, 2018 the new model has been socialized with academic leadership on the Columbia campus. Work continues to address the impact the model will have on the auxiliaries and system institutions. Upon completion of these efforts, there is support to employ a parallel year to run concurrently with the existing partial recentralization model. This parallel or "learning year" process will allow for evaluation and potential adjustments before full implementation of the redesigned budget model.

The tables that follow first provide an overview of the activities that occurred to generate a FY 2019 "A" fund operating budget and then those that occurred to generate auxiliary unit budgets on the Columbia campus, the School of Medicine budget at both locations and the Comprehensive and Palmetto College campus budgets included in this document. The activities include communication and training, realigning base budgets, and requesting new funding, distributing state budget cuts and reallocations, and finalizing the budget.

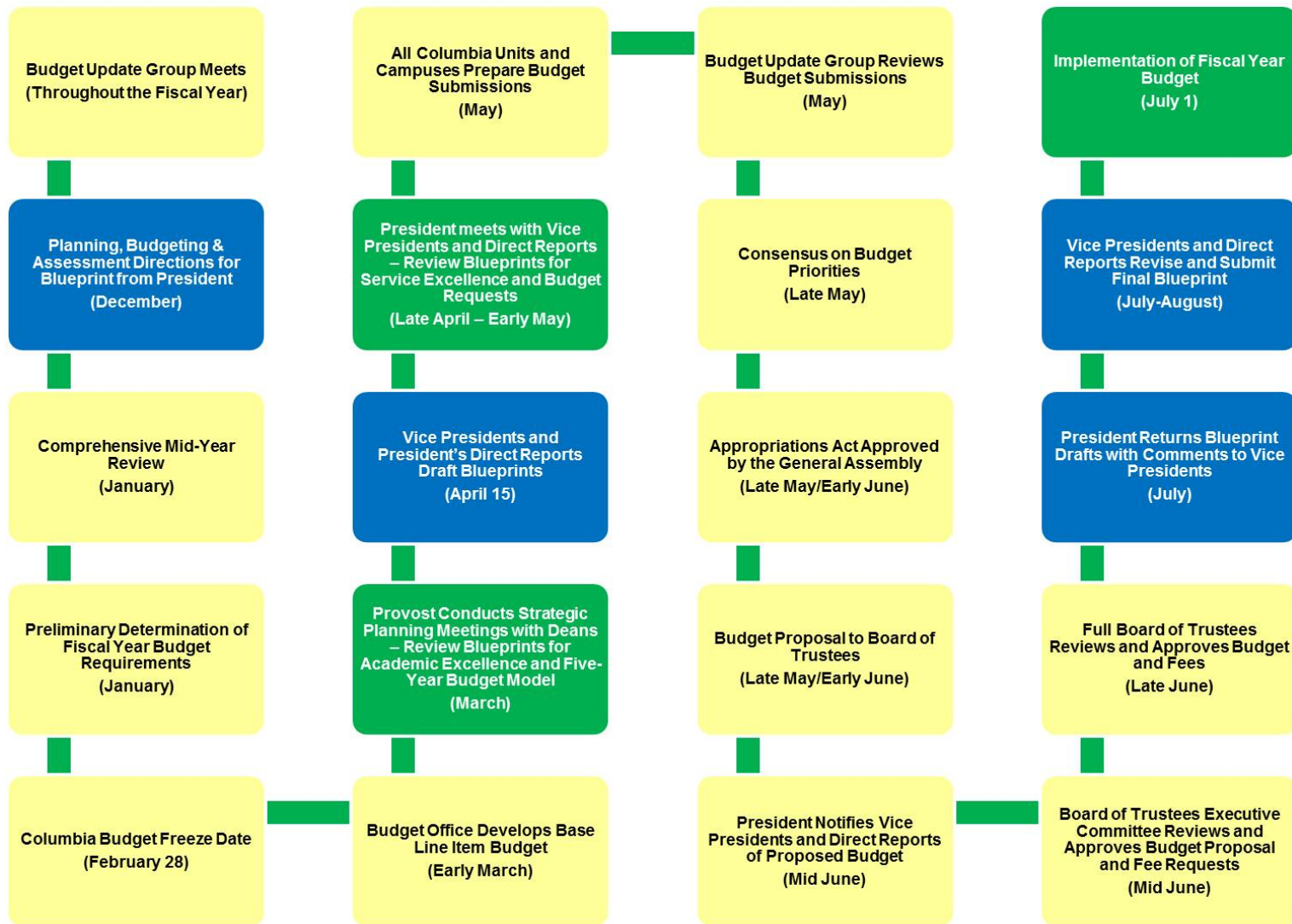
**UNIVERSITY OF SOUTH CAROLINA COLUMBIA CAMPUS
“A” FUND BUDGET DEVELOPMENT SCHEDULE FOR FISCAL YEAR 2019**

When	Who	What
December	All University Units	FY19 Planning, Budgeting & Assessment directions distributed.
December	Unit Responsibility Heads	Review of “Consolidated List of Service Charges by Division”
January – May	Budget Update Group	Meet weekly to review budget assumptions and requests. Develop recommendations for President.
January	Vice Presidents, Deans, and Directors	FY19 Budget Development Process – Master calendar provided.
January	Provost and Deans	Preliminary review of actual tuition revenue as compared to budgeted tuition revenue.
February	All University Units	Budget Freeze – 2/28/2018.
March	Academic Units	Blueprint for Academic Excellence due; Three Year Budget Model included.
March	Academic & Service Units	Spring 2018 “A” Fund Review.
March	Vice Presidents, Deans, Chancellors, and Directors	Solicit recommendations on new fees and changes to existing fees.
March	Service Units	Blueprint for Service Excellence due to CFO.
March - April	Provost & Academic Deans	Conduct budget meetings with all academic units.
April	Budget Office	Provide consolidated list of fee changes to the Budget Update Group.
April	Academic and Service Units	Issue Carryforward estimate request.
April	Academic & Service Units	All units submit line-item budget via web-based tool.
April	President	Conduct VP level budget and Blueprint meetings.
May	Budget Office	Present consolidated fee changes for all campuses and new funding requests for the Columbia campus to the President for review and consideration.
May	Budget Office	Complete base budget files, Board of Trustees powerpoint presentation and document to include the President's recommendations, requests for new or changed fees, and new funding requests to the Board for their action during meetings.
May	Budget Office	Prepare briefing document for Board member meetings.
June	BOT Executive Committee & Full BOT	Consider preliminary budget proposal presented by President and Vice President & Chief Financial Officer. Approve budget for 2019.
June	Budget Office	Complete final budget materials for the Board of Trustees Budget Document.
June / July	Budget Office	Issue FY2019 Board of Trustees Budget Document.
July	Budget Office	Upload 2019 budget to the financial accounting system.
August	Budget Office, Academic & Service Units	Review and distribute carryforward. Units complete budget documents for upload to the system.
August	Budget Office	Prepare, review and distribute variance reports for FY2018.
September - October	Academic & Service Business Managers	Small group meetings to review final budget and discuss future steps needed to refine budget assumptions for FY 2019 application.

**UNIVERSITY OF SOUTH CAROLINA
COLUMBIA CAMPUS AUXILIARY UNITS AND COMPREHENSIVE AND PALMETTO COLLEGE CAMPUSES
BUDGET DEVELOPMENT SCHEDULE
FOR FISCAL YEAR 2019**

When	Who	What
January	Budget Office, Comprehensive & Palmetto College Campus Business Officers, Columbia Auxiliary Business Officers	Complete mid-year review through December 31, 2017.
February-March	Comprehensive & Palmetto College Campus Business Officers	Submit non-tuition fee changes.
February-March	Campus Business Officers	Submit tuition and fee requests.
March	Budget Office, Campuses, CFO	Second yearly meeting with all campuses to review budget status.
April	Budget Office –Campus Business Officers	Issue instructions to comprehensive and Palmetto College campuses, and School of Medicine business officers for the completion of all BOT budget reports and submission of non-tuition fee increases.
April	Budget Office	Issue instructions to Columbia Campus Auxiliary business managers for the completion of the Board of Trustees' budget reports.
April	Columbia Campus Auxiliary Business Officers	Submit completed Board of Trustees' budget reports.
April	School of Medicine and Comprehensive and Palmetto College Campuses Business Officers	Submit completed Board of Trustees' budget reports to Budget Office.
April	President	Conduct budget meetings for campuses.
May-June	Budget Office	Provide instructions for campus line-item budget submissions.
July	Campus Business Officers	Submit budget transfer form or line-item tool with line-item budgets to Budget Office.
July	Budget Office	Upload FY 2019 budget to the financial accounting system.
August	Budget Office	Prepare, review and distribute variance reports for FY 2018.

**OVERVIEW OF UNIVERSITY OF SOUTH CAROLINA'S
INTERNAL BUDGET PROCESS FISCAL YEAR 2018-2019**



APPENDIX 5

UNIVERSITY OF SOUTH CAROLINA COLUMBIA CAMPUS SUMMARY OF FUNDING RECOMMENDATIONS FOR FY2019

Required Cost Increases**Fringe Benefit Increases** **Recurring** **\$ 5,045,000**

The Retirement System will increase employer contributions for the SCRS and PORS by 1% effective July 1, 2018. The employer cost of the state health insurance premiums for all state employees will increase in January 2019. This cost is the "A" fund operating cost net of expected additional state funds.

Increase in 4% Fee Waivers **Recurring** **\$ 1,117,353**

The State of South Carolina provides higher education the authority to waive up to 4% of tuition for undergraduate students. Additional funds are required to cover the increase in fee waivers over the prior year.

Graduate Student Health Insurance Subsidy **Recurring** **\$ 600,000**

Additional funding to support the graduate student cost of insurance to remain competitive. Total support should increase to \$1,000 per student.

Tort, Property & Casualty Insurance **Recurring** **\$ 470,000**

Funds are needed due to the annual reappraisal adjustment to USC owned properties and the consequent increase in insurance premiums

Strategic Priorities**President's Initiatives, Academic Instruction, Research and Academic Support****Academic Instruction – Provost's Strategic Initiatives** **Recurring** **\$ 7,520,691**
Non-Recurring **\$ 1,300,000**

Strategic initiatives include the hiring of faculty as obligated in dean's offer letters; retention of faculty across the institution; as well as new faculty hiring. The one-time funding is for new faculty startup, match on research grants, the internal grant program, doctoral transfers, Civil Rights Center and Graduate School Presidential Fellows and Travel Grants. Funding is provided to the College of Communications and Information to support salary and research obligations. Funding is provided to the College of Pharmacy to support the expansion of the College into Greenville. Funding is provided to enhance staffing in the Office of Institutional Research, Assessment and Analytics (OIRAA).

President's Initiatives **Recurring** **\$ 4,295,000**
Non-Recurring **\$ 447,000**

Initiatives to support student success and degree completion. Funding is required to support assistant to the President for the Comprehensive Universities and Palmetto College campuses.

Academic Instruction & Support – University Libraries **Recurring** **\$ 450,000**

The University Libraries must maintain up-to-date collections of academic journals and books. Without additional funding, the Library would have to reduce the number of academic resources available to faculty, students, and researchers.

Academic Support – USC Military Business Plan **Recurring** **\$ 200,000**

Create Director of Military Engagement & Veteran Affairs position to lead charge for new Office of Military and Veteran Initiatives and development of a university-wide military strategy.

Research – Research Infrastructure **Recurring** **\$ 2,000,000**

Funding will be utilized to support research infrastructure including School of Medicine COEE commitment.

Academic Support – Palmetto College Programs **Recurring** **\$ 105,000**
Non-Recurring **\$ 950,000**

Funding to support the University of Possibilities Initiative, Palmetto Pathway to USC, Online General Education Course Development, and the Strategic Growth Initiative. Additional funding to support security and safety needs.

Department of Information Technology – Classroom Support **Recurring** **\$ 200,000**

More than 400 classrooms, labs and conference rooms are supported by the division on the Columbia campus. Incidents have increased more than 30% over the past four years due to the increase in classrooms supported and response efficiency has decreased because staff size has remained the same or decreased. Expanded

staff request of 12 FTEs to bring support comparable to benchmark data and significantly increase responsiveness.

Student Affairs – Programs and Support

Student Affairs – Enrollment Management – Admissions Operations **Recurring** \$ **240,000**
Non-Recurring \$ **250,000**

As we have continued to grow application volume and overall enrollment, basic operating costs have also increased. Recruiting and marketing to a greater number of students has resulted in increased postage and printing costs. These basic operating cost increases are fundamental to strategically reaching targeted subpopulations with competitive materials. One-time funds are also requested for additional renovation projects in 1244 Blossom to accommodate Admissions processing.

Student Affairs – Visitor Center – Visit Experience **Recurring** \$ **200,000**

Our summer seniors program for minority students needs to expand in size, scope and level of outreach to continue to draw minority students to the University of South Carolina. In addition, new technology to convert students with casual interest into applicants will enhance our overall recruitment efforts. The increased traffic and requests for campus tours during non-traditional business hours drives a need for student employees to work on evenings and weekends.

Student Affairs – Recruitment & Retention **Recurring** \$ **170,000**

There is a need to develop coordinated recruitment and retention plans for under-represented students by college/school. The lack of such plans prevents strategic efforts that leverage both best-practices and resources across the institution to most effectively support under-represented minorities and first-generation students. There is also a need to streamline processes and provide transparency for our transfer students. Our transfer pipeline brings diversity to the institution, and more focus and attention needs to be placed on ensuring the success of our transfer students.

Student Affairs – Graduate Assistant Support **Recurring** \$ **150,000**

Graduate assistants in the Division of Student Affairs and Academic Support serve an essential role in student service and program delivery. Currently, the compensation packages for our GAs are the lowest among our competitors. Over the past few years, our ability to effectively recruit graduate assistants has diminished. If we are unable to recruit qualified graduate assistants, we will be forced to meet the program and service delivery need through full-time staff positions, which will increase labor costs across our division. This relatively cost-effective strategy of incrementally increasing Student Affairs and Academic Support GA stipends is preferred to the alternative of replacing GA positions with staff positions.

Student Affairs – Financial Aid – Student Loan Default Management **Recurring** \$ **100,000**

In previous years, student loan default management services and online financial literacy tools were provided at no cost through EdManage, an operating unit within the SC Student Loan Corporation. During fall 2017, SC Student Loan Corporation was no longer allowed to provide these services. As a result, we must seek student loan default management services and online financial literacy modules through a third-party vendor to avoid an increase in default rates

Service and Administrative Programs

Service & Administrative Programs – Advancement - Campaign **Recurring** \$ **1,200,000**

In preparation for the next capital campaign for the university, we have immediate needs to staff frontline fundraisers that are in responsibility areas of Gift Planning, Annual Giving, Principal Gifts, Corporate and Foundation Relations and Donor Relations and Stewardship. This includes support positions of fundraising efforts related to the conversion project. Collectively, the conversion process is imperative to our success along with dedicated, experienced frontline fundraiser in the next capital campaign.

Service & Administrative Programs – Advancement – Alumni Contract **Recurring** \$ **150,000**

Alumni Services contract adopted by the Board of Trustees in October 2017 requires a \$150,000 annual increase beginning July 1, 2018.

Service & Administrative Programs – Communications **Recurring** \$ **280,000**
Non-Recurring \$ **750,000**

New funding to continue the development and execution of a comprehensive public affairs campaign with the brand platform to promote an understanding of the role USC and public higher education play in the economic and overall well-being of South Carolina across multiple audiences while fostering an environment favorable to public investment in higher education. Funding to support event marketing and UofSC Impact.

Service & Administration Programs – Facilities Operations **Recurring \$ 850,000**
Non-Recurring \$ 600,000

New recurring funding to support bonus pool for staff in Facilities and Law Enforcement and Safety. Funds will aid in retention of staff.

Service & Administration Programs – Law Enforcement & Safety **Recurring \$ 500,000**
Non-Recurring \$ 600,000

Improve the quality and quantity of services to the campus community for safety, crime prevention, emergency management, criminal investigations, Enterprise Risk Management, Environmental and Occupational Safety and Police Patrols. New personnel and activities will be phased in over time.

Service & Administrative Programs – DoIT Network & Infrastructure **Recurring \$ 200,000**
New funding to support positions to manage the technology network and infrastructure upgrade.

Service & Administrative Programs – Identity Management Program **Recurring \$ 200,000**

Managing the business processes surrounding the creation, maintenance and use of a digital identity is a critical function for more than 750,000 alumni, faculty, staff, students and affiliates accessing all university systems. Further, processes are needed to provide access to the right user to the right resource for the right reason. New program staff is needed to manage these processes to include gaining access to systems, maintaining and reviewing for duplicates, deactivating accounts and securing the environment.

Service & Administrative Programs – Human Resources **Recurring \$ 287,000**
Non-Recurring \$ 3,000

With limited funds to support recruitment efforts, the Division of Human Resources would like to take advantage of online publications and services that offer unlimited position postings as well as using tools like LinkedIn. Currently resources are focused on processing rather than strategic recruiting and these tools will allow the department to expand beyond transactional support to strategic initiatives.

Service & Administrative Programs – EEO/Legal **Recurring \$ 50,000**

New funding to support the Office of the General Counsel. Following an internal review, funds available for the Equal Employment Opportunity office to support new investigators and training as needs determine or funding will support the annual contracted legal services.

Service & Administrative Programs – Audit and Advisory Services **Recurring \$ 200,037**

This new initiative is focused on addressing salaries to address positions with vacancies due to external promotional opportunities. Positions have been reclassified at a higher level to find qualified staff and retain individuals.

Service and Administrative Programs – Network and Infrastructure **Non-Recurring \$ 10,681,372**

The current core network was last designed more than eight years ago. Since that time, the number of devices that connect to the wired and wireless networks has drastically increased. The average student and employee connects a minimum of three devices to the wired or wireless network on a given day. The current network capacity is capped at 10 gigabytes per second, and usage regularly hits capacity, resulting in slow connection speeds or loss of connectivity. The Division of Information Technology believes a drastic improvement of network capacity is essential for better optimization and security. Increasing network capability to 100gb per second will greatly improve performance for students, faculty, staff and researchers. The upgrade would also provide comprehensive campuses increased bandwidth to support additional demands.

The following is a summary of the core network upgrade and associated security appliances.

DO IT Core Network Update	Core Network	Firewall	Security	
Description	Est. Cost	Est. Cost	Est. Cost	Total
Hardware (Devices, Connections, Ports, Etc.)	\$ 2,177,231	\$ 1,295,119	\$ 1,851,675	\$ 5,324,025
Maintenance (5 Yr. Replacement)	1,057,410	2,345,801	893,877	4,297,089
Software	-	59,865	82,183	142,048
Installation Services and Training	440,100	442,610	35,500	918,210
Total One -Time Costs	\$ 3,674,741	\$ 4,143,395	\$ 2,863,235	\$ 10,681,372

Core network hardware represents an upgrade of eight primary devices and connectivity. Redundancy is built into the design (multiple vendors would be evaluated such as Juniper and Cisco). The **firewall** upgrade includes capability to decrypt traffic. Today approximately 70% of internet traffic is encrypted when it hits our borders. Multiple vendors would be evaluated such as Cisco and Fortinet.

Components of the security infrastructure upgrade:

- The new **Gigamon** infrastructure allows the UISO to collect data at 100GB, manipulate this data by filtering out unwanted information and feed it to our tools.
- The **FireEye NX** infrastructure detects advanced attackers on our network by looking for unknown attacks. The security onion system (SO) profiles traffic and looks for known attack signatures.
- The **FireEye PX** captures all Internet traffic to allow the UISO to go back in time to determine if attackers were able to send sensitive data outside our network.

Products can be purchased on state contract so there should not be a long procurement process. Our plan is to refresh this infrastructure every five (5) years.

Board Mandated Fees

Board Mandated Fees (Non-“A” Funds) – Student Health Center **Recurring** **\$ 363,000**
New funds required to cover inflationary medical costs and meet needs of increased student demand. This is a \$6 increase per semester for the full-time student.

Board Mandated Fees (Non-“A” Funds) – Student Union **Recurring** **\$ 302,500**
Fee increase to support planning for student union space. Funds will eventually be used for debt service. This is a \$5 increase per semester for the full-time student.

Board Mandated Fees (Non-“A” Funds) – Student Recreation Fields **Recurring** **\$ 60,500**
Fee increase to support acquisition and annual upkeep of student recreation fields. This is a \$1 increase per semester for the full-time student.

Summary

Recurring Funding Recommendations

Required Cost Increases	\$ 7,232,353
Strategic Priorities	\$ 17,547,728
Board Mandated Fees	<u>\$ 726,000</u>
Total Recurring Funds	\$ 25,506,081

Non-Recurring Funding Recommendations

Strategic Priorities	\$ 6,900,000
ICPF Funded – Network and Technology Infrastructure	<u>\$ 10,681,372</u>
Total Recurring Funds	\$ 17,581,372

Other Funds

As of publication of the Board of Trustees Budget Document, the University met the obligation of allocating funding from enrollment increases totaling \$3M from the 2018 fiscal year. Additional enrollment increases total \$6.9M are recognized in the 2019 budget. Enrollment for undergraduates, particularly the freshman class, remain strong as do overall retention and transfers. Graduate enrollments for master’s and doctoral level students have reduced sharply. Traditional graduate programs are reduced in favor of Academic Partnerships online degrees, particularly in Education. The third year of Shorelight recruiting resulted in stable international enrollments and the actual revenue impact is under review.

The General Fund will receive additional funding from increased direct charges from Housing and the Student Health Center and modest increases from the allocations from “E” funds. The direct charge increased from 8.5% to 9% for the 2018 fiscal year and will increase to 9.5% in FY2019 and to 10% in FY2020. Funds will be allocated to the ongoing support of OneCarolina systems.

During FY2018, the carryforward surtax was allocated to the non-recurring commitment for the OneCarolina HCM implementation. General Fund carryforward is available to cover short term internal financing managed through the Chief Financial Officer. Funds will be restored to total \$12M. Capital project internal financing will be required to fund \$8.6M of the Honors residence hall expansion for a period of seven years. General Fund

carryforward is expected to be maintained at \$5,000,000 but will be considerably more at year end due to the accrual of summer term tuition.

Utilities will draw minimally from the utilities reserve and no increase has been budgeted for the new fiscal year. Annual shortfalls in Institutional Dues and the Faculty/Staff tuition waiver were budgeted in 2017 and should be covered for FY2018. For FY2019 general funds will be set aside to fund the marching band operations.

Funding for the debt service for the Darla Moore School of Business facility is provided by interest from a quasi-endowment of the DOJ funding, increased enrollment allocations, and new lease funds from the National Advocacy Center for current operations. In FY2018 \$4,550,000 was returned to the General Fund and ultimately to the Chief Operating Officer. These are the funds that were transferred to Facilities in the early 2000's to support the energy management projects from JCI. When the balance of the Bank of America loan was paid off, the project was internally financed using these funds. The total amount financed was \$29,481,849.29 in 2011. Each year facilities made a payment of \$4,550,000 to pay down this amount. In FY2016 unused utilities savings of \$2,181,849.29 paid down a portion of the balance. The final payment was complete in December 2016. The \$4,550,000 was moved to the General Fund where a portion of it is retained to support a debt service reserve of \$5,000,000 for the Darla Moore School of Business. A total of \$3,023,253 of this amount was transferred to CL004 and ultimately transferred out to CL010.

Indirect cost recovery funds are even with prior year collections through April 30, 2018. In FY09, the Board of Trustees authorized use of \$750,000 of the endowment income generated by the research quasi endowment and the continued use of endowment earnings as an annual component of the Research budget. Additional funding will be pulled from that account in the new fiscal year as available, and if a clear need is identified compatible with the revenue generation.

In FY09 the Southeastern Conference signed a new television contract that provides additional funding to the Department of Athletics. With these additional proceeds, Athletics provides additional financial support for academic programs and other institutional needs. The University began receiving \$1M annually for 15 years in FY10. These funds are used for scholarships including the Gamecock Guarantee, merit scholarships, Law Scholarships and stipends for the marching band and graduate assistant health insurance. In addition, one-time funds totaling \$1M were available for the first three years beginning in FY10. This additional revenue stream concluded in FY2012 but resumed again in FY2014. Beginning with FY2015 the University receives 25% of new funding generated by the SEC Network. These funds have paid in full the repair to Carolina Stadium and are now clearing the internal financing for the purchase of the ETV facility adjacent to Williams Brice Stadium. The final payment of the internal financing will be cleared in August 2018.

USC will use the NACUBO Economic Models Project framework to develop a systematic discussion and review of financial data and establish parameters for forecasting and stress testing to ensure the financial stability of each campus and of the USC System. NACUBO created the Economic Models Project as a tool to analyze current and future economic models. Because financial stability crosses over all aspects of the University, the questions developed in the tool do as well. As a committee our primary and first consideration will be on the Institution's resources. The University of South Carolina produces a large amount of financial information routinely and on an ad hoc basis. We lack a comprehensive review of the information and a consideration of whether we are missing relevant data. Beyond reviewing the reports available, the next step is determining what to do with this data and how we can use it as a planning tool for developing strategic initiatives, gaining efficiencies or reporting to external entities.

A committee began meeting monthly in May 2018. The committee will review monthly reporting and help position new reporting to support implementation of new budget model. In the short term, the committee will assess current financial information and develop dashboard metrics. This committee is expected to determine new training needs and develop new finance policies. In the long term, the committee will be useful in linking the strategic planning efforts to the financial plan and forecast.

APPENDIX 6

UNIVERSITY OF SOUTH CAROLINA UNRESTRICTED NET POSITION

The University's unrestricted net position is assets with no external restriction as to use or purpose. They can be used for any lawful purpose. Unrestricted net position results from accumulated excess of revenue over expenses derived from University current fund operations. The University's unrestricted current funds that generate net position derive from state appropriations, student fees, institutional revenue and auxiliary operations that are not restricted for specific purposes. The unrestricted net position is not all in a liquid form, like cash, but also includes accounts receivable, pledges receivable, inventories and prepaid items among other classifications.

Unrestricted net position includes balances from operations of Education and General (E & G) activities, further defined below, auxiliary enterprises, quasi-endowments and unexpended plant funds. Those auxiliary and endowment funds have, by nature, been designated for uses by the USC Board of Trustees. For the purposes of determining the unrestricted net position from the USC annual operations, only Education and General funds should be used.

An auxiliary enterprise is an entity that exists primarily to furnish services to students, faculty and staff. Examples of auxiliary funds are the student health center, housing, parking, and athletics. By state law, auxiliary operations must cover their costs. Quasi-endowment funds are funds functioning as an endowment that are established by the institution from either donor or institutional funds and will be retained and invested rather than expended. Since quasi-endowments are established by the institution rather than by an external source, the principal may be expended as designated by the Board of Trustees. Unexpended Plant Funds are used for the improvement or expansion of the physical facilities of the University. Expenditures may be for land and building acquisition, construction of new facilities, major rehabilitation, renovation, remodeling, and alteration of existing facilities; original equipment for new buildings and for expanded, remodeled, or altered parts of existing buildings; or general planning studies and surveys connected with the physical planning of the campus.

E & G funds are general operating funds and departmental funds which include:

A Funds – State appropriations, student tuition and fees (E&G portion), and campus-generated and other appropriated sources.

Departmental Funds are normally unit-generated involving Student Activities, Institutional Sales & Service, and unrestricted designated activities, gifts and scholarships.

D Funds – Student Activity Fees

E Funds – General Departmental (includes IDC recoveries from grants)

R Funds – Board of Trustees controlled funds from auxiliary funds

RP Funds – Departmental Private Gifts

The accumulation of unrestricted net position is not a desirable goal in and of itself in a government-owned business. The expectation is that the University will use its net position to provide programs and services that will fulfill the goals and initiatives set forth by the University and annual budgeted operating revenues should equal budgeted expenses. According to the Association of Governing Boards *Strategic Finance* publication, the university must operate in "financial equilibrium" meaning that the institution not only has a balanced budget, but that the "projected rate of change in revenue and expenses are approximately the same, endowment

use is limited to preserve its long-term purchasing power, and that the annual operating budget is not balanced by deferring maintenance or other essential expenses, thereby creating hidden liabilities.”¹ In practice, the University administration and Board of Trustees work in concert to make balanced budgets and then apply any accumulated unrestricted net position towards fulfilling recognized goals and initiatives. During annual operations, one recognized goal of accumulating unrestricted net position is the establishment of reserves so that resources are available for emergencies that may arise.

The unrestricted net position should not be used to fund recurring operations; but, instead, is desirable to cover sudden shortfalls in revenue, unanticipated expenses, and extraordinary one-time investments. An excess of operating funds indicates the institution is meeting budgetary goals, but it does not show the relationship between the budget and the strategic plan. This surplus may be the result of a conscientious effort to retain a portion of operating revenue for use in future years. During the financial crisis or “Great Recession” USC purposefully held down costs, increased tuition revenue, applied federal stimulus funds in place of reserves, and accumulated additional net position.

Shortfalls in revenue may be the result of changes in enrollment or reductions of state funding. USC operates as a government-owned business in a dynamic market competing for the most qualified students and is largely dependent upon student tuition and fee revenue to provide education and research opportunities to those students. In this environment, USC must be able to endure an enrollment decrease that would take four or more years to recover. Further, increases in enrollment may require additional resources to strengthen faculty and student service offerings. Enrollment fluctuations are of particular concern to the USC system campuses. Enrollment management decisions weigh the multiple factors of class size, student quality, residency, financial need and scholarships.

During the round of state appropriations reductions from 2001-2004, USC Columbia lost more than \$46 million and the system campuses lost more than \$25 million due to cuts. Although student tuition and fees were raised during the state’s economic downturn to maintain the Board of Trustees initiatives, budget reductions were spread across University units. Since the beginning of FY2009 through June 30, 2011, state appropriations were reduced by another \$105 million across the system. To begin FY2012, the USC System was reduced another 6%. This fiscal crisis has led to reductions of nearly \$112 million for the USC system campuses. That’s a \$112 million recurring revenue reduction loss to the USC income statement.

USC has experienced a significant increase in faculty hiring, both to replace retirements and to increase the total number of faculty serving students. Start-up costs include renovating and upfitting labs and purchase of equipment, data and software. Uses of one-time funds this year include faculty startup costs, academic support and student affairs programs and significant investment in security improvements.

In addition to weathering changes in enrollment and appropriations and planning for expected changes in expenditures, the University must plan in the operating budget to cover costs not supported by the state including a portion to pay for any state-mandated employee pay increases and the associated increase in fringe benefits. Other unfunded state-mandates are increases in the employer contributions for health insurance and for the state retirement system,

¹ Kent John Chabotar, *Strategic Finance: Planning and Budgeting for Boards, Chief Executives, and Finance Officers* (Washington: Association of Governing Boards of Universities and Colleges, 2006), p71.

to cover COLA adjustments, TERI payouts of annual leave, any increase in the sales tax, and the previous increases in the minimum wage. Although this type of inflationary increase must be covered with recurring dollars, USC maintains reserves to provide time for careful planning to ensure that the effect of these changes is not beyond the current capacity to cover these costs.

Net position is an important factor when considering the overall financial health of the University. The amount of unrestricted net position and the change from year to year has an impact on the financial ratio analysis conducted by the credit rating agencies to determine if the financial condition of the University is adequate to support the existing operation and changes brought about through capital financing. From a practical perspective, sound management and the steady growth in net position is one of the key elements in protecting the University's credit rating. More important, net position provides the University the ability to control the timing of entering the bond market through use of short-term internal financing. In doing so, USC is able to secure more favorable interest rates and minimize the use of capitalized interest for long-term financing.

Beginning in the Fall of 2013, the University developed a comprehensive summary of cost savings strategies implemented since 2008. In this analysis, the 2008 fiscal year was used as the base in calculating expenditures per FTE. Given the reductions in state funds and increasing enrollments, the University is well behind the inflationary expectation for per student expenditures – evidence that operations remain efficient.

The interest on the investment of the E & G funds from the University's unrestricted net position is a part of the State's general fund. USC receives no direct benefit from those investments. The University earns interest on auxiliary funds, quasi-endowments and the unexpended plant funds. The earnings on those investments are returned to the funds from which they were generated to advance the goals of the auxiliary operations.

The University is engaged in a continuous, cyclical process of planning and budgeting, not for one year, but for multiple years. Revenues from all sources are projected and matched with planned expenditures. Decisions concerning maintaining, building or depleting financial resources impact the budgets for several years. The USC unrestricted net position is committed to BOT initiatives primarily used to finance non-recurring commitments including start-up activities and seed new initiatives.

During the period 2004 through 2010, the USC Columbia campus operated a form of Responsibility Centered Management that was intended to provide incentives for planning and cost effectiveness and revenue generation. Rather than a centralized budgeting model, this budget process moved the budget decisions into each unit to provide local responsibility and authority presuming that those closest to the action make the best decisions. This budget process provided our units with a business-like approach matching revenue streams with changing program needs. In doing so, we reduced the annual "use it or lose it mentality"; by assuring the units that they will retain funding to meet their commitments. While the model encouraged entrepreneurial thinking by the deans, it also led to the stranding of capital assets without clear paths to institutional capital plans. Due to the significant state appropriations reductions in 2009 and 2010, this budget model was suspended, and all operating budgets were recentralized beginning in FY2011.

To better understand unit level budgeting and actual performance, for the 2015, 2016 and 2017 fiscal years, the University engaged Elliott Davis to complete a cost study for each academic

unit at USC Columbia. During the 2018 fiscal year, the University engaged both Elliott Davis and Huron Consulting to begin development of a new comprehensive budget model. The goal of the new budget model is to implement a more incentive based budget model that aligns with the institution's mission, culture, strategic priorities through an inclusive and iterative process with stakeholders. The project is now expanded to fully incorporate the auxiliary enterprises and the system comprehensive universities and Palmetto College campuses. The 2019 fiscal year is intended to be the partnership year with the budget model running parallel to the actual budget followed by full operationalization of the model in 2020.

Beginning in 2018, the University established a committee of financial professionals to incorporate the NACUBO Economic Models project framework into University operations by first identifying the relevant financial data and dashboard items to track and establishing parameters for forecasting and stress testing to ensure the financial stability of each campus of the USC System.

The University does not have a policy requiring a minimum total reserves ratio based on total reserves as a percentage of prior year revenue. However, some institutions do have a policy requiring a set percentage retained. The State of South Carolina maintains reserve funds totaling 5% of prior year general fund revenue. A USC equivalent would be 5% of \$1.6 billion for 2018 and would be added to the unrestricted net position in the first year, then allocated in subsequent years. USC takes a management approach rather than a formulaic approach. The amount of unrestricted net position retained by USC is one of the resource allocation decisions considered when balancing needs with available funds. Are the funds sufficient, extensive or inadequate to cover planning and budgeting? The answer is not objective, but based on extensive review of trends in revenues, expenditures, enrollment, and other financial/management metrics.

Changes are addressed annually in the Management Discussion and Analysis that accompanies the University's Comprehensive Annual Financial Report. With the implementation of the GASB 68 pension liability and the 2018 booking of Other Post Employee Benefits (OPEB), the Unrestricted Net Position is negative. Without GASB 68, the USC Columbia's Education & General unrestricted net position at June 30, 2017 was \$179.9 million. This is an increase of \$20.3 million over FY2016 and an increase of more than \$24.5 million since the end of the 2013 fiscal year.

USC Columbia's total unrestricted net position, without the impact of GASB 68, at June 30, 2017, including auxiliary enterprises, quasi-endowments, and unexpended plant funds was \$368 million. This is an increase of \$25 million over FY2016. This increase includes funding set aside for the PeopleSoft HCM project.

For the USC System, the total E&G fund balance reached \$250.7 million, an increase of \$33.4 million over 2016. Auxiliary enterprises decreased by 8.7 million over the prior year due payments for the construction of the new Student Health Center and the reclassification of the Gamecock Club as a component unit. USC System total unrestricted net position, without the impact of GASB 68, at June 30, 2017, including auxiliary enterprises, quasi-endowments, and unexpended plant funds reached \$452.5 million. This is an increase of \$37.7 million over FY2016.

Detail of all unrestricted net assets at June 30, 2018 will be documented following the annual audit of fiscal year activity and preparation of the University's financial statement.

UNIVERSITY OF SOUTH CAROLINA
Unrestricted Net Position

	June 30, 2013	June 30, 2014	June 30, 2015	June 30, 2016	June 30, 2017	FY16 to FY17 Change	FY16 to FY17 % Change	FY13 to FY17 Change	FY13 to FY17 % Change
E & G Breakdown									
A Funds	113,964,673	98,899,844	113,230,874	128,899,638	150,750,680	21,851,042	16.95%	36,786,007	32.28%
E Funds	75,850,939	81,719,066	69,712,039	77,902,202	87,345,843	9,443,641	12.12%	11,494,904	15.15%
D Funds	4,727,233	5,244,415	5,465,146	6,519,713	8,777,949	2,258,236	34.64%	4,050,716	85.69%
R Funds	4,364,286	2,141,882	2,074,008	1,767,653	1,783,036	15,383	0.87%	(2,581,250)	-59.14%
S Funds	1,492,664	1,652,256	1,854,876	2,203,850	2,081,218	(122,632)	-5.56%	588,554	39.43%
Total E & G Funds	200,399,795	189,657,463	192,336,943	217,293,056	250,738,726	33,445,670	17.63%	50,338,931	25.12%
Auxiliary Breakdown									
Health Center	16,056,742	17,688,460	18,961,668	18,298,444	11,679,289	(6,619,155)	-36.17%	(4,377,453)	-27.26%
Housing	7,899,312	11,822,009	13,039,986	13,014,916	15,335,513	2,320,597	17.83%	7,436,201	94.14%
Bookstore	6,990,298	6,904,934	6,794,953	6,704,467	6,779,620	75,153	1.12%	(210,678)	-3.01%
Vending/Concessions	1,277,533	1,107,670	1,397,865	1,184,438	984,288	(200,150)	-16.90%	(293,245)	-22.95%
Athletics	12,566,106	12,786,496	13,226,766	14,235,383	7,782,077	(6,453,306)	-45.33%	(4,784,029)	-38.07%
Food Service	7,751,183	5,668,123	3,143,163	3,432,793	4,142,281	709,488	20.67%	(3,608,902)	-46.56%
Parking	3,166,131	4,537,427	5,034,783	6,689,746	8,451,948	1,762,202	26.34%	5,285,817	166.95%
Other	5,206,144	5,573,040	5,539,169	6,382,550	6,089,235	(293,315)	-4.60%	883,091	16.96%
Total Auxiliary Funds	60,913,449	66,088,159	67,138,353	69,942,737	61,244,251	(8,698,486)	-13.16%	330,802	0.54%
Quasi Endowments	34,723,947	33,766,942	69,933,401	70,207,105	70,669,153	462,048	0.66%	35,945,206	103.52%
Unexpended Plant Funds	53,289,046	48,321,608	49,976,834	58,621,217	66,912,976	8,291,759	14.14%	13,623,930	25.57%
Financial Statement Adjustments	(1,521,034)	(1,403,548)	(1,455,160)	(1,235,080)	2,938,557	4,173,637	-337.92%	4,459,591	-293.19%
Total Unrestricted Net Position	347,805,203	336,430,624	377,930,371	414,829,035	452,503,663	37,674,628	9.08%	104,698,460	30.10%
Change in Unrestricted Net Position	(13,324,913)	(11,374,579)	41,499,747	36,898,664	37,674,628				
	-4%	-3%	12%	10%	9%				
GASB 68 Pension Liability			(711,377,207)	(723,607,668)	(751,241,369)				
Total Unrestricted Net Position with GASB 68			(333,446,837)	(308,778,633)	(298,737,706)				
Per Audited Financial Statements			(333,446,837)	(308,778,633)	(298,737,706)				

UNIVERSITY OF SOUTH CAROLINA - Columbia and Regionals
Unrestricted Net Position

	June 30, 2013	June 30, 2014	June 30, 2015	June 30, 2016	June 30, 2017	FY16 to FY17 Change	FY16 to FY17 % Change	FY13 to FY17 Change	FY13 to FY17 % Change
E & G Breakdown									
A Funds	99,635,308	83,551,708	96,019,752	108,748,970	126,668,539	17,919,569	16.48%	27,033,231	27.13%
E Funds	68,735,715	74,932,389	62,793,521	71,264,425	79,570,151	8,305,726	11.65%	10,834,436	15.76%
D Funds	4,566,108	4,980,267	4,884,526	5,519,217	7,531,162	2,011,945	36.45%	2,965,054	64.94%
R Funds	4,054,926	1,827,807	1,785,733	1,527,963	1,536,644	8,681	0.57%	(2,518,282)	-62.10%
S Funds	1,492,268	1,649,426	1,845,786	2,247,243	2,064,874	(182,369)	-8.12%	572,606	38.37%
Total E & G Funds	178,484,325	166,941,597	167,329,319	189,307,818	217,371,370	28,063,552	16.81%	38,887,045	21.79%
Auxiliary Breakdown									
Health Center	16,056,742	17,688,460	18,961,668	18,298,444	11,679,289	(6,619,155)	-36.17%	(4,377,453)	-27.26%
Housing	6,705,233	10,755,610	11,531,689	10,330,581	11,475,648	1,145,067	11.08%	4,770,415	71.14%
Bookstore	4,435,213	4,326,363	4,186,595	4,162,735	4,318,902	156,167	3.75%	(116,311)	-2.62%
Vending/Concessions	1,216,362	1,065,135	1,363,741	1,185,443	976,934	(208,509)	-17.59%	(239,428)	-19.68%
Athletics	12,566,106	12,786,496	13,226,766	14,235,383	7,782,077	(6,453,306)	-45.33%	(4,784,029)	-38.07%
Food Service	6,244,659	3,961,026	1,328,916	1,275,575	1,680,362	404,787	31.73%	(4,564,297)	-73.09%
Parking	3,166,131	4,537,427	5,034,783	6,689,746	8,451,948	1,762,202	26.34%	5,285,817	166.95%
Other	5,183,759	5,522,247	5,452,024	6,289,633	5,935,849	(353,784)	-5.62%	752,090	14.51%
Total Auxiliary Funds	55,574,205	60,642,764	61,086,182	62,467,540	52,301,009	(10,166,531)	-16.76%	(3,273,196)	-5.89%
Quasi Endowments	34,548,947	33,591,942	69,758,401	70,032,105	70,494,153	462,048	0.66%	35,945,206	104.04%
Unexpended Plant Funds	49,553,842	44,052,334	43,469,277	49,474,014	57,643,904	8,169,890	16.51%	8,090,062	16.33%
Financial Statement Adjustments	(1,242,328)	(1,321,991)	(1,298,104)	(581,332)	4,090,531	4,671,863	-803.65%	5,332,859	-429.26%
Total Unrestricted Net Position	316,918,991	303,906,646	340,345,074	370,700,145	401,900,967	31,200,822	8.42%	84,981,976	26.82%
Change in Unrestricted Net Position	(14,126,052) -4%	(13,012,345) -4%	36,438,428 12%	30,355,071 9%	31,200,822 8%				
GASB 68 Pension Liability			(288,431,922)	(267,450,167)	(265,926,569)				
Total Unrestricted Net Position with GASB 68			(259,767,574)	(239,725,882)	(232,000,502)				
Per Audited Financial Statements			(259,767,574)	(239,725,882)	(232,000,502)				

UNIVERSITY OF SOUTH CAROLINA - Columbia
Unrestricted Net Position

	June 30, 2013	June 30, 2014	June 30, 2015	June 30, 2016	June 30, 2017	FY16 to FY17 Change	FY16 to FY17 % Change	FY13 to FY17 Change	FY13 to FY17 % Change
E & G Breakdown									
A Funds	89,851,624	72,667,888	80,663,733	91,293,579	103,340,356	12,046,777	13.20%	13,488,732	15.01%
E Funds	55,571,487	63,219,124	51,581,963	59,506,693	66,098,506	6,591,813	11.08%	10,527,019	18.94%
D Funds	4,431,686	4,594,695	4,370,355	5,003,620	6,884,250	1,880,630	37.59%	2,452,564	55.34%
R Funds	4,028,152	1,801,172	1,774,604	1,503,808	1,516,737	12,929	0.86%	(2,511,415)	-62.35%
S Funds	1,507,656	1,642,601	1,837,799	2,241,451	2,060,757	(180,694)	-8.06%	553,101	36.69%
Total E & G Funds	155,390,605	143,925,480	140,228,454	159,549,151	179,900,606	20,351,455	14.14%	24,510,001	15.77%
Auxiliary Breakdown									
Health Center	16,056,742	17,688,460	18,961,668	18,298,444	11,679,289	(6,619,155)	-36.17%	(4,377,453)	-27.26%
Housing	6,705,233	10,755,610	11,531,689	10,330,581	11,475,648	1,145,067	11.08%	4,770,415	71.14%
Bookstore	3,930,890	4,055,839	3,967,362	3,921,328	4,141,824	220,496	5.62%	210,934	5.37%
Vending/Concessions	1,214,020	1,060,940	1,359,426	1,183,922	976,341	(207,581)	-17.53%	(237,679)	-19.58%
Athletics	12,566,106	12,786,496	13,226,766	14,235,383	7,782,077	(6,453,306)	-45.33%	(4,784,029)	-38.07%
Food Service	6,243,099	3,972,867	1,362,522	1,283,793	1,669,290	385,497	30.03%	(4,573,809)	-73.26%
Parking	3,166,131	4,537,427	5,034,783	6,689,746	8,451,948	1,762,202	26.34%	5,285,817	166.95%
Other	5,183,238	5,517,953	5,456,298	6,292,922	5,939,121	(353,801)	-5.62%	755,883	14.58%
Total Auxiliary Funds	55,065,459	60,375,592	60,900,514	62,236,119	52,115,538	(10,120,581)	-16.76%	(2,949,921)	-5.36%
Quasi Endowments	34,548,947	33,591,942	69,758,401	70,032,105	70,494,153	462,048	0.66%	35,945,206	104.04%
Unexpended Plant Funds	48,343,974	42,834,760	42,033,603	48,040,689	56,012,622	7,971,933	16.59%	7,668,648	15.86%
Financial Statement Adjustments	(665,473)	(1,153,612)	(1,240,246)	3,117,796	9,451,981	6,334,185	203.16%	10,117,454	-1520.34%
Total Unrestricted Net Position	292,683,512	279,574,162	311,680,726	342,975,860	367,974,900	24,999,040	7.29%	75,291,388	25.72%
Change in Unrestricted Net Position	(12,963,859)	(13,109,350)	32,106,564	31,295,134	24,999,040				
	-4%	-4%	11%	10%	7%				
GASB 68 Pension Liability			(564,064,830)	(573,816,465)	(596,043,996)				
Total Unrestricted Net Position with GASB 68			(252,384,104)	(230,840,605)	(228,069,096)				
Per Audited Financial Statements			(252,384,104)	(230,840,605)	(228,069,096)				

UNIVERSITY OF SOUTH CAROLINA - School of Medicine, Columbia
Unrestricted Net Position

	June 30, 2013	June 30, 2014	June 30, 2015	June 30, 2016	June 30, 2017	FY16 to FY17 Change	FY16 to FY17 % Change	FY13 to FY17 Change	FY13 to FY17 % Change
E & G Breakdown									
A Funds	5,631,821	6,775,289	10,036,536	12,192,976	16,485,185	4,292,209	35.20%	10,853,364	192.72%
E Funds	6,976,244	7,063,978	6,333,360	7,344,338	7,929,734	585,396	7.97%	953,490	13.67%
D Funds	2,674	1,790	3,290	4,790	6,290	1,500	31.32%	3,616	135.23%
R Funds	316	316	316	316	316	-	0.00%	-	0.00%
S Funds	-	-	-	-	-	-	0.00%	-	0.00%
Total E & G Funds	12,611,055	13,841,373	16,373,503	19,542,420	24,421,525	4,879,105	35.25%	11,810,470	93.65%
Auxiliary Breakdown									
Health Center	-	-	-	-	-	-	0.00%	-	0.00%
Housing	-	-	-	-	-	-	0.00%	-	0.00%
Bookstore	-	-	-	-	-	-	0.00%	-	0.00%
Vending/Concessions	-	-	-	-	-	-	0.00%	-	0.00%
Athletics	-	-	-	-	-	-	0.00%	-	0.00%
Food Service	-	-	-	-	-	-	0.00%	-	0.00%
Parking	-	-	-	-	-	-	0.00%	-	0.00%
Other	-	-	-	-	-	-	0.00%	-	0.00%
Total Auxiliary Funds	-	-	-	-	-	-	0.00%	-	0.00%
Quasi Endowments	-	-	-	-	-	-	0.00%	-	0.00%
Unexpended Plant Funds	778,237	704,002	704,002	689,642	677,160	(12,482)	-1.81%	(101,077)	-12.99%
Financial Statement Adjustments	(520,114)	(144,236)	(32,062)	(1,967,908)	(4,883,867)	(2,915,959)	148.18%	(4,363,753)	839.00%
Total Unrestricted Net Position	12,869,178	14,401,139	17,045,443	18,264,154	20,214,818	1,950,664	10.68%	7,345,640	57.08%
Change in Unrestricted Net Position	(199,507)	1,531,961	2,644,304	1,218,711	1,950,664				
	-2%	12%	18%	7%	11%				
GASB 68 Pension Liability				1	1				
Total Unrestricted Net Position with GASB 68			17,045,443	18,264,155	20,214,819				
Per Audited Financial Statements			17,045,443	18,264,155	20,214,819				

UNIVERSITY OF SOUTH CAROLINA - School of Medicine, Greenville
Unrestricted Net Position

	June 30, 2013	June 30, 2014	June 30, 2015	June 30, 2016	June 30, 2017	FY16 to FY17 Change	FY16 to FY17 % Change	FY13 to FY17 Change	FY13 to FY17 % Change
E & G Breakdown									
A Funds	126,225	146,905	117,875	25,019	283,983	258,964	1035.07%	157,758	124.98%
E Funds	4,993,134	3,410,300	3,670,550	3,127,113	4,427,882	1,300,769	41.60%	(565,252)	-11.32%
D Funds	37,842	113,439	245,728	210,568	425,142	214,574	101.90%	387,300	1023.47%
R Funds	-	-	-	-	-	-	0.00%	-	0.00%
S Funds	-	-	-	-	-	-	0.00%	-	0.00%
Total E & G Funds	5,157,201	3,670,644	4,034,154	3,362,700	5,137,007	1,774,307	48.34%	(20,194)	-0.39%
Auxiliary Breakdown									
Health Center	-	-	-	-	-	-	0.00%	-	0.00%
Housing	-	-	-	-	-	-	0.00%	-	0.00%
Bookstore	-	-	-	-	-	-	0.00%	-	0.00%
Vending/Concessions	-	-	-	-	-	-	0.00%	-	0.00%
Athletics	-	-	-	-	-	-	0.00%	-	0.00%
Food Service	-	-	-	-	-	-	0.00%	-	0.00%
Parking	-	-	-	-	-	-	0.00%	-	0.00%
Other	-	-	-	-	-	-	0.00%	-	0.00%
Total Auxiliary Funds	-	-	-	-	-	-	0.00%	-	0.00%
Quasi Endowments	-	-	-	-	-	-	0.00%	-	0.00%
Unexpended Plant Funds	-	-	-	-	-	-	0.00%	-	0.00%
Financial Statement Adjustments	-	-	-	(26,870)	(113,737)	(86,867)	323.29%	(113,737)	0.00%
Total Unrestricted Net Position	5,157,201	3,670,644	4,034,154	3,335,830	5,023,270	1,687,440	50.59%	(133,931)	-2.60%
Change in Unrestricted Net Position	(2,352,415) -31%	(1,486,557) -29%	363,510 10%	(698,324) -17%	1,687,440 51%				
GASB 68 Pension Liability			-	-					
Total Unrestricted Net Position with GASB 68			4,034,154	3,335,830	5,023,270				
Per Audited Financial Statements			4,034,154	3,335,830	5,023,270				

UNIVERSITY OF SOUTH CAROLINA - Aiken
Unrestricted Net Position

	June 30, 2013	June 30, 2014	June 30, 2015	June 30, 2016	June 30, 2017	FY16 to FY17 Change	FY16 to FY17 % Change	FY13 to FY17 Change	FY13 to FY17 % Change
E & G Breakdown									
A Funds	5,799,982	6,677,268	7,360,908	8,343,629	9,729,621	1,385,992	16.61%	3,929,639	67.75%
E Funds	2,540,689	2,405,823	2,366,155	2,126,942	2,320,470	193,528	9.10%	(220,219)	-8.67%
D Funds	540,273	583,949	706,237	718,198	809,112	90,914	12.66%	268,839	49.76%
R Funds	(307)	1,082	747	594	-	(594)	-100.00%	307	-100.00%
S Funds	-	-	-	-	-	-	0.00%	-	0.00%
Total E & G Funds	8,880,637	9,668,122	10,434,047	11,189,363	12,859,203	1,669,840	17.27%	3,978,566	44.80%
Auxiliary Breakdown									
Health Center	-	-	-	-	-	-	0.00%	-	0.00%
Housing	897,462	591,054	909,485	1,372,424	2,192,658	820,234	59.77%	1,295,196	144.32%
Bookstore	587,770	606,028	615,651	600,764	541,895	(58,869)	-9.80%	(45,875)	-7.80%
Vending/Concessions	29,108	14,663	14,224	3,552	(2)	(3,554)	-100.06%	(29,110)	-100.01%
Athletics	-	-	-	-	-	-	0.00%	-	0.00%
Food Service	153,623	224,731	87,773	181,339	263,135	81,796	45.11%	109,512	71.29%
Parking	-	-	-	-	-	-	0.00%	-	0.00%
Other	(68,860)	(23,830)	48,247	62,637	120,360	57,723	92.15%	189,220	-274.79%
Total Auxiliary Funds	1,599,103	1,412,646	1,675,381	2,220,716	3,118,046	897,330	63.52%	1,518,943	94.99%
Quasi Endowments	175,000	175,000	175,000	175,000	175,000	-	0.00%	-	0.00%
Unexpended Plant Funds	179,224	194,900	1,639,032	3,493,254	4,837,828	1,344,574	38.49%	4,658,604	2599.32%
Financial Statement Adjustments	(50,398)	(22,781)	(68,263)	(271,346)	(638,887)	(367,541)	135.45%	(588,489)	1167.68%
Total Unrestricted Net Position	10,783,566	11,427,887	13,855,197	16,806,987	20,351,190	3,544,203	21.09%	9,567,624	88.72%
Change in Unrestricted Net Position	1,011,317 10%	644,321 6%	2,427,310 21%	2,951,790 21%	3,544,203 21%				
GASB 68 Pension Liability			(33,484,838)	(34,105,836)	(35,286,869)				
Total Unrestricted Net Position with GASB 68			(19,629,641)	(17,298,849)	(14,935,679)				
Per Audited Financial Statements			(19,629,641)	(17,298,849)	(14,935,679)				

UNIVERSITY OF SOUTH CAROLINA - Beaufort
Unrestricted Net Position

	June 30, 2013	June 30, 2014	June 30, 2015	June 30, 2016	June 30, 2017	FY16 to FY17 Change	FY16 to FY17 % Change	FY13 to FY17 Change	FY13 to FY17 % Change
E & G Breakdown									
A Funds	289,613	552,968	1,151,166	999,796	1,211,503	211,707	21.18%	921,890	318.32%
E Funds	2,205,111	2,025,215	2,119,154	2,112,434	2,335,288	222,854	10.55%	130,177	5.90%
D Funds	133,914	214,520	201,026	202,072	281,601	79,529	39.36%	147,687	110.28%
R Funds	307,367	305,274	275,164	217,867	195,457	(22,410)	-10.29%	(111,910)	-36.41%
S Funds	315	(20)	-	-	449	449	0.00%	134	42.54%
Total E & G Funds	2,936,320	3,097,957	3,746,511	3,532,169	4,024,298	492,129	15.89%	1,087,978	37.05%
Auxiliary Breakdown									
Health Center	-	-	-	-	-	-	0.00%	-	0.00%
Housing	-	-	-	-	-	-	0.00%	-	0.00%
Bookstore	71,633	72,572	68,678	69,605	70,543	938	1.35%	(1,090)	-1.52%
Vending/Concessions	31,926	27,872	26,101	1,645	7,356	5,711	347.17%	(24,570)	-76.96%
Athletics	-	-	-	-	-	-	0.00%	-	0.00%
Food Service	52,452	52,452	58,803	58,803	58,803	-	0.00%	6,351	12.11%
Parking	-	-	-	-	-	-	0.00%	-	0.00%
Other	17,190	24,735	22,577	26,288	30,114	3,826	14.55%	12,924	75.18%
Total Auxiliary Funds	173,201	177,631	176,159	156,341	166,816	10,475	5.90%	(6,385)	-3.69%
Quasi Endowments	-	-	-	-	-	-	0.00%	-	0.00%
Unexpended Plant Funds	869,403	614,846	649,340	767,778	557,255	(210,523)	-27.42%	(312,148)	-35.90%
Financial Statement Adjustments	(130,080)	(7,031)	(26,302)	(74,376)	(166,452)	(92,076)	123.80%	(36,372)	27.96%
Total Unrestricted Net Position	3,848,844	3,883,403	4,545,708	4,381,912	4,581,917	200,005	4.56%	733,073	19.05%
Change in Unrestricted Net Position	344,101 10%	34,559 1%	662,305 17%	(163,796) -4%	200,005 5%				
GASB 68 Pension Liability			(17,527,436)	(17,791,784)	(18,519,674)				
Total Unrestricted Net Position with GASB 68			(12,981,728)	(13,409,872)	(13,937,757)				
Per Audited Financial Statements			(12,981,728)	(13,409,872)	(13,937,757)				

UNIVERSITY OF SOUTH CAROLINA - Upstate
Unrestricted Net Position

	June 30, 2013	June 30, 2014	June 30, 2015	June 30, 2016	June 30, 2017	FY16 to FY17 Change	FY16 to FY17 % Change	FY13 to FY17 Change	FY13 to FY17 % Change
E & G Breakdown									
A Funds	8,239,770	8,117,900	8,699,047	10,807,243	13,141,017	2,333,774	21.59%	4,901,247	59.48%
E Funds	2,369,424	2,355,639	2,433,209	2,398,401	3,119,934	721,533	30.08%	750,510	31.67%
D Funds	(513,062)	(534,321)	(326,643)	80,226	156,074	75,848	94.54%	669,136	-130.42%
R Funds	2,300	7,719	12,364	21,229	50,935	29,706	139.93%	48,635	2114.57%
S Funds	81	2,850	9,090	(43,393)	15,895	59,288	-136.63%	15,814	19523.46%
Total E & G Funds	10,098,513	9,949,787	10,827,066	13,263,706	16,483,855	3,220,149	32.36%	6,385,342	63.23%
Auxiliary Breakdown									
Health Center	-	-	-	-	-	-	0.00%	-	0.00%
Housing	296,617	475,345	598,812	1,311,911	1,667,207	355,296	27.08%	1,370,590	462.07%
Bookstore	1,895,682	1,899,971	1,924,029	1,871,363	1,848,280	(23,083)	-1.23%	(47,402)	-2.50%
Vending/Concessions	137	-	(6,202)	(6,202)	-	6,202	-100.00%	(137)	-100.00%
Athletics	-	-	-	-	-	-	0.00%	-	0.00%
Food Service	1,300,449	1,429,914	1,667,671	1,917,076	2,139,981	222,905	11.63%	839,532	64.56%
Parking	-	-	-	-	-	-	0.00%	-	0.00%
Other	74,055	49,888	16,320	3,992	2,912	(1,080)	-27.05%	(71,143)	-96.07%
Total Auxiliary Funds	3,566,940	3,855,118	4,200,631	5,098,140	5,658,380	560,240	14.53%	2,091,440	58.63%
Quasi Endowments	-	-	-	-	-	-	0.00%	-	0.00%
Unexpended Plant Funds	2,686,577	3,459,528	4,219,186	4,886,171	3,873,989	(1,012,182)	-20.72%	1,187,412	44.20%
Financial Statement Adjustments	(98,228)	(51,745)	(62,491)	(308,026)	(346,635)	(38,609)	12.53%	(248,407)	252.89%
Total Unrestricted Net Position	16,253,802	17,212,688	19,184,392	22,939,991	25,669,589	2,729,598	11.90%	9,415,787	57.93%
Change in Unrestricted Net Position	(554,278) -3%	958,886 6%	1,971,704 11%	3,755,600 20%	2,729,598 12%				
GASB 68 Pension Liability			(60,252,285)	(61,284,021)	(63,533,357)				
Total Unrestricted Net Position with GASB 68			(41,067,894)	(38,344,030)	(37,863,768)				
Per Audited Financial Statements			(41,067,894)	(38,344,030)	(37,863,768)				

UNIVERSITY OF SOUTH CAROLINA - Lancaster
Unrestricted Net Position

	June 30, 2013	June 30, 2014	June 30, 2015	June 30, 2016	June 30, 2017	FY16 to FY17 Change	FY16 to FY17 % Change	FY13 to FY17 Change	FY13 to FY17 % Change
E & G Breakdown									
A Funds	126,368	122,146	635,524	844,531	1,206,345	361,814	42.84%	1,079,977	854.63%
E Funds	66,407	28,616	126,971	260,948	16,046	(244,902)	-93.85%	(50,361)	-75.84%
D Funds	11,410	165,974	208,238	227,779	163,662	(64,117)	-28.15%	152,252	1334.37%
R Funds	2,287	450	4,682	7,954	3,086	(4,868)	-61.20%	799	34.94%
S Funds	374	24	24	4	-	(4)	-100.00%	(374)	-100.00%
Total E & G Funds	206,846	317,210	975,438	1,341,216	1,389,139	47,923	15.11%	1,182,293	571.58%
Auxiliary Breakdown									
Health Center	-	-	-	-	-	-	0.00%	-	0.00%
Housing	-	-	-	-	-	-	0.00%	-	0.00%
Bookstore	10,117	14,956	10,444	9,000	11,399	2,399	26.66%	1,282	12.67%
Vending/Concessions	306	2,350	2,471	1,521	593	(928)	-61.01%	287	93.79%
Athletics	-	-	-	-	-	-	0.00%	-	0.00%
Food Service	-	-	-	-	-	-	0.00%	-	0.00%
Parking	-	-	-	-	-	-	0.00%	-	0.00%
Other	-	-	-	-	-	-	0.00%	-	0.00%
Total Auxiliary Funds	10,423	17,306	12,914	10,521	11,992	1,471	8.50%	1,569	15.05%
Quasi Endowments	-	-	-	-	-	-	0.00%	-	0.00%
Unexpended Plant Funds	41,564	87,751	155,715	237,726	298,918	61,192	25.74%	257,354	619.18%
Financial Statement Adjustments	(32,464)	(653)	(1,247)	(1,228,592)	(80,494)	1,148,098	-93.45%	(48,030)	147.95%
Total Unrestricted Net Position	226,369	421,614	1,142,821	360,871	1,619,555	1,258,684	348.79%	1,393,186	615.45%
Change in Unrestricted Net Position	460,501 197%	195,245 86%	721,207 171%	(781,950) -68%	1,258,684 349%				
GASB 68 Pension Liability			(14,909,140)	(15,108,416)	(15,608,424)				
Total Unrestricted Net Position with GASB 68			(13,766,319)	(14,747,545)	(13,988,869)				
Per Audited Financial Statements			(13,766,319)	(14,747,545)	(13,988,869)				

UNIVERSITY OF SOUTH CAROLINA - Salkehatchie
Unrestricted Net Position

	June 30, 2013	June 30, 2014	June 30, 2015	June 30, 2016	June 30, 2017	FY16 to FY17 Change	FY16 to FY17 % Change	FY13 to FY17 Change	FY13 to FY17 % Change
E & G Breakdown									
A Funds	795,638	456,378	500,000	467,151	1,041,369	574,218	122.92%	245,731	30.88%
E Funds	796,149	840,700	673,964	452,557	476,410	23,853	5.27%	(319,739)	-40.16%
D Funds	10,471	28,791	40,425	52,216	34,377	(17,839)	-34.16%	23,906	228.31%
R Funds	22,738	23,878	5,915	15,040	14,330	(710)	-4.72%	(8,408)	-36.98%
S Funds	8,551	6,801	7,963	5,788	4,117	(1,671)	-28.87%	(4,434)	-51.85%
Total E & G Funds	1,633,547	1,356,548	1,228,268	992,752	1,570,603	577,851	42.60%	(62,944)	-3.85%
Auxiliary Breakdown									
Health Center	-	-	-	-	-	-	0.00%	-	0.00%
Housing	-	-	-	-	-	-	0.00%	-	0.00%
Bookstore	201,778	107,941	92,942	59,911	28,324	(31,587)	-52.72%	(173,454)	-85.96%
Vending/Concessions	-	-	-	-	-	-	0.00%	-	0.00%
Athletics	-	-	-	-	-	-	0.00%	-	0.00%
Food Service	-	-	-	-	-	-	0.00%	-	0.00%
Parking	-	-	-	-	-	-	0.00%	-	0.00%
Other	-	359	(4,119)	(3,931)	(3,952)	(21)	0.53%	(3,952)	0.00%
Total Auxiliary Funds	201,778	108,300	88,823	55,980	24,372	(31,608)	-29.19%	(177,406)	-87.92%
Quasi Endowments	-	-	-	-	-	-	0.00%	-	0.00%
Unexpended Plant Funds	201,441	213,608	279,498	185,075	276,424	91,349	49.36%	74,983	37.22%
Financial Statement Adjustments	(17,555)	(15,690)	-	(125,213)	(59,410)	65,803	-52.55%	(41,855)	238.42%
Total Unrestricted Net Position	2,019,211	1,662,766	1,596,590	1,108,594	1,811,989	703,395	63.45%	(207,222)	-10.26%
Change in Unrestricted Net Position	(98,735) -5%	(356,445) -18%	(66,176) -4%	(487,996) -31%	703,395 63%				
GASB 68 Pension Liability			(9,030,591)	(9,184,617)	(9,504,946)				
Total Unrestricted Net Position with GASB 68			(7,434,001)	(8,076,023)	(7,692,957)				
Per Audited Financial Statements			(7,434,001)	(8,076,023)	(7,692,957)				

UNIVERSITY OF SOUTH CAROLINA - Sumter
Unrestricted Net Position

	June 30, 2013	June 30, 2014	June 30, 2015	June 30, 2016	June 30, 2017	FY16 to FY17 Change	FY16 to FY17 % Change	FY13 to FY17 Change	FY13 to FY17 % Change
E & G Breakdown									
A Funds	1,585,773	2,097,504	2,933,509	2,997,033	3,360,886	363,853	12.14%	1,775,113	111.94%
E Funds	258,462	261,945	252,862	452,807	601,645	148,838	32.87%	343,183	132.78%
D Funds	47,382	55,279	0	1,285	13,426	12,141	944.82%	(33,956)	-71.66%
R Funds	998	1,524	45	65	2,131	2,066	3178.46%	1,133	113.53%
S Funds	-	-	-	-	-	-	0.00%	-	0.00%
Total E & G Funds	1,892,615	2,416,252	3,186,416	3,451,190	3,978,088	526,898	15.27%	2,085,473	110.19%
Auxiliary Breakdown									
Health Center	-	-	-	-	-	-	0.00%	-	0.00%
Housing	-	-	-	-	-	-	0.00%	-	0.00%
Bookstore	265,322	169,200	129,453	174,981	132,641	(42,340)	-24.20%	(132,681)	-50.01%
Vending/Concessions	-	-	-	-	-	-	0.00%	-	0.00%
Athletics	-	-	-	-	-	-	0.00%	-	0.00%
Food Service	1,560	(11,841)	(33,606)	(8,218)	11,072	19,290	-234.73%	9,512	609.74%
Parking	-	-	-	-	-	-	0.00%	-	0.00%
Other	521	521	521	642	680	38	5.92%	159	30.52%
Total Auxiliary Funds	267,403	157,880	96,368	167,405	144,393	(23,012)	-13.75%	(123,010)	-46.00%
Quasi Endowments	-	-	-	-	-	-	0.00%	-	0.00%
Unexpended Plant Funds	26,647	66,322	111,286	114,870	157,639	42,769	37.23%	130,992	491.58%
Financial Statement Adjustments	(4,600)	-	(12,200)	(231,841)	(181,837)	50,004	-21.57%	(177,237)	3852.98%
Total Unrestricted Net Position	2,182,065	2,640,454	3,381,871	3,501,624	4,098,283	596,659	17.04%	1,916,218	87.82%
Change in Unrestricted Net Position	1,009,263 86%	458,389 21%	741,417 28%	119,753 4%	596,659 17%				
GASB 68 Pension Liability			(7,717,015)	(7,865,518)	(8,133,330)				
Total Unrestricted Net Position with GASB 68			(4,335,144)	(4,363,894)	(4,035,047)				
Per Audited Financial Statements			(4,335,144)	(4,363,894)	(4,035,047)				

**UNIVERSITY OF SOUTH CAROLINA - Union
Unrestricted Net Position**

	June 30, 2013	June 30, 2014	June 30, 2015	June 30, 2016	June 30, 2017	FY16 to FY17 Change	FY16 to FY17 % Change	FY13 to FY17 Change	FY13 to FY17 % Change
E & G Breakdown									
A Funds	1,517,859	1,285,598	1,132,575	928,681	950,415	21,734	2.34%	(567,444)	-37.38%
E Funds	73,832	107,726	153,849	119,969	19,928	(100,041)	-83.39%	(53,904)	-73.01%
D Funds	24,643	20,299	16,490	18,959	4,015	(14,944)	-78.82%	(20,628)	-83.71%
R Funds	435	467	172	780	44	(736)	-94.36%	(391)	-89.89%
S Funds	(24,313)	-	-	-	-	-	0.00%	24,313	-100.00%
Total E & G Funds	1,592,456	1,414,090	1,303,086	1,068,389	974,402	(93,987)	-8.80%	(618,054)	-38.81%
Auxiliary Breakdown									
Health Center	-	-	-	-	-	-	0.00%	-	0.00%
Housing	-	-	-	-	-	-	0.00%	-	0.00%
Bookstore	27,106	(21,573)	(13,606)	(2,485)	4,714	7,199	-289.70%	(22,392)	-82.61%
Vending/Concessions	2,036	1,845	1,845	-	-	-	0.00%	(2,036)	-100.00%
Athletics	-	-	-	-	-	-	0.00%	-	0.00%
Food Service	-	-	-	-	-	-	0.00%	-	0.00%
Parking	-	-	-	-	-	-	0.00%	-	0.00%
Other	-	3,414	(675)	-	-	-	0.00%	-	0.00%
Total Auxiliary Funds	29,142	(16,314)	(12,437)	(2,485)	4,714	7,199	-289.70%	(24,428)	-83.82%
Quasi Endowments	-	-	-	-	-	-	0.00%	-	0.00%
Unexpended Plant Funds	161,979	145,891	185,171	206,012	221,141	15,129	7.34%	59,162	36.52%
Financial Statement Adjustments	(2,122)	(7,800)	(12,350)	(118,704)	(42,105)	76,599	-64.53%	(39,983)	1884.21%
Total Unrestricted Net Position	1,781,455	1,535,867	1,463,470	1,153,212	1,158,152	4,940	0.43%	(623,303)	-34.99%
Change in Unrestricted Net Position	18,700 1%	(245,588) -14%	(72,397) -5%	(310,258) -21%	4,940 0%				
GASB 68 Pension Liability			(4,391,072)	(4,451,012)	(4,610,774)				
Total Unrestricted Net Position with GASB 68			(2,927,602)	(3,297,800)	(3,452,622)				
Per Audited Financial Statements			(2,927,603)	(3,297,800)	(3,452,622)				

APPENDIX 7
UNIVERSITY OF SOUTH CAROLINA
ONECAROLINA BUDGET

Provided for information for the sixth fiscal year, the total “A” and “E” fund budget for the OneCarolina project is included as a separate appendix. This information includes actual expenditures since the beginning of the OneCarolina project in 2004. This budget is included as part of the Columbia “A” funds budget and rolls up to the total current funds presentation. New revenues are received from a portion of all Columbia student technology fees. Current technology fees are \$200 per full time student per semester and \$17 per credit hour for the part-time student. One half of all technology fees collected are allocated to the OneCarolina project. The other half are allocated to University Technology Services.

OneCarolina was initially funded with one-time allocations during the annual budget process and previously received below-the-line state appropriations funding. During the budget cuts from 2008-2012, funding to the OneCarolina project was reduced and the timeline delayed. The USC System Campuses are contributing a recurring \$375,000 total each year and provided a total \$1,750,000 in non-recurring funding for the Phase I Banner student systems implementation and the same amounts for the Phase II Oracle/PeopleSoft Finance implementation. Additional recurring and non-recurring amounts will be assessed to the campuses beginning in FY2020 to support the implementation and maintenance of the Human Capital Management (HCM) modules.

The Ellucian Banner system went live throughout the 2012-2013 fiscal year with modules implemented for Admissions, the Registrar, Financial Aid and the Bursar’s Office. This system supports the student administrative computing needs. The current ongoing annual support is \$4M.

The PeopleSoft Finance module went live on July 1, 2015. Significant configuration and issues quickly became evident particularly centered on purchasing, accounts payable, asset conversion and grant management. Throughout the 2016 fiscal year, with the infusion of additional external consultants, the system was stabilized and the University successfully closed the books on 2016. Initial issues with purchasing and accounts payable were successfully resolved and departmental and unit users now see the benefits of an integrated finance system with workflow that eliminates paper processes.

Stabilization of the Finance modules continued in 2017 and 2018. For 2017, a budget of \$5.5M was approved to further stabilize the PeopleSoft Finance operations. External consultants have worked with University staff to stabilize, train and optimize the conversion to PeopleSoft. Modules rolled out include Treasury to aid in cash management and reconciliation, Travel and Expense to move employee reimbursements off the mainframe system in advance of the HCM implementation, Purchasing Card to move from the Bank of America system and a reconfiguration of capital projects. Contract and Grant Account continues to provide challenges from the conversion of mainframe data, to configuration issues, to procedural issues within the department. Throughout 2018 University staff utilized external support from Attain to complete cleanup work with a target of 95% completion by June 30, 2018. This work follows the reviews by Accenture

and Kennedy and Company that provided a road map for resolving configuration and conversion issues.

Beginning with the 2018 fiscal year, the University began hiring business analysts to support the day-to-day operation of the PeopleSoft Finance modules, instead of continuing to utilize external consultants. With a tight labor market, filling these positions has been slow with three of six planned positions joining in the 2018 calendar year. Business analysts must be hired to ensure continuity of operations and provide enhancements to the system to reap the benefit of the efficiencies available in workflow and automated processes.

In the fall of 2015 a decision was made to delay the expected January 1, 2016 HCM HR/Payroll modules “go-live”. As issues with Finance were not resolved in the early part of 2016, this decision put the HR/Payroll implementation on hold to focus all attention on stabilizing the Finance system to ensure that the University could complete the annual financial cycle with the production of financial statements following the June 30, 2016 close out. During the 2017 fiscal year, the University worked with IBM to develop a plan for the implementation of HCM. This process is different from the Banner and Finance implantations in that an outsourced third party would lead the conversion. Additionally, staff have visited other higher education institutions that use PeopleSoft HCM to learn best practices for implementation and ongoing operations.

In the 2018 budget development cycle, the full \$24.5 million budget for the HCM implementation was approved and sources have been collected. In addition to the non-recurring budget, recurring funding is now in place to support the annual maintenance of Banner and the PeopleSoft hardware and software for the Finance system. Total recurring funds available from one half of the Columbia student technology fee total \$6,250,000. The campuses pay a recurring contribution of \$750,000 bringing the total to \$7,000,000. Additional recurring funds allocated in the 2018 fiscal year bring the total to \$10,631,000. The Finance and Human Resource Business Analyst budgets have been moved to those units. The HR project manager remains in the overall project budget. The recurring OneCarolina budget remaining is \$9,175,000.

The base Human Resource and Payroll modules are scheduled to go live on January 1, 2019 followed by the implementation of time and labor reporting on July 1, 2019. The University has deployed an Organizational Change Management Strategy for the HR/Payroll project to minimize the risks and disruption of the new technologies and to accelerate the realization of benefits from the system change. Enhanced communication and stakeholder engagement is intended to prepare both individuals and the organization for change.

With these additional resources to support the implementation of the PeopleSoft HCM modules, the University will benefit from a stable, integrated system and begin to terminate mainframe operations.

Sources of Funds	FINAL FY2005-2013	FINAL FY2014	FINAL FY2015	FINAL FY2016	FINAL FY2017	PRELIM FY2018	CUMULATIVE TOTALS	REMAINING BUDGET FY2018	PROJECTED JUNE 30, 2018 CUMULATIVE TOTALS	ESTIMATED FY2019	ESTIMATED FY2020	ESTIMATED FY2021	ESTIMATED FY2022
Budget Allocations	25,394,048	3,500,000	1,178,682	3,325,100	5,500,000	27,530,850	66,428,680	0	66,428,680	2,344,000	2,344,000	2,344,000	2,344,000
HCM One Time Allocation	0	0	0	0	0	0	0	0	0	0	0	0	0
FY2008 State Appropriation	3,000,000	0	0	0	0	0	3,000,000	0	3,000,000	0	0	0	0
USC Columbia Student Technology Fee	40,824,956	6,010,162	6,235,593	6,218,334	6,449,740	5,915,683	71,654,468	334,317	71,988,785	6,250,000	6,250,000	6,250,000	6,250,000
USC System Campuses	2,267,008	1,277,214	1,583,362	832,473	832,472	624,354	7,416,883	208,118	7,625,001	750,000	1,000,000	1,000,000	1,000,000
Funds Carried Forward from prior year		23,538,579	18,959,605	10,697,669	1,824,597	3,949,927	0	0	(23,444)	21,439,205	6,037,205	4,237,205	4,487,205
Total Sources	71,486,012	34,325,955	27,957,242	21,073,576	14,606,809	38,020,814	148,500,031	542,435	149,019,022	30,783,205	15,631,205	13,831,205	14,081,205
Expenditures													
Total Personnel and Fringe	10,193,008	3,048,531	2,229,794	638,391	15,618	747,149	16,872,492						
Total Contractual Services	35,581,360	9,791,516	15,008,923	18,687,651	10,076,463	9,422,281	98,568,194						
Total Supplies	1,341,354	21,958	20,056	77,344	573,899	13,836	2,048,447						
Fixed Charges - Excluding Fringe	5,413	1,549	800	(268,125)	(9,097)	18,008	(251,452)						
Educational Equipment	521,691	2,502,796	0	113,717	0	0	3,138,203						
Transfers Out - Capital Project	304,607	0	0	0	0	0	304,607						
Total Expenditures and Transfers Out	47,947,433	15,366,350	17,259,573	19,248,978	10,656,883	10,201,274	120,680,492	6,899,326	127,579,817	24,746,000	11,394,000	9,344,000	9,344,000
Ending Carryforward/ Current Balance	23,538,579	18,959,605	10,697,669	1,824,597	3,949,927	27,819,540	27,819,540	(6,356,891)	21,439,205	6,037,205	4,237,205	4,487,205	4,737,205

Project Implementation Budget as Approved by the Board of Trustees

OneCarolina Banner Implementation Authorization	58,453,000
OneCarolina PeopleSoft Authorization	34,835,000
OneCarolina PeopleSoft Triage FY2017	5,500,000
Total Implementation Authorization	98,788,000

Recurring Budget

Recurring Banner Maintenance	4,000,000
Recurring PeopleSoft Finance - Hardware/SW	3,000,000
FY18 Recurring Finance BAs	585,000
FY18 Recurring HCM BAs	871,000
FY18 Recurring Finance & HCM	2,175,000
	<u>10,631,000</u>
Transferred to Finance	-819,000
Transferred to HR	-468,000
	<u>9,344,000</u>
Non-Recurring Budget	
HCM - FY2018	7,554,000
HCM - FY2019	14,896,000
HCM - FY2020	2,050,000
	<u>24,500,000</u>

Ongoing - Banner upgrade, Database solution, Budget tool - Hyperion or similar

APPENDIX 8**UNIVERSITY OF SOUTH CAROLINA
OPERATING BUDGETS – UNIVERSITY PRESIDENT, BOARD OF TRUSTEES
OFFICE AND AUDIT & ADVISORY SERVICES**

Provided for information for the third fiscal year, the operating “A” fund budgets for the University President, Board of Trustees Office and Audit & Advisory Services Department are included as a separate appendix. This information is contained in the budget document as part of the Columbia “A” funds budget and rolls up to the total current funds presentation. The Audit & Advisory Services Department presents its budget annually to the Audit and Compliance Committee for review and adoption prior to inclusion in the full University budget.

President - Responsibility 01
Budget & Actual Summary - "A" Funds

	ACTUALS			BUDGET	
	FY2015	FY2016	FY2017	FY2018	FY2019
Recurring Budget	1,649,060	1,749,145	1,751,778	1,697,658	1,704,152
Pay Package/Fringe Allocation	25,085	2,633	28,880	6,494	0
Non-Recurring Budget	379,390	441,397	514,439	821,841	0
Total Budget Sources	2,053,535	2,193,175	2,295,097	2,525,993	1,704,152

	ACTUALS			BUDGET	
	FY2015	FY2016	FY2017	FY2018	FY2019
President's Office Salaries	629,411	625,757	525,884	856,852	759,765
President's Office Fringe Benefits	327,951	375,756	299,783	238,395	260,482
Special Event Salaries	259,067	272,449	275,060	215,000	255,000
Special Event Fringe Benefits	86,178	91,478	90,782	99,100	99,100
Travel	30,708	29,745	16,882	31,000	31,000
Telephone/Network Services	41,021	38,864	38,671	38,800	38,800
Printing & Advertising	13,640	12,754	15,835	20,605	20,605
Contractual Services	22,275	20,887	32,850	939,141	152,300
Postage & Supplies	66,008	73,823	81,268	81,200	81,200
Rents	8,416	7,553	7,634	5,900	5,900
Total Expenditures	1,484,676	1,549,066	1,384,649	2,525,993	1,704,152

**Board of Trustees - Responsibility 09
Budget & Actual Summary - "A" Funds**

	ACTUAL			BUDGET	
	FY2015	FY2016	FY2017	FY2018	FY2019
Recurring Budget	814,530	839,125	802,682	900,213	909,326
Commencement Supplement	75,000	75,000	75,000	0	0
Pay Package/Fringe Allocation	17,942	4,402	52,031	9,113	0
Non-Recurring Budget	396,818	447,604	147,015	131,949	0
Total Budget Sources	1,304,290	1,366,131	1,076,728	1,041,275	909,326

	ACTUAL			BUDGET	
	FY2015	FY2016	FY2017	FY2018	FY2019
Board Office Salaries	509,955	478,606	578,510	519,538	573,346
Board Office Fringe Benefits	138,233	149,612	163,373	175,819	180,000
Board Members Travel & Mileage	36,015	35,955	26,566	31,000	26,000
Secretary's Travel	857	660	2,723	800	800
Telephone/Network Services	8,709	8,884	8,775	9,521	9,530
Printing & Advertising	483	592	2,855	1,500	1,500
Contractual Services	94,410	118,108	87,152	227,267	45,205
Postage & Supplies	25,127	62,502	66,067	73,780	69,895
Rents	1,278	2,442	2,679	2,050	3,050
Total Expenditures	815,068	857,361	938,700	1,041,275	909,326

**Audit & Advisory Services - Responsibility 82
Budget & Actual Summary - "A" Funds**

	ACTUAL			BUDGET	
	FY2015	FY2016	FY2017	FY2018	FY2019
Recurring Budget	1,013,581	1,028,610	1,051,489	1,211,597	1,211,597
Pay Package/Fringe Allocation	0	2,879	31,313	-	-
Non-Recurring Budget	84,576	203,946	470,947	463,951	-
Total Budget Sources	1,098,157	1,235,435	1,553,749	1,675,548	1,211,597

	ACTUAL			BUDGET	
	FY2015	FY2016	FY2017	FY2018	FY2019
Audit & Advisory Salaries	587,445	723,762	743,245	754,764	830,347
Audit & Advisory Fringe Benefits	194,587	248,820	251,123	268,345	314,000
Travel & Training	22,288	28,372	23,654	30,000	31,000
Telephone/Network Services	3,440	6,128	5,233	7,820	5,100
Printing & Advertising	749	62	231	-	-
Contractual Services	81,931	59,123	16,775	605,351	20,650
Postage & Supplies	15,153	10,908	8,051	8,268	10,500
Rents	743	964	1,968	1,000	-
Total Expenditures	906,335	1,078,139	1,050,279	1,675,548	1,211,597

APPENDIX 9**UNIVERSITY OF SOUTH CAROLINA
SYSTEM SUMMARY – FY2019 TOTAL CURRENT FUNDS**

The section that follows provides a summary of the USC system total current funds. This summary is in the same format as the campus detail.

UNIVERSITY OF SOUTH CAROLINA SYSTEM BUDGET SUMMARY
Statement of Total Current Funds Resources and Uses

	ACTUAL 2017	PROJECTED 2018			PROPOSED 2019				PRELIMINARY 2020			
	TOTAL 2017	Projected Unrestricted	Projected Restricted	TOTAL 2018	Proposed Unrestricted	Proposed Restricted	TOTAL 2019	Percent Resources or Uses	Proposed Unrestricted	Proposed Restricted	TOTAL 2020	Percent Resources or Uses
Sources:												
Revenue:												
Tuition and Fees	765,029,470	793,719,725	0	793,719,725	813,329,514	0	813,329,514	41.97%	822,367,734	0	822,367,734	41.85%
State Appropriations	158,284,432	162,904,575	426,965	163,331,540	175,668,200	426,965	176,095,165	9.09%	174,060,766	426,965	174,487,731	8.88%
Grants, Contracts and Gifts	366,985,199	37,662,888	336,476,931	374,139,819	38,764,259	341,088,025	379,852,284	19.60%	39,346,813	344,850,517	384,197,330	19.55%
Sales and Service Educational & Other Sources	38,836,083	36,328,206	5,871,002	42,199,208	34,548,566	5,975,766	40,524,332	2.09%	35,349,645	5,974,340	41,323,985	2.10%
Sales and Service of Auxiliary Enterprises	220,582,082	229,799,139	0	229,799,139	225,975,163	0	225,975,163	11.66%	229,678,449	0	229,678,449	11.69%
Total	1,549,717,267	1,260,414,533	342,774,898	1,603,189,431	1,288,285,702	347,490,756	1,635,776,458	84%	1,300,803,407	351,251,822	1,652,055,229	84%
Transfers and Prior Year Balances:												
Net Transfers	(53,176,775)	(54,663,922)	(3,724,759)	(58,388,681)	(36,222,062)	(2,309,889)	(38,531,951)	-1.99%	(30,431,983)	(2,284,811)	(32,716,794)	-1.66%
Beginning Fund Balance	299,975,911	311,982,979	10,351,775	322,334,754	340,688,069	0	340,688,069	17.58%	345,761,840	0	345,761,840	17.60%
Total	246,799,136	257,319,057	6,627,016	263,946,073	304,466,007	(2,309,889)	302,156,118	16%	315,329,857	(2,284,811)	313,045,046	16%
Total Current Resources	1,796,516,402	1,517,733,590	349,401,914	1,867,135,504	1,592,751,709	345,180,867	1,937,932,576	100%	1,616,133,264	348,967,011	1,965,100,275	100%
Uses:												
Educational and General:												
Instruction	430,994,584	443,011,164	614,742	443,625,906	464,019,157	690,491	464,709,648	29.19%	469,755,517	663,705	470,419,222	29.31%
Research	161,214,604	38,762,495	130,597,722	169,360,217	30,586,392	126,786,293	157,372,685	9.88%	36,990,018	129,203,338	166,193,356	10.35%
Public Service	66,005,120	10,869,729	50,551,196	61,420,925	10,312,383	52,119,321	62,431,704	3.92%	10,111,347	52,160,140	62,271,487	3.88%
Academic Support	97,951,069	103,277,495	1,231,225	104,508,720	80,644,374	427,722	81,072,096	5.09%	112,878,223	391,746	113,269,969	7.06%
Student Services	76,120,509	75,054,417	3,332,758	78,387,175	72,725,630	3,781,228	76,506,858	4.81%	82,058,154	4,114,930	86,173,084	5.37%
Institutional Support	92,252,422	94,303,149	1,990,221	96,293,370	173,764,522	2,121,427	175,885,949	11.05%	102,853,085	2,119,472	104,972,557	6.54%
Operation and Maintenance of Plant	89,884,228	89,488,349	81,216	89,569,565	94,461,750	100,000	94,561,750	5.94%	93,333,626	100,000	93,433,626	5.82%
Scholarships and Fellowships	287,484,086	147,429,054	161,002,834	308,431,888	142,014,965	159,154,385	301,169,350	18.92%	166,741,088	160,213,680	326,954,768	20.37%
Total Educational & General Expenditures	1,301,906,622	1,002,195,852	349,401,914	1,351,597,766	1,068,529,173	345,180,867	1,413,710,040	89%	1,074,721,058	348,967,011	1,423,688,069	89%
Total Auxiliary Enterprises	172,275,026	174,849,669	0	174,849,669	178,460,696	0	178,460,696	11%	181,539,894	0	181,539,894	11%
Total Current Uses	1,474,181,648	1,177,045,521	349,401,914	1,526,447,435	1,246,989,869	345,180,867	1,592,170,736	100%	1,256,260,952	348,967,011	1,605,227,963	100%
Ending Fund Balance	322,334,754	340,688,069	0	340,688,069	345,761,840	0	345,761,840		359,872,312	0	359,872,312	

UNIVERSITY OF SOUTH CAROLINA SYSTEM BUDGET SUMMARY
Statement of Current Unrestricted Funds Resources and Uses

	ACTUAL 2017	PROJECTED 2018			PROPOSED 2019				PRELIMINARY 2020			
	Total Unrestricted Funds	General	Other	Total Unrestricted Funds	General	Other	Total Unrestricted Funds	Percent of Resources or Uses	General	Other	Total Unrestricted Funds	Percent of Resources or Uses
Resources:												
Revenue:												
Tuition and Fees	765,029,470	743,410,721	50,309,004	793,719,725	768,370,247	44,959,267	813,329,514	51.06%	777,097,929	45,269,805	822,367,734	50.88%
State Appropriations	157,818,499	162,904,575	0	162,904,575	175,668,200	0	175,668,200	11.03%	174,060,766	0	174,060,766	10.77%
Grants, Contracts and Gifts	41,552,180	5,498,180	32,164,708	37,662,888	6,192,261	32,571,998	38,764,259	2.43%	6,928,743	32,418,070	39,346,813	2.43%
Sales and Service Educational & Other Sources	38,490,271	15,097,539	21,230,667	36,328,206	13,745,926	20,802,640	34,548,566	2.17%	14,140,432	21,209,213	35,349,645	2.19%
Sales and Service Auxiliary Enterprises	220,582,082	0	229,799,139	229,799,139	0	225,975,163	225,975,163	14.19%	0	229,678,449	229,678,449	14.21%
Total Unrestricted Revenue	1,223,472,502	926,911,015	333,503,518	1,260,414,533	963,976,634	324,309,068	1,288,285,702	81%	972,227,870	328,575,537	1,300,803,407	80%
Transfers and Prior Year Balances:												
Net Transfers	(51,552,203)	21,808,484	(76,472,406)	(54,663,922)	24,681,037	(60,903,099)	(36,222,062)	-2.27%	25,085,929	(55,517,912)	(30,431,983)	-1.88%
Beginning Fund Balance	280,343,672	150,750,681	161,232,298	311,982,979	182,027,901	158,660,168	340,688,069	21.39%	179,868,905	165,892,935	345,761,840	21.39%
Total	228,791,469	172,559,165	84,759,892	257,319,057	206,708,938	97,757,069	304,466,007	19%	204,954,834	110,375,023	315,329,857	20%
Total Resources	1,452,263,971	1,099,470,180	418,263,410	1,517,733,590	1,170,685,572	422,066,137	1,592,751,709	100%	1,177,182,704	438,950,560	1,616,133,264	100%
Uses:												
Educational and General:												
Instruction	430,323,819	435,296,787	7,714,377	443,011,164	456,669,450	7,349,707	464,019,157	37.21%	462,576,654	7,178,863	469,755,517	37.39%
Research	40,772,273	21,975,395	16,787,100	38,762,495	15,223,592	15,362,800	30,586,392	2.45%	21,583,788	15,406,230	36,990,018	2.94%
Public Service	11,524,394	4,262,312	6,607,417	10,869,729	4,211,528	6,100,855	10,312,383	0.83%	4,270,968	5,840,379	10,111,347	0.80%
Academic Support	97,357,257	97,612,247	5,665,248	103,277,495	74,450,805	6,193,569	80,644,374	6.47%	106,685,225	6,192,998	112,878,223	8.99%
Student Services	73,200,583	48,137,050	26,917,367	75,054,417	45,664,870	27,060,760	72,725,630	5.83%	54,928,580	27,129,574	82,058,154	6.53%
Institutional Support	90,612,718	84,848,729	9,454,420	94,303,149	161,946,566	11,817,956	173,764,522	13.93%	91,311,580	11,541,505	102,853,085	8.19%
Operation and Maintenance of Plant	89,853,166	89,192,281	296,068	89,488,349	94,165,358	296,392	94,461,750	7.58%	93,039,116	294,510	93,333,626	7.43%
Scholarships and Fellowships	134,361,756	136,117,478	11,311,576	147,429,054	138,484,498	3,530,467	142,014,965	11.39%	163,209,914	3,531,174	166,741,088	13.27%
Total Educational & General Expenditures	968,005,966	917,442,279	84,753,573	1,002,195,852	990,816,667	77,712,506	1,068,529,173	86%	997,605,825	77,115,233	1,074,721,058	86%
Total Auxiliary Enterprises	172,275,026	0	174,849,669	174,849,669	0	178,460,696	178,460,696	14%	0	181,539,894	181,539,894	14%
Total Uses	1,140,280,992	917,442,279	259,603,242	1,177,045,521	990,816,667	256,173,202	1,246,989,869	100%	997,605,825	258,655,127	1,256,260,952	100%
Ending Fund Balance	311,982,979	182,027,901	158,660,168	340,688,069	179,868,905	165,892,935	345,761,840		179,576,879	180,295,433	359,872,312	

UNIVERSITY OF SOUTH CAROLINA SYSTEM
FY 2017 ACTUAL UNRESTRICTED CURRENT FUNDS SUMMARY

	A Funds	B Funds	C Funds	D Funds	E Funds	R Funds	S Funds	TOTAL
<u>RESOURCES:</u>								
Revenue:								
Tuition and Fees	717,310,751	0	0	15,926,056	31,792,663	0	0	765,029,470
State Appropriations	157,818,499	0	0	0	0	0	0	157,818,499
Grants, Contracts and Gifts	5,721,196	0	0	439,415	35,495,305	139,862	(243,598)	41,552,180
Sales and Service of Educ. & Other Sources	14,983,492	0	0	4,339,231	18,430,782	100,314	636,452	38,490,271
Sales and Service of Auxiliary Enterprise	0	69,883,714	150,698,368	0	0	0	0	220,582,082
Total	895,833,938	69,883,714	150,698,368	20,704,702	85,718,750	240,176	392,854	1,223,472,502
Transfers:								
Transfers-In	41,381,808	8,189,174	460,782	8,360,005	54,784,575	800,854	9,093,057	123,070,255
Transfers-Out	(31,627,245)	(36,038,988)	(22,731,418)	(9,205,691)	(73,919,905)	(119,088)	(980,123)	(174,622,458)
Net Transfers	9,754,563	(27,849,814)	(22,270,636)	(845,686)	(19,135,330)	681,766	8,112,934	(51,552,203)
Prior Year's Fund Balance	128,899,637	32,597,153	30,460,492	6,512,685	77,902,202	1,767,653	2,203,850	280,343,672
TOTAL RESOURCES	1,034,488,138	74,631,053	158,888,224	26,371,701	144,485,622	2,689,595	10,709,638	1,452,263,971
<u>USES:</u>								
Educational and General Expenditures:								
Instruction	421,383,020	0	0	32,027	8,894,664	14,108	0	430,323,819
Research	22,487,771	0	0	0	18,284,102	400	0	40,772,273
Public Service	4,273,292	0	0	0	7,211,363	39,739	0	11,524,394
Academic Support	91,505,179	0	0	21,431	5,762,717	67,930	0	97,357,257
Student Services	46,440,969	0	0	17,540,295	9,064,926	154,393	0	73,200,583
Institutional Support	82,966,256	0	0	0	7,016,475	629,987	0	90,612,718
Operation and Maintenance of Plant	88,950,230	0	0	0	902,936	0	0	89,853,166
Scholarships and Fellowships	125,730,740	0	0	0	2,595	0	8,628,421	134,361,756
Total	883,737,457	0	0	17,593,753	57,139,778	906,557	8,628,421	968,005,966
Auxiliary Expenditures	0	45,946,959	126,328,067	0	0	0	0	172,275,026
TOTAL USES	883,737,457	45,946,959	126,328,067	17,593,753	57,139,778	906,557	8,628,421	1,140,280,992
Fund Balance	150,750,681	28,684,094	32,560,157	8,777,948	87,345,844	1,783,038	2,081,217	311,982,979

**UNIVERSITY OF SOUTH CAROLINA SYSTEM
FY 2018 PROJECTED UNRESTRICTED CURRENT FUNDS SUMMARY**

	A Funds	B Funds	C Funds	D Funds	E Funds	R Funds	S Funds	TOTAL
<u>RESOURCES:</u>								
<u>Revenue:</u>								
Tuition and Fees	743,410,721	0	0	16,643,904	33,665,100	0	0	793,719,725
State Appropriations	162,904,575	0	0	0	0	0	0	162,904,575
Grants, Contracts and Gifts	5,498,180	0	0	376,996	31,348,883	151,410	287,419	37,662,888
Sales and Service of Educ. & Other Sources	15,097,539	0	0	3,907,330	16,593,968	164,632	564,737	36,328,206
Sales and Service of Auxiliary Enterprise	0	80,246,514	149,552,625	0	0	0	0	229,799,139
Total	926,911,015	80,246,514	149,552,625	20,928,230	81,607,951	316,042	852,156	1,260,414,533
<u>Transfers:</u>								
Transfers-In	55,335,300	6,916,408	714,570	6,183,341	23,820,065	873,038	8,786,846	102,629,568
Transfers-Out	(33,526,816)	(33,729,443)	(30,341,405)	(7,017,322)	(52,731,936)	(40,479)	93,911	(157,293,490)
Net Transfers	21,808,484	(26,813,035)	(29,626,835)	(833,981)	(28,911,871)	832,559	8,880,757	(54,663,922)
Prior Year's Fund Balance	150,750,681	28,684,094	32,560,157	8,777,948	87,345,844	1,783,038	2,081,217	311,982,979
TOTAL RESOURCES	1,099,470,180	82,117,573	152,485,947	28,872,197	140,041,924	2,931,639	11,814,130	1,517,733,590
<u>USES:</u>								
<u>Educational and General Expenditures:</u>								
Instruction	435,296,787	0	0	24,074	7,671,841	18,462	0	443,011,164
Research	21,975,395	0	0	0	16,786,527	573	0	38,762,495
Public Service	4,262,312	0	0	0	6,557,456	49,961	0	10,869,729
Academic Support	97,612,247	0	0	19,228	5,565,603	80,417	0	103,277,495
Student Services	48,137,050	0	0	18,789,511	7,914,953	212,903	0	75,054,417
Institutional Support	84,848,729	0	0	0	8,731,468	722,951	0	94,303,149
Operation and Maintenance of Plant	89,192,281	0	0	0	296,068	0	0	89,488,349
Scholarships and Fellowships	136,117,478	0	0	0	2,132	0	11,309,444	147,429,054
Total	917,442,279	0	0	18,832,813	53,526,049	1,085,267	11,309,444	1,002,195,852
Auxiliary Expenditures	0	59,764,289	115,085,380	0	0	0	0	174,849,669
TOTAL USES	917,442,279	59,764,289	115,085,380	18,832,813	53,526,049	1,085,267	11,309,444	1,177,045,521
<u>Fund Balance</u>	182,027,901	22,353,284	37,400,567	10,039,384	86,515,875	1,846,372	504,686	340,688,069

UNIVERSITY OF SOUTH CAROLINA SYSTEM
FY 2019 PROPOSED UNRESTRICTED CURRENT FUNDS SUMMARY

	A Funds	B Funds	C Funds	D Funds	E Funds	R Funds	S Funds	TOTAL
<u>RESOURCES:</u>								
Revenue:								
Tuition and Fees	768,370,247	0	0	16,818,618	28,140,649	0	0	813,329,514
State Appropriations	175,668,200	0	0	0	0	0	0	175,668,200
Grants, Contracts and Gifts	6,192,261	0	0	507,582	31,944,408	119,583	425	38,764,259
Sales and Service of Educ. & Other Sources	13,745,926	0	0	3,741,087	16,305,785	150,768	605,000	34,548,566
Sales and Service of Auxiliary Enterprise	0	80,959,536	145,015,627	0	0	0	0	225,975,163
Total	963,976,634	80,959,536	145,015,627	21,067,287	76,390,842	270,351	605,425	1,288,285,702
Transfers:								
Transfers-In	37,006,567	6,769,990	203,120	6,204,268	17,832,708	847,800	8,772,300	77,636,753
Transfers-Out	(12,325,530)	(28,640,692)	(18,169,015)	(8,422,089)	(46,126,889)	(30,000)	(144,600)	(113,858,815)
Net Transfers	24,681,037	(21,870,702)	(17,965,895)	(2,217,821)	(28,294,181)	817,800	8,627,700	(36,222,062)
Prior Year's Fund Balance	182,027,901	22,353,284	37,400,567	10,039,384	86,515,875	1,846,372	504,686	340,688,069
TOTAL RESOURCES	1,170,685,572	81,442,118	164,450,299	28,888,850	134,612,536	2,934,523	9,737,811	1,592,751,709
<u>USES:</u>								
Educational and General Expenditures:								
Instruction	456,669,450	0	0	0	7,177,409	0	172,298	464,019,157
Research	15,223,592	0	0	0	15,356,946	0	5,854	30,586,392
Public Service	4,211,528	0	0	0	5,660,422	1,400	439,033	10,312,383
Academic Support	74,450,805	0	0	15,842	5,582,104	49,918	545,705	80,644,374
Student Services	45,664,870	0	0	18,845,156	7,031,676	130,982	1,052,946	72,725,630
Institutional Support	161,946,566	0	0	0	7,495,502	205,000	4,117,454	173,764,522
Operation and Maintenance of Plant	94,165,358	0	0	0	296,392	0	0	94,461,750
Scholarships and Fellowships	138,484,498	0	0	0	1,858	642,409	2,886,200	142,014,965
Total	990,816,667	0	0	18,860,998	48,602,309	1,029,709	9,219,490	1,068,529,173
Auxiliary Expenditures	0	58,541,145	119,919,551	0	0	0	0	178,460,696
TOTAL USES	990,816,667	58,541,145	119,919,551	18,860,998	48,602,309	1,029,709	9,219,490	1,246,989,869
Fund Balance	179,868,905	22,900,973	44,530,748	10,027,852	86,010,227	1,904,814	518,321	345,761,840

UNIVERSITY OF SOUTH CAROLINA SYSTEM
FY 2020 PRELIMINARY UNRESTRICTED CURRENT FUNDS SUMMARY

	A Funds	B Funds	C Funds	D Funds	E Funds	R Funds	S Funds	TOTAL
<u>RESOURCES:</u>								
Revenue:								
Tuition and Fees	777,097,929	0	0	16,841,935	28,427,870	0	0	822,367,734
State Appropriations	174,060,766	0	0	0	0	0	0	174,060,766
Grants, Contracts and Gifts	6,928,743	0	0	504,699	31,792,363	120,583	425	39,346,813
Sales and Service of Educ. & Other Sources	14,140,432	0	0	3,667,855	16,784,590	151,768	605,000	35,349,645
Sales and Service of Auxiliary Enterprise	0	82,537,703	147,140,746	0	0	0	0	229,678,449
Total	972,227,870	82,537,703	147,140,746	21,014,489	77,004,823	272,351	605,425	1,300,803,407
Transfers:								
Transfers-In	42,451,655	6,773,490	205,876	5,779,268	17,767,281	848,300	8,466,600	82,292,470
Transfers-Out	(17,365,726)	(26,065,702)	(18,412,680)	(7,472,684)	(43,233,061)	(30,000)	(144,600)	(112,724,453)
Net Transfers	25,085,929	(19,292,212)	(18,206,804)	(1,693,416)	(25,465,780)	818,300	8,322,000	(30,431,983)
Prior Year's Fund Balance	179,868,905	22,900,973	44,530,748	10,027,852	86,010,227	1,904,814	518,321	345,761,840
TOTAL RESOURCES	1,177,182,704	86,146,464	173,464,690	29,348,925	137,549,270	2,995,465	9,445,746	1,616,133,264
<u>USES:</u>								
Educational and General Expenditures:								
Instruction	462,576,654	0	0	0	7,015,569	0	163,294	469,755,517
Research	21,583,788	0	0	0	15,400,157	0	6,073	36,990,018
Public Service	4,270,968	0	0	0	5,443,227	1,400	395,752	10,111,347
Academic Support	106,685,225	0	0	167,125	5,419,577	46,300	559,996	112,878,223
Student Services	54,928,580	0	0	18,847,123	6,800,656	129,600	1,352,195	82,058,154
Institutional Support	91,311,580	0	0	0	7,855,215	200,500	3,485,790	102,853,085
Operation and Maintenance of Plant	93,039,116	0	0	0	294,510	0	0	93,333,626
Scholarships and Fellowships	163,209,914	0	0	0	1,765	641,909	2,887,500	166,741,088
Total	997,605,825	0	0	19,014,248	48,230,676	1,019,709	8,850,600	1,074,721,058
Auxiliary Expenditures	0	60,728,594	120,811,300	0	0	0	0	181,539,894
TOTAL USES	997,605,825	60,728,594	120,811,300	19,014,248	48,230,676	1,019,709	8,850,600	1,256,260,952
Fund Balance	179,576,879	25,417,870	52,653,390	10,334,677	89,318,594	1,975,756	595,146	359,872,312

UNIVERSITY OF SOUTH CAROLINA SYSTEM BUDGET SUMMARY
Statement of Restricted Funds Resources and Uses

	ACTUAL 2017	PROJ 2018	PROPOSED 2019		PRELIMINARY 2020	
	Actual Restricted	Projected Restricted	Proposed Restricted	Percent of Resources or Uses	Proposed Restricted	Percent of Resources or Uses
Sources:						
Revenue:						
Tuition and Fees	0	0	0	0.00%	0	0.00%
State Appropriations	465,933	426,965	426,965	0.12%	426,965	0.12%
Federal Grants and Contracts	157,668,609	158,545,173	160,549,266	46.51%	162,250,561	46.49%
State Grants and Contracts	123,590,882	127,979,643	129,373,396	37.48%	130,810,300	37.49%
Local Grants and Contracts	1,228,156	1,158,614	1,160,089	0.34%	1,167,504	0.33%
Non-Governmental Grants and Contracts	28,131,445	33,802,277	34,945,636	10.12%	35,431,423	10.15%
Private Gifts	14,813,933	14,991,224	15,059,638	4.36%	15,190,729	4.35%
Endowment Income	(1,221,337)	4,294,735	4,326,616	1.25%	4,365,982	1.25%
Interest Income	325,070	337,250	339,023	0.10%	342,067	0.10%
Other Sources	1,242,074	1,239,017	1,310,127	0.38%	1,266,291	0.36%
Total	326,244,765	342,774,898	347,490,756	101%	351,251,822	101%
Transfers and Prior Year Balances:						
Net Transfers	(1,624,572)	(3,724,759)	(2,309,889)	-0.67%	(2,284,811)	-0.65%
Beginning Fund Balance	19,632,239	10,351,775	0	0.00%	0	0.00%
Total	18,007,667	6,627,016	(2,309,889)	-1%	(2,284,811)	-1%
Total Current Resources	344,252,431	349,401,914	345,180,867	100%	348,967,011	100%
Uses:						
Educational and General:						
Instruction	670,765	614,742	690,491	0.20%	663,705	0.19%
Research	120,442,330	130,597,722	126,786,293	36.73%	129,203,338	37.02%
Public Service	54,480,727	50,551,196	52,119,321	15.10%	52,160,140	14.95%
Academic Support	593,812	1,231,225	427,722	0.12%	391,746	0.11%
Student Services	2,919,926	3,332,758	3,781,228	1.10%	4,114,930	1.18%
Institutional Support	1,639,704	1,990,221	2,121,427	0.61%	2,119,472	0.61%
Operation and Maintenance of Plant	31,062	81,216	100,000	0.03%	100,000	0.03%
Scholarships and Fellowships	153,122,330	161,002,834	159,154,385	46.11%	160,213,680	45.91%
Total Educational & General Expenditures	333,900,656	349,401,914	345,180,867	100%	348,967,011	100%
Total Current Uses	333,900,656	349,401,914	345,180,867	100%	348,967,011	100%
Ending Fund Balance	10,351,775	0	0		0	

APPENDIX 10

UNIVERSITY OF SOUTH CAROLINA ALTERNATIVE BUDGET FORMAT

The USC operating budget presented in this document provides detailed information on the University's current unrestricted and restricted operating accounts. The adoption of this document by the University's Board of Trustees represents a forward-looking statement of strategic priorities for the University of South Carolina that highlights responsible resource management as well as provides a basis for measuring progress over the course of the fiscal year.

This budget document does not currently include activity in the University's "noncurrent" funds. These funds, including student loan ("T") funds, endowment ("V") funds, unexpended plant/construction/project ("W") funds, debt service ("X") funds and fixed asset ("Y") funds, are specified in purpose and, due to underlying obligations, are not readily available to support the general operations of the University. While these funds are not included for Board of Trustees' approval as part of the operating budget, the activity is dictated by the Board's decisions to participate in federal and other loan programs, accept endowment funds, undertake projects, enter in to purchases of capitalizable equipment and issue debt.

Annually, all fund activities (current and noncurrent) are reported as part of the Statement of Revenues, Expenses and Changes in Net Position (SRECNP) that is included in the University's Comprehensive Annual Financial Report (CAFR). The CAFR and SRECNP represents a historical perspective on the University's performance in accordance with Generally Accepted Accounting Principles (GAAP). The CAFR presentation allows for enhanced comparability of the University's financial performance to other organizations in the public higher education sector. Annually, an external auditor issues an audit opinion on the financial statements included in the CAFR, which provides users with reasonable assurance that the financial information is presented fairly, in all material respects, and in accordance with GAAP.

In order to present information in accordance with GAAP, certain financial statement adjustments are made to account classifications. Examples of such adjustments are scholarship allowances that provide for the required spending authority to be offered, but may result in double counting revenue if not properly eliminated, and indirect cost recovery that recognizes the facility and administrative costs related to grant and contract activities, but can also result in duplicated revenue if not eliminated.

In the noncurrent funds, important adjustments are included for addition of capital assets, activity related to the repayment of debt (principal and interest portions, with principal offsets to report interest expense only in the SRECNP), depreciation, changes to endowment, and GAAP-related adjustments for pension expense.

To provide readers of this document a better understanding of the relationship between the operating budget (budget document) and the CAFR, this narrative and supporting schedule have been drafted as a working document. Because major revenue and expense factors (e.g. student enrollment and employment levels) can be fluid throughout the year, significant variation between projected CAFR results and actual CAFR results should be expected, but that should not impair the illustrative nature of this document. In 2018, the Southern Association of College and University Business Officers (SACUBO) recognized the University's efforts to develop this document as a "best practice."

Using the USC System information to illustrate, the following schedule highlights relationships between the budget document and the CAFR:

Note: Certain revenues and expenditures are categorized differently for this presentation to be consistent with CAFR, but total resources and total uses are consistent with information presented in the "Summary of Current Funds Revenue" and "Summary of Current Funds Expenditures" as presented in this document.

ADJUSTMENTS TO RECONCILE BUDGET TO PROJECTED CAFR						
	TOTAL BUDGETED FUNDS (SYSTEM)	Adjustment Detail	Financial Statement Adjustment/ Presentation Changes	Loan and Endowment Fund Adjustments	Project, Debt and Fixed Asset Adjustments	TOTAL IN PROJ. CAFR
OPERATING REVENUE						
Tuition and fees	\$832.13		--	--	--	\$832.13
		Bond Portion of Board Mandated Fees	--	--	37.51	37.51
		Adjustment for Abatements – treated as expense in budget and as contra-revenue in CAFR	(117.27)	--	--	(117.27)
		Scholarship Allowance – Tuition	(192.50)	--	--	(192.50)
Tuition and Fees (Net) Per Projected CAFR						\$559.87
Grants/Contracts	288.01		--	--	--	288.01
		Loan fund activity	--	0.11	--	0.11
Grants/Contracts Per Projected CAFR						288.12
Sales & Services – Educational	52.62		--	--	--	52.62
		Adjustment for indirect cost recovery – treated as a revenue in budget and as contra-expense in CAFR	(24.48)	--	--	(24.48)
		Adjustment for scholarship admin fees – treated as revenue in budget and as contra-expense in CAFR	(0.29)	--	--	(0.29)
Sales & Services – Educational Per Projected CAFR						27.85
Sales & Services – Auxiliary	179.28		--	--	--	179.28
		Scholarship Allowance – Housing	(3.14)	--	--	(3.14)
Sales & Services – Auxiliary Per Projected CAFR						176.14
Other Operating Revenue	8.11		--	--	--	8.11
		Bond Portion of Ticket Sales	--	--	3.99	3.99
		Interest Charges on Loans	--	0.31	--	0.31
Other Operating Revenue – Per Projected CAFR						12.41
TOTAL OPERATING REVENUE	1,360.15	All Operating Adjustments	(337.68)	0.42	41.50	1,064.39
NONOPERATING REVENUE						
State Appropriations	176.09		--	--	--	176.09
Nonoperating Grants/Contracts	52.00		--	--	--	52.00
Invest/ Endow. Income	5.14		--	--	--	5.14
		Int./Earnings on balances	--	0.52	3.78	4.30
		Misc. Investment Income	--	0.13	--	0.13
Investment/Endowment Income Per Projected CAFR						9.57
Gifts	42.39		--	--	--	42.39
Gifts Per Projected CAFR						42.39
Other Nonoperating Revenue	0.00		--	--	--	0.00
		Interest on Capital Asset related debt	--	--	(20.91)	(20.91)
Other Nonoperating Revenue Per Projected CAFR						(20.91)
TOTAL NON OPERATING REVENUE	275.62	All Nonoperating Adjustments	--	0.65	(17.13)	259.14
TOTAL RESOURCES	1,635.77	All Adjustments	(337.68)	1.07	24.37	1,323.53

ADJUSTMENTS TO RECONCILE BUDGET TO PROJECTED CAFR						
TOTAL BUDGETED FUNDS (SYSTEM)	Adjustment Detail	Financial Statement Adjustment/ Presentation Changes	Loan and Endowment Fund Adjustments	Project, Debt and Fixed Asset Adjustments	TOTAL IN PROJ. CAFR	
OPERATING EXPENSES & TRANSFERS						
Salaries & Wages	626.51	--	--	--	626.51	
Fringe Benefits	213.55	--	--	--	213.55	
	Pension/OPEB Expense	36.00	--	--	36.00	
Fringe Benefits Per Projected CAFR					249.55	
Utilities	35.05	--	--	--	35.05	
Services & Supplies	394.78	--	--	--	394.78	
	Adjustment for indirect cost recovery – treated as a revenue in budget and as contra-expense in CAFR	(24.48)	--	--	(24.48)	
	Loan Processing Activity	--	0.46	--	0.46	
	Capital Project Expenses	--	--	87.44	87.44	
	Principal Portion of Debt	--	--	26.38	26.38	
	Offsets for principal portion of debt service and capital additions (including certain gifts) and plant investments (to capitalize)	--	--	(130.56)	(130.56)	
	Adjustment for scholarship admin fee – treated as revenue in budget and contra-expense in CAFR	(0.29)	--	--	(0.29)	
Supplies & Services – Per Projected CAFR					353.73	
Scholarships & Fellowships	322.28	--	--	--	322.28	
	Scholarship Allowance Exp.	(195.64)	--	--	(195.64)	
	Adjustment for Abatements – treated as expense in budget and as contra-revenue in CAFR	(117.27)	--	--	(117.27)	
Scholarships & Fellowships Per Projected CAFR					9.37	
Depreciation Expense	0.00	--	--	--	0.0	
	Depreciation Expense	--	--	67.19	67.19	
Depreciation Expense Per Projected CAFR					67.19	
TOTAL OPERATING EXPENSES	1,592.17	All Adjustments	(301.68)	0.46	50.45	1,341.40
Transfers Out – Net	38.53	--	--	--	38.53	
	Transfers from Quasi Endowment	--	0.50	--	0.50	
	Transfers for Capital Project funds	--	--	(29.99)	(29.99)	
	Transfers for Debt Service	--	--	(9.04)	(9.04)	
Transfers Out – Net Per Projected CAFR					0.0	
TOTAL ALL USES	1,630.70	All Adjustments	(301.68)	0.96	11.42	1,341.40
CHANGE IN NET POSITION BEFORE OTHER ADDITIONS	5.07		(36.00)	0.11	12.95	(17.87)
Other Additions						
	State Capital Appropriations	--	--	20.34	20.34	
	Capital Gifts	--	--	7.50	7.50	
Total Other Additions Per Projected CAFR						
TOTAL CHANGE IN NET POSITION	\$5.07	All Adjustments	\$(36.00)	\$0.11	\$40.79	\$9.97

APPENDIX 11

UNIVERSITY OF SOUTH CAROLINA STATE BASE PAY INCREASE AND FRINGE BENEFITS HISTORY

STATE BASE PAY INCREASES

FISCAL YEAR	BASE PAY INCREASE	NOTES
2002-03	0.00%	
2003-04	0.00%	
2004-05	3.00%	
2005-06	4.00%	
2006-07	3.00%	
2007-08	3.00%	
2008-09	1.00%	
2009-10	0.00%	
2010-11	0.00%	
2011-12	0.00%	
2012-13	3.00%	
2013-14	0.00%	
2014-15	2.00%	
2015-16	0.00%	\$800 One-time bonus for employees in FTE position as of 7/1/15 earning less than \$100,000
2016-17	3.25%	
2017-18	0.00%	
2018-19	0.00%	

STATE HEALTH PLAN MONTHLY PREMIUM INCREASES

State Health Plan operates on calendar year basis w/ premiums adjusted on January 1st each year.

EMPLOYER*	2012	2013	2014	2015	2016	2017	2018	Estimate 2019**
Employee Only	295.48	314.08	335.20	348.08	363.60	366.48	378.50	Exact Rates Pending
Employee/ Spouse	581.80	618.64	660.48	686.04	716.76	722.48	746.26	
Employee/ Child(ren)	451.62	480.16	512.58	532.38	556.18	560.60	579.02	
Full Family	727.56	773.68	826.06	858.08	896.54	903.68	933.44	
PERCENT INCREASE	4.50%	6.37%	6.80%	3.90%	4.50%	0.80%	3.30%	7.4%**
ENROLLEE	2012	2013	2014	2015	2016	2017	2018	2019
Employee Only	97.68	97.68	97.68	97.68	97.68	97.68	97.68	97.68
Employee/ Spouse	253.36	253.36	253.36	253.36	253.36	253.36	253.36	253.36
Employee/ Child(ren)	143.86	143.86	143.86	143.86	143.86	143.86	143.86	143.86
Full Family	306.56	306.56	306.56	306.56	306.56	306.56	306.56	306.56
PERCENT INCREASE	4.50%	0.00%	0.00%	0.00%	0.00%	0.00%	0.00%	0.00%
TOTAL	2012	2013	2014	2015	2016	2017	2018	2019
Employee Only	393.16	411.76	432.88	445.76	461.28	464.16	476.18	Exact Rates Pending
Employee/ Spouse	835.16	872.00	913.84	939.40	970.12	975.84	999.62	
Employee/ Child(ren)	595.48	624.02	656.44	676.24	700.04	704.46	722.88	
Full Family	1,034.12	1,080.24	1,132.62	1,164.64	1,203.10	1,210.24	1,240.00	
PERCENT INCREASE	4.50%	4.70%	5.10%	2.90%	3.40%	0.60%	2.50%	

*Employer rates include Health, LTD and Life.

** Per Proviso 108.6 of FY19 State Appropriation Act.

**Retirement, Unemployment and Worker's Compensation
Fiscal Year Rates**

EMPLOYER								Estimate
	2011-12	2012-13	2013-14	2014-15	2015-16	2016-17	2017-18	2018-19
SCRS*	13.685%	15.00%	15.37%	15.75%	16.24%	16.74%	18.91%	19.91%
SCRS - Group Life	0.15%	0.15%	0.15%	0.15%	0.15%	0.15%	0.15%	0.15%
PORS*	15.663%	16.45%	17.36%	18.01%	18.67%	19.17%	21.34%	22.34%
PORS - Group Life	0.20%	0.20%	0.20%	0.20%	0.20%	0.20%	0.20%	0.20%
PORS - Accidental Death	0.20%	0.20%	0.20%	0.20%	0.20%	0.20%	0.20%	0.20%
FICA - Incl. Medicare	7.65%	7.65%	7.65%	7.65%	7.65%	7.65%	7.65%	7.65%
Unemployment Comp	0.30%	0.10%	0.085%	0.01%	0.01%	0.01%	0.01%	0.01%
Worker's Comp	0.20%	0.55%	0.55%	0.65%	0.65%	0.37%	0.37%	0.50%

*Includes retiree surcharge

EMPLOYEE								
	2011-12	2012-13	2013-14	2014-15	2015-16	2016-17	2017-18	2018-19
SCRS	6.50%	7.00%	7.50%	8.00%	8.16%	8.66%	9.00%	9.00%
PORS	6.50%	7.00%	7.84%	8.41%	8.74%	9.24%	9.75%	9.75%

Act 13 of 2017 increased the employer retirement contribution 2 percent in FY2018, and 1 percent each year through FY 2022-23. This Act also capped employee contributions to SCRS at 9 percent and 9.75 percent to PORS.

APPENDIX 12
UNIVERSITY OF SOUTH CAROLINA
DELEGATION OF AUTHORITY TO THE ADMINISTRATION OF THE UNIVERSITY
FISCAL YEAR 2018-2019

In approving this budget, the Board of Trustees recognizes that the amounts shown as revenue are estimates and are subject to changes, and that the amounts shown for expenditures are a reflection of plans and workload estimates as of the time the proposed budget was prepared. The Board further recognizes that each day may bring new challenges and developments requiring adjustments in plans, programs, estimates and budget items. To provide for continuity and essential flexibility in operations, the Board of Trustees reaffirms for Fiscal Year 2018-2019 the delegation of necessary authority to the President to act in all matters, and to the Chief Financial Officer to act in fiscal, contractual and other business matters, including authority in the following areas:

- to negotiate and make timely changes in contracts;
- to approve transfer of revenue and expenditures of funds of the General Appropriation Act to be retained at the Institution;
- to adjust operating, permanent improvement and other income and expenditure items; and
- to take such other actions considered necessary in fiscal, contractual and other business matters in response to changing conditions and estimates.

The Chairman of the Board, the Audit & Compliance Committee, and the Executive Committee of the full Board are to be consulted for further specific directions and approval, as conditions appear to warrant.